

JOURNAL
OF THE
ASIATIC SOCIETY OF BENGAL.

—◆—
VOL. LIX.

PART II. (NATURAL HISTORY, &c.)

(Nos. I to V.—1890; with two Supplements.)

EDITED BY

W. J. SCLATER, ESQ., M. A., F. Z. S.

NATURAL HISTORY SECRETARY.

~~~~~  
"It will flourish, if naturalists, chemists, antiquaries, philologists, and men of science in different parts of *Asia*, will commit their observations to writing, and send them to the Asiatic Society at Calcutta. It will languish, if such communications shall be long intermitted; and it will die away, if they shall entirely cease." SIR WM. JONES.  
~~~~~

CALCUTTA:

PRINTED AT THE BAPTIST MISSION PRESS,

AND PUBLISHED BY THE

ASIATIC SOCIETY, 57, PARK STREET.

1891.

3080
June 4, 1971

5627
8-4

LIST OF CONTRIBUTORS.



	Page
ALCOCK, ALFRED;— <i>Natural History Notes from H. M.'s Indian Marine Survey Steamer 'Investigator,'</i> Commander ALFRED CARPENTER, R. N., D. S. O., commanding.—No. 14. <i>Observations on the Gestation of some Sharks and Rays.</i> (Plate I)....	51
BARCLAY, A.;— <i>A Descriptive List of the Uredineæ occurring in the Neighbourhood of Simla (Western Himalayas).</i> Part III. (Pls. III—VI).	75
BIGOT, MONS. J. M. F.;— <i>A new Species of Diptera in the Collections of the Indian Museum</i> — <i>Dilophus graciosus</i> , N. Sp.	265
ELIOT, JOHN;— <i>On the occasional Inversion of the Temperature Relations between the Hills and Plains of Northern India.</i>	1
GAMBLE, J. S.;— <i>Description of a new Genus of Bamboos.</i> (Pl. VII),	207
GILES, G. M.;— <i>Natural History Notes from H. M.'s Indian Marine Survey Steamer 'Investigator,'</i> Commander ALFRED CARPENTER, R. N., D. S. O., commanding—No. 15. <i>Descriptions of seven additional new Indian Amphipods.</i> (Plate II),.....	63
KING, GEORGE;— <i>Materials for a Flora of the Malayan Peninsula,</i> ...	113
LOGES, MONS. T. DESBROCHERS DES;— <i>Description de Ourculionides et de Brenthides inédits faisant partie des collections du Musée Indien de Calcutta.</i>	211
MOORE, F.;— <i>On some Indian Psychidæ</i>	262
MUKHOPADHYAY, ASUTOSH;— <i>On Olebsch's Transformation of the Hydrokinetic Equations.</i>	56
—————;— <i>Note on Stokes's Theorem and Hydrokinetic Circulation.</i>	59
—————;— <i>On a Curve of Aberrancy.</i>	61
PRAIN, D.;— <i>Noviciæ Indicæ. II. An additional species of Ellipanthus.</i> (Pl. VIII).....	208
—————;— <i>Natural History Notes from H. M.'s Indian Marine Survey Steamer "Investigator,"</i> Commander R. F. HOSKYN, R. N., commanding.—No. 16.— <i>The non-indigenous Species of the Andaman Flora</i>	235
—————;— <i>Natural History Notes from H. M.'s Indian Marine Survey Steamer "Investigator,"</i> Commander R. F. HOSKYN,	

	Page
R. N., <i>commanding</i> .—No. 17. <i>A List of Diamond Island Plants</i>	271
PRAIN, D.;— <i>Noviciæ Indicæ</i> . III. <i>Some additional species of Labiatæ</i>	294
WADDELL, L. A.;— <i>On some new or little-known Hot Springs in South Bihar</i>	224
WALSH, J. H. TULL;— <i>A new Trap-door Spider from Orissa</i>	269
WATSON, E. Y.;— <i>Preliminary List of the Butterflies of Madras</i>	265

Supplement No. 1.

	Page
ATKINSON, E. T.;— <i>Catalogue of the Insecta of the Oriental Region. Order Coleoptera, Family Carabidæ</i>	1

Supplement No. 2 and General Index to Supplement.

ATKINSON, E. T.;— <i>Catalogue of the Insecta of the Oriental Region. Order Coleoptera, Family Dytiscidæ</i>	127
" " " <i>Gyrinidæ</i>	150
" " " <i>Paussidæ</i>	156
" " " <i>Hydrophilidæ</i>	164
" " " <i>Silphidæ</i>	171
" " " <i>Corylophidæ</i>	175
" " " <i>Scydmenidæ</i>	177
" " " <i>Pselaphidæ</i>	187
" " " <i>Staphylinidæ</i>	209

Dates of issue of the different numbers of the Journal, Pt. II, 1890.

- No. 1.—Containing pp. 1—74, with Pls. I & II, was issued on May 17th, 1890.
- No. 2.—Containing pp. 75—210, with Pls. III, IV, V, VI, VII & VIII, was issued on September 16th, 1890.
- No. 3.—Containing pp. 211—270, was issued on December 10th, 1890.
- No. 4.—Containing pp. 271—318, was issued on March 14th, 1891.
- No. 5.—Containing Title page, Index &c., to the Volume was issued on May 9th, 1891.
-

Dates of issue of the different numbers of the Journal, Pt. II, Supplement, 1890.

- No. 1.—Containing pp. 1—126, was issued on April 7th, 1890.
- No. 2.—Containing pp. 127—265, with General Index to Supplement (pp. i—xxv), was issued on March 30th, 1891.

LIST OF PLATES.

- I *Gestation of Zygæna blochii.*
II *New Indian Amphipoda.*
III }
IV } *Uredinæ found in the neighbourhood of Simla.*
V }
VI }
VII *Microcalamus Prainii, g. et sp. nov.*
VIII *Ellipanthus sterculiæfolius, sp. nov.*
-

THE GIFT OF
Prof. C. R. Sarman.

NEW SERIES.

VOL. LIX.

CCXCVIII.


JOURNAL
OF THE
ASIATIC SOCIETY OF BENGAL.

Vol. LIX, Part II, No. 1.—1890.

EDITED BY

J. WOOD-MASON, ESQ.

VICE-PRESIDENT.



“The bounds of its investigation will be the geographical limits of Asia : and within these limits its inquiries will be extended to whatever is performed by man or produced by nature.”—SIR WILLIAM JONES.

•• Communications should be sent under cover to the Secretaries, Asiat. Soc., to whom all orders for the work are to be addressed in India; or, in London, care of Messrs. Trübner and Co., 57 & 59, Ludgate Hill.

CALCUTTA:

PRINTED AT THE BAPTIST MISSION PRESS,
AND PUBLISHED BY THE

ASIATIC SOCIETY, 57, PARK STREET.

1890.

Price (exclusive of postage) to Subscribers, Re. 1.—To Non-Subscribers, Re. 1-8
Price in England, 2 Shillings and sixpence.

Issued May 17th, 1890. Digitized by Google

CONTENTS.

	<i>Page</i>
.— <i>On the occasional Inversion of the Temperature Relations between the Hills and Plains of Northern India.</i> —By JOHN ELIOT, M. A., Meteorological Reporter to the Government of India,	1
I.— <i>Natural History Notes from H. M. Indian Marine Survey Steamer 'Investigator,' Commander ALFRED CARPENTER, R. N., D. S. O., commanding.</i> —No. 14. <i>Observations on the Gestation of some Sharks and Rays.</i> —By ALFRED ALCOCK, M. B., Surgeon-Naturalist to the Marine Survey, (With Pl. I.).....	51
III.— <i>On Clebsch's Transformation of the Hydrokinetic Equations.</i> —By ASUTOSH MUKHOPADHYAY, M. A., F. R. A. S., F. R. S. E.,	56
IV.— <i>Note on Stokes's Theorem and Hydrokinetic Circulation.</i> —By ASUTOSH MUKHOPADHYAY, M. A., F. R. A. S., F. R. S. E.,	59
V.— <i>On a Curve of Aberrancy.</i> —By ASUTOSH MUKHOPADHYAY, M. A., F. R. A. S., F. R. S. E.,	61
VI.— <i>Natural History Notes from H. M. Indian Marine Survey Steamer 'Investigator,' Commander ALFRED CARPENTER, R. N., D. S. O., commanding.</i> —No. 15. <i>Descriptions of seven additional new Indian Amphipods.</i> —By G. M. GILES, M. B., F. R. C. S., late Surgeon-Naturalist to the Survey, (With Pl. II.).....	63

JOURNAL

OF THE

ASIATIC SOCIETY OF BENGAL.



Part II.—NATURAL SCIENCE.

No. I.—1890.

I.—*On the occasional Inversion of the Temperature Relations between the Hills and Plains of Northern India.*—By JOHN ELIOT, M. A., METEOROLOGICAL REPORTER TO THE GOVERNMENT OF INDIA.

[Received December 2nd;—Read December 4th, 1889.]

One of the more important features of the meteorology of the month of January 1889 in Northern India was the remarkable variations of the temperature relations between the hills and plains of Northern India and more especially of Upper India. Under normal conditions of decrease of temperature vertically the temperature at the Punjab hill stations should be 15° to 20° lower than at the adjacent plain stations. The relation is sometimes reversed in the cold weather and the night temperatures are found to be several degrees higher at the hill stations than in the Punjab plains. Such variations or inversions of the ordinary temperature relations are of occasional occurrence in all mountain and adjacent valley districts. They have been observed in previous years in Northern India, but were larger and more prominent in Northern India in January 1889 than has been the case for many years.* The present hence appears to be a favourable period for discussing the

* Similar large and prolonged inversions of temperature occurred in the years 1879, and 1881 in Upper India.

facts and causes of these occasional inversions of temperature in Northern India.

Before commencing with the subject proper of the paper it is desirable to give a summary of what is known generally of these occasional inversions of the ordinary vertical temperature relations.

Ferrel states it is probable the diurnal temperature oscillations of the upper strata of the atmosphere in the open air away from the influence of contact with the Earth's surface are extremely small. The effect of the Earth's temperature on that of the air above is not so great as it is below, so that this causes the amplitudes in the oscillations of the air temperature near the Earth's surface, though less than those of the Earth's surface, to be greater than those of the air above. The effect of this, it is readily seen, is to cause the temperatures in winter and during the night to approximate more nearly to the temperatures above, and hence to diminish the rate of decrease of temperature with increase of altitude at these times. But during the summer and the warmest part of the day, the effect is the reverse; it causes the temperatures below to differ still more from the temperatures above, and hence to increase the rate of diminution of temperature with increase of altitude. In the diurnal oscillations the rate near the surface at night from the effect of nocturnal cooling is reversed for some distance above the Earth's surface, the temperature being greater above than at the surface. As the Earth cools, the air in contact also cools when the air is calm, until the surface and likewise the lower air strata are cooled very low and the law of decrease of temperature is reversed. It is different during the day. The increase of the temperature of the Earth's surface, and of the lower strata in contact, brings about a state of unstable equilibrium from which at once arises a vertical interchange of air, by means of ascending and descending currents, which tend to equalize, in some measure, the temperatures above and below, so that, although the Earth's surface may be heated to a much higher temperature than the air immediately above, the decrease of temperature with increase of altitude never becomes very much greater than that of about 1° C. for 100 meters, corresponding to the initial state of unstable equilibrium. The effect of the heat of the Earth's surface cannot be confined to the lower strata merely, as that of the cooling of the surface is, but, as soon as the first stratum in contact with the Earth is heated, the effect is carried to those above.

Sprüng also refers in his meteorology to the same subject and states that the inversion of the ordinary temperature relations takes place occasionally, and usually during periods of very high pressure, and when the amount of cloud and humidity is abnormally small. The cause of the increased temperature at a higher elevation is ascribed to compression of the air.

The following extract from an article on Climate in the *Encyclopædia Britannica* (written by A. Buchan, Esq.), I believe, fairly represents the opinion of English meteorologists on this subject:—

“These results which only affect the mean daily temperature in different seasons, and which are due exclusively to differences of absolute height, though of the greatest possible practical importance, yet leave untouched a whole field of climatological research—a field embracing the mean temperature of different hours of the day at different heights, for an explanation of which we must look to the physical configuration of the earth’s surface and to the nature of that surface, whether rock, sand, black soil, or covered with vegetation.

“Under this head by far the most important class of conditions are those which result in extraordinary modifications, amounting frequently to subversions of the law of the decrease of temperature with the height. This will perhaps be best explained by supposing an extent of country diversified by plains, valleys, hills and table-lands to be under atmospheric conditions favourable to rapid cooling by nocturnal radiation. Each part being under the same meteorological conditions, it is evident that terrestrial radiation will proceed over all at the same rate, but the effects of radiation will be felt in different degrees and intensities in different places. As the air in contact with the declivities of hills and rising grounds becomes cooled by contact with the cooled surface, it acquires greater density and consequently flows down the slopes and accumulates on the low-lying ground at their base. It follows, therefore, that places on rising ground are never exposed to the full intensity of frosts at night; and the higher they are situated relatively to the immediately surrounding district the less are they exposed, since their relative elevation provides a ready escape downwards for the cold air almost as speedily as it is produced. On the other hand, valleys surrounded by hills and high grounds not only retain their own cold of radiation, but also serve as reservoirs for the cold heavy air which pours down upon them from the neighbouring heights. Hence mist is frequently formed in low situations whilst adjoining eminences are clear. Along low-lying situations in the valleys of the Tweed and other rivers of Great Britain, laurels, araucarias, and other trees and shrubs were destroyed during the great frost of Christmas 1860, whereas the same species growing on relatively higher grounds escaped, thus shewing by incontestible proof the great and rapid increase of temperature with height at places rising above the lower parts of the valleys.

“This highly interesting subject has been admirably elucidated by the numerous meteorological stations of Switzerland. It is there observed in calm weather in winter, when the ground becomes colder

than the air above it, that systems of descending currents of air set in over the whole face of the country. The direction and force of these descending currents follow the irregularities of the surface and, like currents of water, they tend to converge and unite in the valleys and gorges, down which they flow like rivers in their beds. Since the place of these air-currents must be taken by others, it follows that on such occasions the temperature of the tops of mountains and high grounds is relatively high, because the counter-currents come from a great height and are therefore warmer. Swiss villages are generally built on eminences rising out of the sides of the mountains with ravines on both sides. They are thus admirably protected from the extremes of cold in winter, because the descending cold air-currents are diverted aside into the ravines and the counter-currents are constantly supplying warmer air from the higher regions of the atmosphere.

“Though the space filled by the down-flowing current of cold air in the bottom of a valley is of greater extent than the bed of a river, it is yet only a difference of degree, the space being in all cases limited and well defined, so that in rising above it in ascending the slope the increased warmth is readily felt, and, as we have seen, in extreme frosts the destruction to trees and shrubs is seen rapidly to diminish. The gradual narrowing of a valley tends to a more rapid lowering of the temperature for the obvious reason that the valley thereby resembles a basin almost closed, being thus a receptacle for the cold air-currents which descend from all sides. The bitterly cold furious gusts of wind which are often encountered in mountainous regions during night are simply the outrush of cold air from such basins.”

The most important recent contribution to the subject is a memoir on “Mountain Meteorology” by Professor William Morris Davis, Harvard College, Cambridge, U. S., in which he gives a summary of the facts up to date. In this he points out that examples of inversion of temperature relations are by no means rare in mountain districts in Europe and America, and that they are most common in winter. He quotes a monograph of Professor Hann’s which states that the inversion is best shewn in hill-enclosed valleys where the air stagnates and is not replaced by air from above. Such inversions, it is there pointed out, are most frequent during the passage of areas of high pressure or the prevalence of anti-cyclonic conditions. The unusual warmth in the hill regions is shewn to be an effect of the compression of the descending air, whilst the cold in the valleys and low ground is due to other causes, and takes place in spite of the descent of air into it. A remarkable example in Europe of the inversion due to the prevalence of anti-cyclonic conditions occurred in December 1879

and was the subject of numerous investigations. Hann, in his paper on *Die Temperatur Verhältnisse des Decembers 1879*, investigated the matter very thoroughly. He made in that paper a comparison between the temperature of Klagenfurth (in the valley) and Hochober (at an elevation of 5215 ft. above Klagenfurth), and states that from December 6th to 18th it was continually warmer on the mountain than in the valley. The mean difference of the 7 A. M. temperatures for these thirteen days was 23.4° in favour of the mountain, at 2 P. M. 21.2° , and at 9 P. M. 19.6° F. Other examples are given in the same memoir of the abnormal vertical temperature conditions which occasionally obtain in Europe and America. Buchan, in a paper published in the *Journal of the Scottish Meteorological Society*, states that on the 31st December 1883 the temperature at the top of Ben Nevis was 4.5° higher than at Fort William. In this case too pressure was abnormally high. Woeikoff, the Director of the Russian Meteorological Department, on the strength of certain evidence, believes there is a persistent inversion of temperature during the winter in Siberia. Inversion of temperature is also said to be of common occurrence on Mount Washington (in Massachusetts). It is also occasionally shewn by the Pikes' Peak Observations. That mountain has an elevation of 14134 feet and is 8,840 feet higher than Denver. Professor Loomis gives 39 examples of higher temperature at the top of Pikes' Peak than at Denver from four years' observations. In the most extreme cases the differences of temperature amounted to 15° and 16° . It may be noted that these inversions all occurred during the winter.

It is not necessary to quote from the earlier meteorological works of Herschel, Buchan, &c., as they only recognize the occasional occurrence of lower temperature at night in valleys than on the adjacent hills, and ascribe the effect chiefly to the flow of cold air down the sides of the hills.

Recent meteorological writings in some cases continue to ascribe the cooling almost entirely to the descent of the air from the mountain sides into the valleys, and state that the inversion of the vertical temperature relations is of comparatively frequent occurrence in mountainous districts. The facts about to be given, however, appear to indicate the probability that these inverse relations which are exhibited by the mountain observations are due to general conditions that prevail in plains as well as in mountain districts, and hence that similar relations may obtain much more generally and widely than is usually supposed. No distinct statement, however, occurs to this effect, so far as I am aware, and the evidence of inversion of the vertical temperature relations is, in the absence of suitable balloon observations, confined to differences be-

tween mountain stations and the neighbouring valley or other low-lying stations. They are hence assumed to be phenomena restricted to hills and the neighbouring confined valleys and hence of limited extent. The explanation generally given, whilst making the inversion a phenomenon of terrestrial radiation, attaches much weight to the flow of cool air down the mountain sides into the valleys, and hence suggests that it is peculiar to mountain districts.

The present paper will, I believe, prove that inversion may occur over very large plain areas, and that it has, in some cases at least, little or nothing whatever to do with air motion between hills and valleys. It will also shew that the vertical temperature relations during the cold weather in Northern India are much more variable and complicated than they have been hitherto supposed to be, and that the descensional motion which accompanies cooling of the air during the night in fine clear weather is almost entirely one of slow compression, and is not the opposite of the ascensional and convective movement which takes place largely during the day, or, in Professor Ferrel's suggestive words, "the effect of the heating of the earth's surface is not confined to the lower strata merely, as that of the cooling of the surface is, but as soon as the first stratum in contact with the earth is heated, the effect is carried to these above." The principle is, I believe, of great importance generally, and more especially in India, in connection with the production of the dry winds of the Gangetic plain during the hot weather months of March, April, and May.

The paper consists of three parts ;—1st, a statement of the normal meteorological temperature conditions of the plain and hill districts of Upper India in the month of January and of certain meteorological conditions and actions upon which temperature mainly depends ; 2nd, a statement of the more striking abnormal temperature relations of the month of January 1889 and of the cold weather period generally in Upper India ; and 3rd, a discussion of the causes which produce these unusual temperature conditions and variations.

It may be premised that one or two of the actual observations quoted for the month of January 1889 appear to me to be somewhat doubtful. I have, however, thought it best to include them, as it is on the whole more probable that they are exaggerated examples of the peculiar temperature relations about to be discussed than that they represent instrumental or observational errors.

The following table gives the average maximum temperatures of the month of January of certain selected pairs of stations in Upper India, each pair consisting of a hill station and the nearest plain station at which there is an observatory :—

Names of pairs of stations.	Difference of elevation.	Distance in miles.	Mean maximum temperature for January.		Difference of maximum temperature of the plain and hill stations.	Average rate of change of temperature vertically at the hottest period of the day per 1000 feet.
			Hill station.	Plain station.		
Quetta	5800	163	51·6°	73·3°	21·7°	4·1°
Jacobabad						
Murree	4700	30	47·8°	63·3°	15·5°	3·3°
Rawalpindi						
Simla	6200	80	51·2°	67·6°	16·4°	2·7°
Ludhiana						
Chakrata	6200	58	50·1°	69·4°	19·3°	3·1°
Roorkee						
Ranikhet	5500	90	54·0°	70·1°	16·1°	2·9°
Bareilly						
Dhubri	7300	116	44·3°	73·4°	29·1°	4·0°
Darjeeling						
Deesa	3500	40	67·1°	82·2°	15·1°	4·3°
Mount Abu						
Pachmarhi	2500	48	70·6°	80·1°	9·5°	3·8°
Hoshangabad						

A full description of these observatories and of the more important local peculiarities of exposure will be found in Mr. Blanford's Report on the Meteorology of India for 1885. It will suffice here to point out that both Ranikhet and Simla are situated at some distance within the first line of hills, whereas Murree and Chakrata are practically on the crest of the first line of elevations overlooking the plains. Assuming these as more typical of the relations between hills and plains, the preceding data shew that in Upper India the temperature near the hills decreases vertically with elevation at the hottest time of the day in the month of January very nearly 3° in 1000 feet up to a height of 7000 feet at least. The remarkably low day temperature at Darjeeling during this period as shewn by the table appears to be due to the following causes, of which the first is probably the most influential.

1st.—The great humidity and large amount of fog at that station (as in the Eastern Himalayan districts generally) in January, in which respects it contrasts strikingly with the hill stations of Upper India, where the air is, except in stormy weather, very dry and clear.

2nd.—The contiguity of the immense snow mass of Kanchinjunga and neighbouring mountains, which include some of the highest peaks in the Himalayas. This area embraces an enormous extent of snow covered ground, the southern edge of which (in summer) is at a distance as the crow flies of not more than 30

or 35 miles from Darjeeling. The first line of snows is at a distance of at least 45 or 50 miles from Simla and Murree and at a distance of about 40 miles from Chakrata. The neighbouring areas of perpetual snow are of greater elevation and of considerably less extent in the case of all these stations than of Darjeeling and hence exercise a much smaller influence.

As the meteorological conditions of Darjeeling are thus essentially different from those of the hill stations of Upper India, it will be excluded from the final discussion, although data for it are given in the tables for the preliminary comparisons.

The following table gives the average minimum temperature data for the same pair of stations for the month of January.

Names of pairs of stations.	Difference of elevation.	Distance in miles.	Mean minimum temperature for January.		Difference of minimum temperature of plain and hill stations.	Average rate of decrease of temperature at the coldest period of the night per 1000 ft.
			Hill station.	Plain station.		
Quetta ... } Jacobabad ... }	5300	163	29·2°	42·8°	13·6°	2·6°
Murree ... } Rawalpindi ... }	4700	30	35·5°	37·9°	2·4°	0·5°
Simla ... } Ludhiana ... }	6200	80	36·4°	43·5°	7·1°	1·1°
Chakrata ... } Roorkee ... }	6200	58	35·7°	44·2°	8·5°	1·4°
Banikhet ... } Bareilly ... }	5500	90	39·5°	45·9°	6·4°	1·2°
Dhubri ... } Darjeeling ... }	7300	116	34·6°	53·5°	18·9°	2·6°
Deesa ... } Mount Abu ... }	3500	40	50·9°	51·1°	0·2°	0
Pachmarhi ... } Hoshangabad ... }	2500	48	47·2°	52·5°	5·3°	2·1°

This table shews that at all these stations the average difference of temperature at night is much smaller than by day. The rate of difference is greatest in the cases of Quetta and Jacobabad, Pachmarhi, and Hoshangabad, and Darjeeling and Dhubri, for which it averages about 2° or less than half of the rate of difference for the maximum temperature. The result for Deesa and Mount Abu is so anomalous as to point to peculiar local conditions, the nature of which have, however, not yet been determined.* In the case of the pairs of stations in Upper India the average rate of change of temperature with

* I have recently (January 1890) visited these two stations: the temperature observations are carefully recorded, and are taken under the same conditions of ex-

elevation at night in January varies from 0.5° for Murree and Rawalpindi to 1.4° for Chakrata and Roorkee, and averages 1° , that is, little more than one third of the day rate of decrease of temperature vertically.

These two tables may hence be summarized as follows:—

(a). The rate of decrease of temperature with elevation at the time of maximum day temperature in the month of January averages 3° per 1,000 feet in the Western Himalayas and 4° per 1,000 feet in the Eastern Himalayas up to 7,000 feet and in the Aravalli and Vindhya Hills and perhaps also in Beluchistan.

(b). The rate of decrease of temperature with elevation at night or at the time of minimum temperature averages 1° per 1,000 feet in the Western Himalayas, 2° per 1,000 feet in the Eastern Himalayas and Vindhyas, and $2\frac{1}{4}^{\circ}$ per 1,000 feet in Beluchistan.

An interesting point in connection with the night temperature in the plains of Upper India is shewn by the data of the following table. The first column gives the average minimum temperature of the month of January at stations nearest to the hills and the second that of stations at a greater distance than those of the first column.

Plain stations near hills.	Mean minimum temperature for January. (A.)	Plain stations at considerable distance from hills.	Mean minimum temperature for January. (B.)	Difference between mean temperature of the two stations for each pair. A—B.	Horizontal distance between pair of stations.
Rawalpindi ...	37.9°	Peshawar	39.1°	-1.2°	100 miles
Sialkot ...	42.9°	Lahore	42.4°	0.5°	75 "
Ludhiana ...	43.5°	Sirsa	42.4°	1.1°	100 "
Roorkee ...	44.2°	Meerut	44.4°	-0.2°	60 "
Bareilly ...	45.9°	{ Delhi			90 "
		{ Agra			120 "
		{ Lucknow	45.9°	0°	125 "
Gorakhpur ...	48.6°	{ Allahabad	47.5°	1.1°	125 "
		{ Benares	47.9°	0.7°	100 "
Dhubri ..	53.5°	Berhampore	53.2°	0.3°	150 "

The geographical relations between Rawalpindi and Peshawar are quite different from those of the other pairs of stations, which are all situated in the great plain of Northern India stretching along the foot of the Himalayas from the North Punjab to East Bengal.

posure as at other stations in India. Several series of hourly observations of temperature during the night have been recently taken, and, as they confirm the conclusions of the present paper, I hope to discuss them in a brief paper to be submitted to the Society shortly.

The differences here are small and to some extent undoubtedly depend upon the peculiarities of position of the observatories at the observing stations. Their general uniformity, however, appears to indicate clearly that the lowest minimum temperatures in January in the great Northern or Gangetic plain of India are not found at and near the foot of the hills, but in the midst of the great plain at a distance of 100 to 200 miles from the Himalayas, or, as it might be more fully expressed, the axis of minimum or lowest night temperature in Northern India in the month of January runs nearly parallel to the Himalaya mountains at a distance from their southern base varying from 100 to 200 miles. This fact seems to be of great importance as it shews that, whatever the rapid cooling in these plains may be due to, it cannot be ascribed to the cause usually assigned for the greater cold in valleys than in hill sides, *viz.*, the sinking of air cooled by contact with the sides of the hills into the valleys. For it is not possible that the cooled air sinking down with a motion which is imperceptible to the anemometer or senses should produce the greatest effects at distance of one or two hundred miles from the foot of the hills and where the temperature is higher by day, as is shewn by the following table:—

Plain stations near hills.	Mean maximum temperature January. (A.)	Plain stations at considerable distance from hills.	Mean maximum temperature January. (B.)	Difference between mean temperature for the two stations of each pair. (B—A.)	Horizontal distance between stations.
Rawalpindi ...	63·3°	Peshawar	64·0°	0·7°	100 miles
Sialkot ...	66·7°	Lahore	67·6°	0·9°	75 "
Ludhiana ...	67·6°	Sirsa	70·8°	3·2°	100 "
Roorkee ...	69·4°	Meerut	70·1°	0·7°	60 "
Bareilly ...	70·1°	{ Delhi	71·0°	0·9°	90 "
		{ Agra	73·4°	3·3°	120 "
		{ Lucknow	73·8°	3·7°	125 "
Gorakhpur ...	73·4°	{ Allahabad	73·6°	0·2°	125 "
Dhubri ...	73·4°	{ Benares	74·7°	1·3°	100 "
		Berhampore	78·2°	4·8°	150 "

The following table gives mean daily temperature (*i. e.*, means of the maximum and minimum temperatures) data of the month of January for the same pairs of stations:—

Pairs of stations.	Difference of Elevation.	Mean daily temperature January.		Difference. B.—A.	Rate of decrease per 1000 ft.
		Hill station. (A.)	Plain station. (B.)		
Quetta ...	5300	40·4°	58·0°	17·6°	3·3°
Jacobabad ...		41·7°	50·6°	8·9°	1·9°
Murree ...	4700	43·8°	55·6°	11·8°	1·9°
Rawalpindi ...		42·8°	56·8°	14·0°	2·3°
Simla ...	6200	46·7°	58·0°	11·3°	2·1°
Ludhiana ...		39·5°	63·5°	24·0°	3·3°
Chakrata ...	5500	59·0°	66·7°	7·7°	2·2°
Roorkee ...		58·9°	66·3°	7·4°	3·0°
Banikhet ...	7300				
Bareilly ...					
Dhubri ...	3500				
Darjeeling ...					
Deesa ...	2500				
Mount Abu ...					
Pachmarhi ...					
Hoshangabad ...					

The data of this table are not of much importance in connection with the present discussion. They shew that the average decrease of temperature with elevation (as determined from day and night observations) varies from 1·9° per 1000 feet in the North-West Himalayas to 3·3° per 1000 feet in Beluchistan and Sind, where the general climatic conditions at that time are apparently very similar to those of the Punjab.

The following table gives the average daily range of temperature at the plain and hill stations of each pair of stations.

Pairs of stations.	Average daily range of temperature for January.		Ratio of daily range at plain station to that at hill station. (B.) (A.)
	Hill station. (A.)	Plain station. (B.)	
Quetta ...	22·4°	30·5°	1·4°
Jacobabad ...	12·3°	25·4°	2·1°
Murree ...	14·8°	24·1°	1·6°
Rawalpindi ...	14·4°	25·2°	1·7°
Simla ...	14·5°	24·2°	1·7°
Ludhiana ...	9·7°	19·9°	2·0°
Chakrata ...	16·2°	31·1°	1·9°
Roorkee ...	23·4°	27·6°	1·2°
Banikhet ...			
Bareilly ...			
Darjeeling ...			
Dhubri ...			
Mount Abu ...			
Deesa ...			
Pachmarhi ...			
Hoshangabad ...			

This shews that in Upper India the average daily range of temperature in January is very nearly twice as great in the plains as at the adjacent hill stations at elevations of 6000 to 7000 feet. The ratio is even greater in the Eastern Himalayas, the daily range of temperature probably varying from $2\frac{1}{2}$ to 3 times as much in Assam and North Bengal as it is in the adjacent Himalayas at an elevation of 7000 feet. In the hills of Upper India this diminished range of temperature cannot be ascribed to any deficiency of radiating power, either of the sun or of the earth at this period of the year, for the air is much clearer (free from dust, smoke, etc.) and drier in the hills than the plains in Upper India, and, as shewn in the following tables, solar heat is absorbed more largely by day and terrestrial heat given out more rapidly by night in the hills than in the adjacent plain districts. The only measure for the radiating power in either case that we at present possess is the average daily difference between the readings of the solar radiation thermometer and maximum thermometer in the one case and between the readings of the grass radiation thermometer and minimum thermometer in the other. The following two tables give these differences for the pair of stations selected.

Names of pairs of stations.	Average difference between readings of solar radiation and maximum thermometer in shade. January.		Ratio of difference for hill station to that for plain station.
	Hill stations.	Plain station.	
	A.	B.	$\frac{A.}{B.}$
Quetta } Jacobabad } Murree } Rawalpindi } Simla } Ludhiana } Chakrata } Roorkee } Ranikhet } Bareilly } Darjeeling } Dhubri } Mount Abu } Deesa } Pachmarhi } Hoshangabad }	62·9° 60·4° 62·7° 67·0° 60·7° 54·4° 62·2° 61·8°	59·9° 50·6° 51·5° 54·3° 48·0° 50·1° 53·4° 55·8°	1·1° 1·2° 1·2° 1·2° 1·8° 1·1° 1·2° 1·1°

This table establishes conclusively that the average direct heating power of the sun is greater at the hill stations in January than at the corresponding plain stations. And, if it might be assumed that the relative intensity in the two cases is, roughly speaking, proportional to the ratios given in the preceding table, the heating power of the sun at an elevation of 7000 feet in the Himalayas is on the average about one-fifth greater than at the level of the adjacent plains, or, in consequence of the absorbing action of the lower strata, the sun is one-sixth less powerful in heating the earth's surface at the level of the plains than it is at that of the hill stations of the Himalayas.

The following table gives similar data for nocturnal radiation from the Earth's surface:—

Names of pairs of stations.	Average difference between grass radiation thermometer readings and those of minimum in shade thermometer for January.		Ratio of difference for hill station to that of corresponding plain station $\frac{A.}{B.}$
	Hill station. A.	Plain station. B.	
Quetta } Jacobabad } Murree } Rawalpindi } Simla } Ludhiana } Chakrata } Roorkee } Banikhet } Bareilly } Darjeeling } Dhubri } Mount Abu } Deesa } Pachmarhi } Hoshangabad }	10·4° 11·4° 12·2° 9·5° 13·0° 10·3° 17·1° 12·0°	10·1° 7·3° 9·8° 7·2° 8·3° 6·9° 9·1° 8·5°	1·0° 1·6° 1·3° 1·3° 1·6° 1·5° 1·9° 1·4°

These figures show that nocturnal radiation goes on much more rapidly at the hill stations than at the adjacent plain stations, and that the ratios as measured by the differences given in the preceding table are much greater than the ratios in the corresponding tables for solar radiation. Taking the average of all the stations as a rough approximation, they appear to indicate that nocturnal radiation goes on upwards of 50 per cent. more rapidly at the hill stations than at the adjacent plain stations.

This result is undoubtedly in part due to the greater length of the night (or period of effective terrestrial radiation) than of the day in the month of January in Northern India, and perhaps also to the greater clearness and homogeneity of the atmosphere arising from the stillness of the air and absence of wind at night as compared with the day. It will, however, be presently seen it is probable that the mean monthly minimum temperature at the hill stations represent an average of conditions different from that at the plain stations and hence the figures given above are almost certainly of little value for the comparison of nocturnal radiation in the plains and hills of Northern India. It is, however, evident that the figures as a whole support the inferences based on the known laws of radiation from cooling bodies. It is certain therefore that in clear weather in January, if there were no other action than mere radiation and heating and cooling of the adjacent air by contact with the Earth's surface, the Earth's surface and adjacent air would be heated to a greater extent by day and cooled to a larger amount at night at the hill stations than at the plain stations and hence the daily range of temperature might be expected on this account alone to be considerably greater (probably from 10° to 20°) at the hill stations than at the plains.

The following table gives the average cloud amount during the month at the selected stations.

Names of pairs of stations.	Mean proportion of cloud in January.		Ratio of cloud proportion of hill station to plain station.
	Hill station. A.	Plain station. B.	$\frac{A}{B}$.
Quetta	4.4	2.6	1.7
Jacobabad			
Murree	5.8	4.4	1.3
Bawalpindi			
Simla	5.6	3.9	1.4
Ludhiana			
Chakrata	4.8	3.4	1.4
Roorkee			
Ranikhet	4.1	3.0	1.4
Bareilly			
Darjeeling	5.5	1.7	3.2
Dhubri			
Mount Abu	2.6	2.2	1.2
Deesa			
Pachmarhi	2.3	2.2	1.0
Jubbulpore			

The following table gives the average humidity of the month of January at the same pairs of stations.

Names of pairs of stations.	Mean relative humidity in January.		Ratio of average humidity of hill station to that of plain station. $\frac{A.}{B.}$
	Hill station. A.	Plain station. B.	
Quetta	67	47	1.4
Jacobabad	59	73	0.8
Murree			
Rawalpindi	61	68	0.9
Simla			
Ludhiana	63	65	1.0
Chakrata			
Roorkee	63	67	0.9
Ranikhet			
Bareilly	79	77	1.0
Darjeeling			
Dhubri	40	38	1.0
Mount Abu			
Deesa	54	60	1.1
Pachmarhi			
Jubbulpore			

These tables show that while the amount of cloud is considerably greater at the hill-stations than at the plain stations in Upper India, the air is actually on the average drier or less humid in the former case. As these results are based on day observations chiefly, it is probable if night observations of equal weight were included the difference would be even more marked.

The following is a brief general summary of the mean temperature conditions at the level of the hill stations in the Himalayas and on the adjacent plains.

(1.) The rate of decrease with elevation of the average daily temperature of the month of January is very approximately $2\frac{1}{4}^{\circ}$ per 1,000 feet or more exactly 1° per 470 feet. The rate of decrease is, however, very irregular, varying not only from day to day but also from hour to hour during the day. The rate of decrease of the average minimum or night temperature with elevation in Upper India is only about $1\frac{1}{4}^{\circ}$ per 1,000 feet and of the average maximum temperature is 3° per 1,000 feet.

(2.) The daily range of temperature is much less at the hill stations than in the adjacent plain districts and is little more than half that at the adjacent plain stations.

It also follows from the previous remarks that any explanation of the

smaller average difference of the minimum temperature at the hills and at the adjacent plain stations (or of the small night vertical range of temperature compared with the day) must recognize:—

- (a.) That the air is on the average less humid at the hills than at the adjacent plain stations in Upper India.
- (b.) That there is on the average more cloud at the hill stations.
- (c.) That the intensity of solar radiation is considerably greater at the hill stations, probably at least 20 per cent. greater.
- (d.) And that the intensity of radiation from the earth's surface at night is very considerably greater at the hills than the adjacent plains.

We now proceed to give data for the same pairs of stations for January 1889.

The following tables give the comparative temperature data of eight hill stations in Northern India and of the eight nearest plain stations at which there are observations for that month.

The first table gives the maximum temperature of each day of the month of January 1889 and the variation from the normal. The variations are obtained from the daily means of the past eleven years (1878-88) smoothed so as to give a fairly regular series. The positive sign affixed to a number in this table indicates that the actual temperature was above the normal and a minus sign that it was below it.

The second table gives similar data for the minimum temperature of the same 16 stations for the same period.

The third table gives the daily difference of the maximum temperatures for each of eight pairs of stations consisting of a hill station and adjacent plain station. In every case the maximum temperature at the plain stations exceeds that at the neighbouring hill station.

The fourth table gives the difference between the minimum temperature registered at each of the eight selected hill stations and the neighbouring plain stations. In the majority of cases the minimum temperatures at the plain stations exceed those at the plain stations in which case no sign is prefixed to the number. In a few cases the latter temperatures are the greater and this is indicated by the minus sign prefixed to the number.

Daily Maximum Temperature of the 24 Hours preceding 8 A. M. at 16 stations for the month of January, 1889 and the variations from the normal day by day.

January.	Quetta.		Jacobabad.		Murree.		Rawalpindi.		Simla.		Ludhiana.		Mussoree.		Roorkee.		Ranikhet.		Bareilly.		Darjeeling.		
	Actual.	Variation.	Actual.	Variation.	Actual.	Variation.	Actual.	Variation.	Actual.	Variation.	Actual.	Variation.	Actual.	Variation.	Actual.	Variation.	Actual.	Variation.	Actual.	Variation.	Actual.	Variation.	
1	51.9	-2.7	75.4	+1.5	59.2	+2.6	64.1	-0.1	54.5	+1.5	68.2	+0.2	54.0	-1.2	60.7	-1.2	60.7	+4.0	72.2	+1.6	4.8	-0.4	
2	60.5	+6.7	73.4	-0.2	57.1	+6.8	69.1	+4.5	56.7	+4.4	69.7	+1.8	54.0	70.8	+0.6	62.7	+0.6	62.7	+6.8	78.7	+3.0	48.6	-0.9
3	60.5	+7.8	74.4	+1.3	59.1	+8.5	70.5	+6.0	61.7	+9.4	77.2	+1.1	60.0	70.8	+0.7	66.1	+0.7	66.1	+15.7	71.2	+6.7	15.0	+2.3
4	56.6	-4.0	76.9	+4.2	58.6	+4.5	66.9	+4.5	66.9	+14.7	75.7	+9.5	63.5	72.8	+2.3	71.1	+2.3	71.1	+15.7	77.2	+6.7	15.0	+6.8
5	50.6	-2.0	76.9	+4.5	49.2	+0.5	69.1	+4.9	57.3	+4.8	73.2	+5.1	61.0	71.8	+2.8	66.1	+2.8	66.1	+10.7	75.2	+4.7	15.2	+7.9
6	56.1	+3.0	75.4	+5.0	52.7	+2.2	69.1	+5.2	69.1	-8.1	73.2	+8.3	58.0	71.8	+2.1	62.7	+2.1	62.7	+7.2	75.2	+6.2	4.7	+1.7
7	56.6	+3.0	75.4	+5.0	52.7	+2.2	69.1	+5.2	69.1	-8.1	73.2	+8.3	58.0	71.8	+2.1	62.7	+2.1	62.7	+7.2	75.2	+6.2	4.7	-0.6
8	57.1	+3.6	78.4	+5.5	54.7	+3.8	66.6	+3.2	59.7	+5.2	72.7	+5.2	56.0	73.3	+3.4	63.2	+3.4	63.2	+7.1	75.2	+5.1	46.4	-0.3
9	60.5	+7.8	78.9	+5.7	58.6	+7.7	72.0	+7.7	58.2	+8.7	72.2	+5.1	60.0	71.8	+2.3	62.2	+2.3	62.2	+6.2	72.7	+2.7	44.8	-0.6
10	59.1	+6.5	72.9	-0.5	55.2	+4.4	64.6	+0.4	57.2	+4.4	73.2	+6.2	57.5	70.8	+0.8	62.2	+0.8	62.2	+2.6	75.2	+5.2	44.8	-2.7
11	49.6	-1.9	77.1	+4.6	43.7	-7.1	70.5	+6.2	48.5	-4.3	69.2	+2.1	52.0	70.3	+0.8	68.2	+0.8	68.2	+2.6	75.2	+5.6	49.1	+2.3
22	46.5	-4.1	77.4	+4.2	43.7	-5.2	64.1	+0.2	50.8	-1.0	72.2	+5.1	52.0	76.8	+7.2	58.2	+7.2	58.2	+3.0	77.7	+8.1	45.8	-0.6
13	42.0	-8.8	70.4	-2.6	43.2	-6.2	61.6	-2.1	50.7	-0.3	66.7	-0.4	58.5	71.8	+2.1	55.3	+2.1	55.3	+0.6	76.2	+6.7	45.8	-0.6
14	42.5	-8.2	72.4	-0.5	42.7	-5.5	60.1	-3.6	40.5	-10.0	67.7	+0.8	52.0	70.8	+1.1	55.3	+1.1	55.3	+1.0	76.2	+6.6	50.3	+5.2
15	41.5	-9.4	72.4	-0.7	40.7	-6.8	62.6	-0.8	41.8	-8.6	70.7	+3.6	50.0	74.3	+5.0	54.3	+5.0	54.3	+1.0	75.2	+5.9	50.3	+6.1
16	41.5	-10.2	67.4	-6.8	42.7	-5.1	61.1	-2.0	44.3	-6.2	70.2	+3.0	54.5	70.3	+1.0	49.3	+1.0	49.3	-4.1	71.2	+1.6	49.5	5.1
17	33.4	-19.2	69.9	-8.1	32.1	-16.0	55.2	-8.1	44.3	-6.6	71.2	+4.0	53.5	75.3	+6.0	47.4	+6.0	47.4	-6.3	66.1	-3.6	47.5	+8.2
18	31.4	-21.6	70.9	-2.5	42.7	-5.4	61.1	-3.2	49.6	-1.5	72.7	+5.2	50.0	76.8	+7.6	57.3	+7.6	57.3	+4.6	76.7	+6.8	51.3	+7.2
19	32.4	-20.7	68.9	-5.0	40.1	-7.7	58.6	-4.8	50.1	-1.0	71.2	+3.1	50.0	74.8	+6.0	51.3	+6.0	51.3	-1.6	76.2	+6.8	51.3	+7.2
20	53.6	+0.6	69.9	-4.3	48.7	+1.6	61.5	+0.3	67.2	+8.5	74.2	+6.4	51.5	73.8	+4.5	67.3	+4.5	67.3	+4.0	77.2	+4.7	54.1	+6.4
21	56.1	+3.2	71.4	-3.0	64.1	+1.6	68.1	+5.9	59.5	+8.5	74.2	+6.4	51.5	73.8	+4.5	67.3	+4.5	67.3	+11.2	74.2	+7.6	54.1	+9.3
22	58.6	+0.9	71.4	-0.3	55.7	+9.0	66.1	+3.3	52.3	+11.6	73.7	+5.6	60.5	73.3	+6.6	66.1	+6.6	66.1	+18.7	73.2	+8.6	45.2	+0.7
23	46.5	-7.1	74.4	-0.1	42.2	-8.7	61.1	+1.1	50.9	-0.3	66.2	-1.6	60.5	73.8	+6.7	64.1	+6.7	64.1	+10.6	76.2	+2.6	46.0	+1.9
24	46.0	-6.0	76.9	+3.0	42.2	-8.5	67.1	+5.2	43.2	-8.4	70.7	-0.7	46.0	64.8	-4.4	57.3	-4.4	57.3	+3.8	61.1	-9.3	48.0	+4.0
25	51.6	+0.1	73.4	0	47.7	+1.8	67.6	+5.4	43.1	-7.1	66.2	-1.6	43.0	65.8	-8.2	49.3	-8.2	49.3	-3.9	62.6	-8.0	43.3	-0.4
26	49.6	-1.2	72.4	+0.7	46.7	+4.2	66.1	+3.1	43.5	-1.4	69.2	+1.0	46.0	63.8	+0.5	54.3	+0.5	54.3	+1.5	71.2	+1.3	48.1	+4.5
27	43.0	-6.8	76.4	+3.7	46.7	+1.4	63.1	+1.0	44.3	-5.4	68.2	-1.6	46.5	64.8	+6.4	58.3	+6.4	58.3	+0.8	72.2	+0.1	47.5	+4.0
28	43.5	-5.5	70.4	-2.2	44.7	-0.3	53.1	-4.4	53.7	+8.1	69.7	+1.8	53.5	75.8	+6.4	58.2	+6.4	58.2	+5.9	73.7	+2.7	43.2	-0.2
29	40.5	-6.0	70.4	-2.6	38.6	-6.7	54.2	-6.7	45.1	-1.4	69.7	-8.3	51.0	63.8	+6.1	75.2	+6.1	75.2	+6.0	69.2	-1.4	46.0	+8.3
30	42.5	-7.7	66.4	-0.7	36.8	-8.4	52.7	-9.4	43.1	-6.0	63.2	-4.2	42.5	61.8	-7.5	58.2	-7.5	58.2	+6.0	69.2	-1.4	50.1	+7.4
31	35.4	-13.2	70.4	-3.4	32.6	-13.1	54.2	-8.2	39.5	-9.3	61.2	-6.3	34.0	53.3	-11.1	57.3	-11.1	57.3	+5.3	70.2	-0.2	42.1	0
Mean.	48.1	-3.7	73.4	+0.1	47.4	-0.7	63.8	+0.6	51.1	-0.3	69.7	+2.0	52.4	71.0	+1.6	63.7	+1.6	63.7	+4.6	73.2	+3.1	47.5	+2.3

Table I.—Continued.

January.	Dhnbri.		Abn.		Deesa.		Pachmarhi.		Hoshangabad.		General character of weather in Upper India.
	Actual.	Variation.	Actual.	Variation.	Actual.	Variation.	Actual.	Variation.	Actual.	Variation.	
1	74.3	+1.0	68.1	+0.3	86.2	+3.4	70.9	+1.7	80.7	+2.3	Barometer rising, clear.
2	73.8	+0.8	72.6	+4.7	88.2	+5.2	71.4	+2.5	80.7	+2.6	do. light clouds Punjab.
3	74.3	+1.4	73.1	+3.1	89.2	+6.3	72.3	+3.4	80.7	+2.0	falling, cloudy plains and hills.
4	75.3	+2.3	71.6	+3.8	88.2	+5.5	74.8	+5.7	83.1	+4.5	do. cloudy Punjab and hills.
5	75.8	+2.7	67.6	-0.5	87.2	+4.4	75.8	+6.3	84.1	+5.1	rising rapidly, skies cloudy.
6	74.3	+1.3	67.1	-1.0	86.2	+3.4	74.8	+4.7	85.1	+5.8	do. do.
7	77.3	+4.4	70.1	+1.9	89.2	+6.3	75.8	+5.4	84.1	+4.7	do. do.
8	76.8	+3.8	73.6	+5.2	91.3	+8.6	74.8	+4.2	83.6	+4.0	falling, no cloud.
9	74.3	+1.3	72.1	+4.0	93.3	+10.7	74.8	+3.9	84.6	+5.0	do. light cloud.
10	75.3	+2.1	71.1	+3.6	91.3	+9.3	75.3	+4.2	85.6	+5.8	do. do.
11	75.3	+1.9	68.1	+1.1	88.2	+7.1	77.7	+6.8	88.6	+5.8	do. moderate cloud.
12	75.3	+1.6	67.6	+1.0	87.2	+6.4	75.8	+5.1	85.6	+5.8	do. Skies clouded, especially over hills.
13	77.8	+4.2	66.1	-0.3	84.6	+3.6	74.8	+4.2	84.6	+4.9	rising, Snow on hills.
14	75.8	+2.0	62.1	-4.5	82.1	+0.7	72.8	+2.4	81.6	+1.8	do. clear plains, overcast hills.
15	77.3	+3.3	60.6	-6.5	80.1	-2.0	72.3	+2.1	79.7	-0.1	do. do.
16	78.8	+4.7	60.6	-6.9	78.6	-4.0	74.8	+4.7	82.1	+2.4	do. Snow falling on hills.
17	77.8	+3.6	64.1	-3.9	79.6	+3.6	77.7	+7.3	86.6	+6.6	do. Generally clear.
18	78.8	+4.4	67.1	-1.1	83.6	+0.3	77.7	+7.2	87.6	+7.2	do. falling.
19	78.8	+4.7	66.1	-1.9	80.1	-3.3	76.3	+5.3	87.6	+7.2	do. rising.
20	79.8	+5.9	64.1	-3.7	77.1	-6.2	75.8	+5.1	86.6	+6.1	do. falling, clear.
21	77.8	+4.1	70.1	+2.5	86.2	+3.0	77.3	+6.5	83.6	+3.0	do. do.
22	76.3	+2.8	73.6	+6.0	92.3	+9.4	78.7	+7.9	88.6	+8.1	do. Snow storm Murree and Quetta.
23	77.8	+4.4	71.6	+3.8	89.2	+6.6	79.7	+8.6	91.1	+10.5	do. Snow storm hill stations.
24	78.3	+4.9	63.1	-4.8	83.1	-0.1	78.7	+7.2	88.6	+7.5	rising rapidly. Snow on hills, rain on plains.
25	73.3	-0.1	64.1	-3.1	83.1	+0.5	71.4	-0.2	80.2	-1.1	do. rising.
26	75.8	+2.3	68.1	+1.7	87.2	+5.3	75.8	+4.4	84.6	+3.1	do. moderate cloud Upper India.
27	76.3	+2.9	70.1	+4.5	89.2	+7.8	75.3	+4.1	83.1	+6.8	do. falling, moderate cloud.
28	77.8	+4.6	70.6	+5.7	87.7	+6.8	79.7	+8.6	88.1	+7.1	do. falling rapidly, rain N. Punjab.
29	78.3	+5.3	74.1	+9.6	91.3	+10.9	80.7	+9.6	88.6	+8.0	do. falling very rapidly, rain & snow hills, overcast N. India.
30	78.8	+5.8	63.1	-1.6	84.6	+4.1	81.7	+10.5	90.6	+9.9	do. falling Heavy snow storms on hills.
31	68.7	-7.2	57.1	-8.8	78.1	-2.8	75.3	+4.0	85.6	+5.1	do. rising very rapidly, snow on hills.
						+3.0	75.8	+5.3	85.2	+5.2	

Table II. giving the minimum temperature (daily during the month of January 1889 at 16 stations and the variations from the normal day by day.

Date.	Quetta.		Jacobabad.		Murree.		Rawalpindi.		Simla.		Ludhiana.		Mussooree.		Roorkhee.	
	Actual.	Variation.	Actual.	Variation.	Actual.	Variation.	Actual.	Variation.	Actual.	Variation.	Actual.	Variation.	Actual.	Variation.	Actual.	Variation.
1	26.8	-0.6	38.6	-2.1	37.7	+0.8	30.9	-3.8	40.3	+3.5	41.0	-0.4	42.0	?	38.9	-3.1
2	31.8	+4.4	40.6	-0.3	45.8	+8.6	37.4	+2.1	45.1	+8.2	41.0	-0.6	41.5	?	38.9	-3.6
3	30.3	+2.1	38.6	-2.3	49.3	+12.6	36.9	+0.3	48.4	+11.6	45.6	+8.6	42.0	?	38.3	-6.5
4	39.8	+9.9	38.6	-2.2	44.8	+8.4	39.4	+3.1	48.4	+9.0	45.6	+0.6	48.5	?	45.1	+2.2
5	28.8	-3.8	41.6	+1.0	34.7	-2.0	38.4	+2.1	40.7	+2.9	49.2	+7.0	44.0	?	47.7	+4.7
6	25.3	-2.5	38.6	-2.4	37.7	-0.2	34.9	-1.5	39.3	+0.9	44.6	+2.5	39.0	?	48.1	+0.5
7	35.8	+7.2	40.1	-1.3	42.7	+5.2	37.9	+1.1	41.7	+2.7	42.0	+0.4	41.5	?	41.0	-1.3
8	29.8	-2.6	40.1	-1.3	41.2	+3.5	30.9	-5.9	43.1	+2.8	44.1	+2.4	47.0	?	40.0	-2.6
9	35.8	+11.1	42.1	+0.1	43.7	+5.9	34.9	-0.9	41.3	+2.5	39.4	-2.8	45.5	?	38.4	-4.7
10	36.8	+7.7	46.1	+3.6	35.2	-2.4	40.0	+2.9	43.8	+5.3	51.3	+8.6	44.0	?	48.7	+5.3
11	27.8	-1.4	41.1	-1.7	30.7	-5.9	31.4	-6.0	39.3	+1.6	46.1	+2.6	37.5	?	55.4	+11.4
12	34.3	+5.4	51.0	+8.4	31.2	-4.7	42.0	+4.7	37.2	+0.4	48.2	+4.1	36.5	?	47.2	+3.9
13	29.3	+0.2	40.6	-2.2	28.2	-7.4	33.9	-8.6	28.8	-7.4	48.2	+4.1	30.5	?	54.4	+10.0
14	23.8	-5.5	37.6	-5.1	28.7	-6.6	32.9	-4.6	31.6	-4.3	47.1	+3.0	31.5	?	47.2	+2.4
15	24.8	-4.5	41.6	-1.3	28.7	-6.3	30.6	-6.7	34.8	-0.6	44.1	+0.4	35.5	?	45.1	+0.5
16	26.3	-3.6	39.1	-4.2	24.7	-10.5	33.9	-3.8	32.4	-3.3	51.8	+8.4	35.5	?	48.7	+4.0
17	18.8	-11.8	39.6	-4.6	25.2	-10.2	31.9	-6.4	33.6	-2.4	46.1	+2.7	35.5	?	46.2	+1.2
18	15.3	-15.2	40.6	-3.7	27.7	-7.7	28.9	-7.7	36.4	+0.4	44.6	+0.9	32.5	?	46.1	-0.2
19	14.8	-16.1	30.5	-13.9	25.7	-9.8	26.4	-12.2	35.0	-1.1	44.1	+0.6	37.0	?	44.6	-0.3
20	15.8	-15.5	37.1	-7.6	37.7	+2.1	32.9	-6.4	37.0	+0.8	39.9	-4.9	40.0	?	33.9	-6.3
21	39.3	+8.1	38.1	-6.6	45.3	+10.1	38.9	-3.3	46.5	+10.9	42.0	-4.0	40.0	?	45.1	-0.2
22	34.8	+3.1	49.0	+4.4	32.7	-2.4	43.7	+8.9	46.5	+10.8	44.1	-0.3	47.5	?	43.0	-2.9
23	31.8	0	46.1	+1.0	34.8	-0.8	45.5	+5.8	36.0	-0.4	52.8	+7.4	35.5	?	53.8	+13.7
24	31.8	+1.1	46.1	+1.1	31.7	-3.2	37.9	-2.4	31.6	-4.8	46.1	+0.6	32.5	?	50.7	+5.0
25	34.8	+5.1	41.6	-2.3	33.7	-0.7	38.9	-1.4	34.6	-1.6	46.1	+0.6	33.5	?	46.2	+3.4
26	33.8	+4.9	55.0	+11.9	36.7	+2.8	43.0	+2.1	38.5	+2.6	49.8	+4.5	38.0	?	50.3	+4.7
27	37.3	+9.5	57.9	+15.1	36.7	+3.1	44.5	+4.8	35.2	0	44.1	-0.7	38.0	?	45.1	-0.8
28	39.8	+12.5	55.0	+12.7	32.2	-0.9	49.0	+10.1	42.1	+7.7	53.3	+9.1	41.0	?	48.2	+3.4
29	30.8	+3.1	47.1	+4.9	31.2	-1.7	49.0	+10.7	35.6	+1.7	55.7	+11.9	37.5	?	55.9	+11.7
30	29.3	+1.4	41.1	-1.5	28.2	-4.7	45.0	+7.2	28.6	-4.9	53.8	+10.3	32.0	?	53.9	+10.2
31	26.3	-2.3	42.1	-1.4	26.7	-6.5	44.0	+6.0	24.0	-9.7	43.6	+0.4	28.0	?	48.1	-0.3
Mean.	29.4	+0.2	42.7	-0.1	34.5	-1.0	31.3	-0.6	37.9	+1.5	46.1	+2.6	38.6	?	46.2	+2.0

Table II.—Continued.

Date.	Ranikhet.		Bareilly.		Darjeeling.		Dhubri.		Abn.		Deesa.		Pachmarhi.		Hoshangab.	
	Actual.	Variation.	Actual.	Variation.	Actual.	Variation.	Actual.	Variation.	Actual.	Variation.	Actual.	Variation.	Actual.	Variation.	Actual.	Variation.
1	46.0	+6.5	41.3	-2.7	38.8	-1.1	53.5	+0.1	51.0	-0.5	51.9	+1.0	39.3	-7.2	47.3	-4.4
2	50.0	+10.7	41.3	-2.9	35.2	+0.8	53.0	0	54.9	+0.7	51.9	+1.0	38.3	-8.1	42.8	-8.9
3	50.0	+10.5	39.8	-4.6	35.9	+1.3	53.9	+0.1	59.9	+9.0	50.9	-0.1	40.8	-5.3	44.8	-7.1
4	56.0	+16.6	46.8	+2.1	37.9	+3.3	52.5	-0.9	55.9	+4.8	51.4	+0.9	43.3	-2.6	48.3	-3.7
5	47.0	+7.1	46.8	+2.2	35.7	+1.1	54.9	+1.3	52.9	+1.5	52.4	+0.9	47.3	+0.9	48.8	-3.6
6	45.0	+4.6	47.3	+2.8	35.3	-0.1	54.9	+1.2	53.9	-2.4	50.4	-1.2	46.3	+0.3	50.3	-1.8
7	44.0	+3.1	45.3	+1.0	35.1	-0.5	53.9	+0.5	56.9	+5.4	55.4	+4.2	53.2	+6.6	57.8	+5.9
8	49.0	+8.0	40.3	-4.2	36.7	+0.5	53.5	+0.2	59.9	+8.7	60.3	+10.0	61.2	+14.3	53.3	+1.4
9	47.0	+5.8	40.8	-3.9	35.7	-0.7	53.5	+0.7	58.9	+8.0	58.9	+8.3	49.2	+1.5	54.8	+2.9
10	49.0	+8.0	45.8	+0.6	34.3	-2.3	53.5	+0.6	59.9	+9.4	59.9	+9.2	50.2	+2.0	56.3	+4.1
11	41.0	+0.5	50.3	+4.4	35.4	-1.0	54.4	+1.5	56.9	+6.8	56.9	+6.5	50.7	+2.0	54.3	+1.4
12	40.0	+0.3	48.3	+1.8	36.7	+0.7	53.0	-0.3	51.0	+1.1	57.4	+6.7	51.7	+3.1	57.3	+4.1
13	36.0	-3.6	52.3	+5.6	Not recorded		53.9	+0.6	51.0	+0.6	53.9	+2.3	55.2	+6.7	56.8	+2.6
14	34.0	-5.3	43.3	+1.5	37.3	+1.7	53.9	+5.4	49.5	-1.3	54.9	+2.8	49.7	+1.4	54.3	+0.9
15	40.0	+1.0	51.3	+4.5	35.1	-0.2	57.4	+4.2	48.0	-3.5	53.4	+0.9	49.2	+0.9	53.3	-0.1
16	40.0	+0.6	51.3	+4.5	35.2	-0.1	55.9	+2.5	50.5	-1.3	56.4	+3.3	52.2	+4.4	57.3	+4.2
17	38.0	-2.0	49.8	+3.2	Not recorded		54.9	+1.6	51.9	-0.4	53.4	+0.1	58.7	+10.6	61.3	+7.9
18	41.0	+1.0	50.3	+3.4	38.1	+3.3	54.9	+1.3	53.4	+1.2	56.9	+4.8	56.7	+8.3	57.8	+4.3
19	41.0	+1.2	50.3	+3.5	37.5	+3.0	55.4	+1.6	47.5	-0.5	50.9	-1.2	51.7	+3.8	56.3	+2.1
20	44.0	+4.4	41.3	-5.2	39.1	+4.8	56.9	+2.8	51.5	-0.5	55.9	+4.2	50.7	+3.2	60.3	+7.0
21	44.0	+4.9	44.8	-1.6	38.8	+4.7	53.9	-0.2	57.9	+5.9	53.9	+2.9	50.2	+2.4	65.8	+2.7
22	51.0	+12.2	42.8	-3.4	38.1	+4.9	54.9	+0.8	61.4	+9.4	56.4	+5.6	50.7	+3.5	55.3	+3.2
23	46.0	+6.9	53.8	+7.7	37.2	+3.9	53.0	-1.0	56.4	+4.1	61.8	+10.6	57.2	+10.3	56.8	+5.0
24	38.0	-6.3	53.3	+6.9	35.6	+2.4	56.9	+3.0	48.0	-4.1	58.4	+7.0	48.2	+0.4	55.3	+3.2
25	39.0	-0.1	42.3	-4.9	32.4	-1.2	54.9	+0.8	50.0	-1.1	49.5	+1.0	46.8	-1.0	56.8	+4.9
26	43.0	+4.2	49.3	+2.2	35.7	+2.3	53.0	-1.2	54.4	+4.3	53.9	+8.8	55.2	+8.2	57.8	+6.4
27	43.0	+4.8	47.3	+0.2	35.9	+2.0	53.9	-0.3	58.9	+9.6	59.9	+10.4	61.2	+14.3	59.3	+8.1
28	46.0	+8.3	36.1	-2.7	55.9	+1.9	58.4	+9.7	58.4	+9.9	63.3	+14.1	53.2	+6.7	58.8	+7.7
29	40.0	+2.4	56.8	+10.4	38.2	+4.7	55.4	+1.7	53.4	+4.9	60.4	+11.1	60.7	+15.0	60.8	+10.1
30	37.0	-0.9	58.8	+12.8	39.2	+6.3	60.4	+7.2	46.0	-2.8	57.9	+8.1	62.2	+16.8	62.3	+11.7
31	32.0	-6.2	50.3	+4.6	33.7	+1.4	55.4	+2.5	44.1	-5.6	57.9	+7.5	54.2	+8.6	59.3	+8.1
Mean.	49.0	+3.5	47.7	+1.8	36.2	+1.8	54.8	+1.3	53.7	+3.3	55.7	+4.6	51.4	+4.2	56.2	+2.7

consisting of a hill station and adjacent plain station) named in the headings.

1889.	Quetta & Jacobabad.	Murree & Rawalpindi.	Simla & Juddhiana.	Mussoorie & Borekee.	Ranikhet & Bareilly.	Darjeeling & Dhumbri.	Mt. Abu & Deesa.	Paoh-marhi & Hoshan-gabad.	General character of weather.
Jan. 1	28.8	10.9	18.7	14.8	11.6	29.7	18.1	9.8	Barometer rising, clear.
2	12.9	13.0	18.0	16.8	11.0	30.3	15.6	9.3	Do. light cloud, Punjab.
3	13.9	11.4	18.5	10.8	6.1	27.7	16.1	7.9	Do. falling, cloud plains and hills.
4	20.3	10.0	16.8	8.8	6.1	24.3	16.6	8.3	Do. clouds, Punjab and Hills.
5	26.3	19.9	15.9	11.8	9.1	28.3	19.6	8.3	Do. rising, sky cloudy.
6	21.3	16.4	23.1	18.8	12.5	27.2	19.1	10.3	Do. Sky clear.
7	18.8	13.4	21.6	23.8	18.4	31.7	19.1	8.3	Do. do.
8	21.3	11.9	13.0	17.3	13.0	30.2	17.7	8.8	Do. falling, no clouds.
9	18.4	13.4	14.0	11.8	10.5	27.7	21.2	9.8	Do. do.
10	18.8	9.4	15.5	12.8	13.0	30.7	20.2	10.3	Do. light cloud.
11	26.3	27.8	20.7	18.3	17.0	26.3	20.1	10.9	Do. Moderate cloud.
12	30.9	20.4	21.4	24.8	19.5	29.7	19.6	9.8	Do. Skies clouded, especially hills.
13	28.4	19.4	16.0	13.8	20.9	P	18.6	9.8	Do. Skies clouded, especially hills.
14	29.9	17.4	27.2	18.8	20.9	26.8	20.0	8.8	Do. Snow on hills
15	30.9	21.9	28.9	24.3	20.9	26.8	19.5	7.4	Do. Clear over plains, overcast hills.
16	25.9	18.4	26.9	15.8	21.9	29.3	18.0	7.8	Do. "
17	36.5	23.1	26.9	21.8	18.7	P	15.5	8.9	Do. Snow on hills.
18	39.5	18.4	23.1	26.3	19.4	31.3	16.5	9.9	Do. Generally clear.
19	36.5	18.5	21.1	24.3	24.9	27.3	14.0	11.8	Do. falling.
20	16.3	16.4	16.7	23.3	19.9	23.8	13.0	10.8	Do. rising, clear.
21	16.3	5.0	14.7	22.8	10.1	23.8	16.1	6.3	Do. "
22	20.8	10.4	11.4	14.8	7.1	31.2	18.7	9.9	Do. Snow storm Murree & Quetta.
23	28.9	28.5	16.9	23.8	13.1	31.7	17.6	11.4	Do. Snow storm hill stations.
24	30.9	24.9	18.5	18.8	8.8	30.3	20.0	9.9	Do. rising rapidly, snow on hills, rain on plains.
25	21.8	19.9	23.1	22.8	13.3	30.3	19.0	8.8	Do. "
26	23.3	15.4	20.7	21.8	16.9	27.3	19.1	8.8	Do. Moderate cloud, Upper India.
27	33.4	16.4	21.9	16.3	18.9	28.8	19.1	12.8	Do. falling, Moderate cloud.
28	26.9	13.4	17.0	22.3	15.5	34.7	17.1	8.4	Do. rapidly, rain N. Punjab.
29	27.9	15.6	11.6	12.8	17.0	32.2	17.2	7.9	Do. very rapidly, overcast N. India.
30	25.9	16.1	20.1	19.3	11.0	28.8	21.6	8.9	Do. Snow on hills, rain in plains.
31	35.0	21.6	21.7	24.3	12.9	23.6	21.0	10.3	Do. rising very rapidly, snow on hills.
Mean ...	25.3	16.5	18.6	16.6	14.6	28.7	18.2	9.3	
Nor. mean	21.7	15.5	11.4	17.3	16.1	28.1	15.1	9.5	
Diff. from Normal ...	+3.6	+1.0	+7.2	+1.3	-1.5	-0.4	+3.1	-0.2	

The following table (Table IV) gives the differences day by day of the night or minimum temperature at the pairs of stations named in the headings, a negative sign indicating that the night temperature was higher at the hill than at the corresponding plain station.

Table IV.

1889.	Quetta & Jacobabad.	Murree & Rawal Pindi.	Simla & Ludhiana.	Mussoorie & Roorkee.	Ranikhet & Bareilly.	Darjeeling & Dhubri.	Mt. Abu & Deesa.	Pachmarhi & Hoshangabad.
Jan. 1	11·8	-6·8	0·7	-3·1	-4·7	19·7	0·9	8·0
2	8·8	-8·4	-4·1	-2·6	-8·7	17·8	-3·0	4·5
3	8·3	-12·4	-2·8	-5·7	-10·2	17·1	-9·0	4·0
4	4·8	-5·4	-4·6	-3·4	-9·2	14·6	-4·5	5·0
5	17·8	3·7	8·5	3·7	-0·2	19·2	-0·5	1·5
6	13·3	-2·8	5·3	4·1	2·3	19·6	-3·5	4·0
7	4·3	-4·8	0·3	-0·5	1·3	18·8	-1·5	4·6
8	14·3	-10·3	2·0	-7·0	-8·7	16·8	0·9	-7·9
9	2·3	-8·8	-1·9	-7·1	-6·2	17·8	0	5·6
10	9·3	4·8	7·5	4·7	-3·2	19·2	0	6·1
11	13·3	0·7	6·8	17·9	9·3	19·0	0	3·6
12	16·7	10·8	11·0	10·7	8·3	16·3	6·4	5·6
13	11·3	5·7	19·4	23·9	16·3	?	2·9	0·6
14	13·8	4·2	15·5	15·7	14·3	21·6	5·4	4·6
15	16·8	1·9	9·3	9·6	11·3	22·3	5·4	4·1
16	12·8	9·2	19·4	13·2	11·3	20·7	5·9	5·1
17	20·8	6·7	12·5	10·7	11·8	?	1·5	2·6
18	25·3	1·2	8·2	12·6	9·3	16·8	3·5	1·1
19	15·7	0·7	9·1	7·6	9·3	17·9	3·4	3·6
20	21·3	-4·8	2·9	-1·1	-2·7	17·8	4·4	9·6
21	-1·2	-9·4	-7·1	3·1	0·8	15·1	-4·0	5·6
22	14·2	15·3	-2·4	-5·5	-8·2	16·8	-5·0	4·6
23	14·3	11·3	16·3	23·3	7·8	15·8	5·4	-0·4
24	14·3	6·2	14·5	18·2	20·3	21·3	10·4	7·1
25	6·8	5·2	11·5	14·7	3·3	22·5	-0·5	10·0
26	21·2	5·3	11·3	12·3	6·3	17·3	-0·5	2·6
27	20·6	7·8	8·9	7·1	4·3	18·0	1·0	-1·9
28	15·2	16·8	11·2	7·2	4·3	19·8	4·9	5·6
29	16·3	17·8	20·1	18·4	16·8	17·2	7·0	0·1
30	11·8	16·8	25·2	21·9	21·8	21·2	11·9	0·1
31	15·8	17·3	19·6	15·1	18·3	21·7	13·8	5·1
Mean ...	13·3	3·1	8·2	7·7	4·7	18·6	2·0	3·7
Normal mean	13·6	2·4	7·1	8·5	6·4	18·9	0·2	5·3
Diff. from normal	-0·3	+0·7	+1·1	-0·8	-1·7	-0·3	+1·8	-1·6

An examination of the preceding data shews that there were three periods in January 1889 during which the minimum temperature of the hill stations was in excess of that at the neighbouring plain stations. These were—

- 1st. From the 1st to the 4th.
- 2nd. From the 8th to the 11th.
- 3rd. From the 20th to the 22nd.

The abnormal temperature relations were most marked during the

first period, and we shall therefore use chiefly the data of that period in the discussion.

During the first period extending from the 1st to the 4th the minimum temperature was on every night several degrees higher at the hill stations than at the adjacent plain stations. The minimum temperature on the night of the 3rd for example was 12½° higher at Murree than at Rawalpindi, 3° higher at Simla than at Ludhiana, 5° higher at Mussooree than at Boorkee, and 10° higher at Ranikhet than at Bareilly.

The following method of stating the facts will shew that the inversion of the temperature relations was not confined to the neighbourhood of the hills only. On the night of the 3rd (or early morning of the 4th) the minimum temperature at Murree, Simla, Ranikhet, and Mussooree was higher than at all the plain stations in the Punjab, North-Western Provinces (except Jhansi), Rajputana, Sind, Central India, and the greater part of Behar and Bengal and the Central Provinces.

The following statement gives exact data for representative stations in each province.

Hill stations.	Minimum temperature 3rd January.	Province.	Plain stations.	Minimum temperature 3rd January.	Difference between minim. temp. of Murree and plain stations.	Difference between minim. temp. of Simla and plain stations.	Difference between minim temp. of Ranikhet and plain stations.
Murree ...	49·3	Punjab	Rawalpindi	36·9	-12·4	-11·5	-13·1
Simla ...			Lahore	37·2	-12·1	-11·2	-12·8
	48·4	Sind	Sirsa	39·1	-10·2	-9·3	-10·9
			Jacobabad	38·6	-10·7	-9·8	-11·4
		Rajutana	Jeypore	42·2	-7·1	-6·2	-7·8
			Indore	44·8	-4·5	-3·6	-5·2
		Central Provinces	Nagpur	50·2	+0·9	+1·8	+0·2
			Khandwa	44·0	-5·3	-4·4	-6·0
		Berar	Jubbulpore	38·9	-10·4	-9·5	-11·1
			Akola	43·2	-6·1	-5·2	-6·8
		Bombay	Malegaon	44·5	-4·8	-3·9	-5·5
			Poona	49·0	-0·3	+0·6	-1·0
Chakrata	53·6	N. W. Provinces	Agra	43·6	-5·7	-4·8	-6·4
Ranikhet			Luoknow	41·0	-8·3	-7·4	-9·0
	50·0	Behar	Allahabad	42·7	-6·6	-5·7	-7·3
			Patna	46·9	-2·4	-1·5	-3·1
		Bengal	Durbhunga	50·4	+1·1	+2·0	+0·4
			Hazaribagh	49·3	0	+0·9	-0·7
		Bengal	Calcutta	48·8	-0·5	+0·4	-1·2
			Burdwan	48·3	-1·0	-0·1	-1·7
		Bengal	Jessore	46·9	-2·4	-1·5	-3·1
			Burrisal	49·1	-0·2	+0·7	-0·9
		Assam	Dacca	54·2	+4·9	+5·8	+4·2
			Saugor Island	51·2	+1·9	+2·8	+1·2
			Dhubri	53·2	+3·9	+4·8	+3·2

The minus sign in the preceding table indicates that the plain station to which it refers had a lower minimum temperature than the hill station with which it is compared and the plus sign that it had a higher temperature.

The preceding table shews over what an extensive area in Northern and Central India it is possible for the minimum temperature to be considerably (from 1° to 12°) below that of the hill stations in Upper India.

Table I. shews that the inversion of temperature obtained on at least eleven nights during the month. The following examples from previous years, which examination shews to be fairly average cases, will indicate to what extent the temperature variations of January 1889 were abnormal. In January 1888 the night temperature of Mussooree ranged from 5.6° above that of Roorkee to 21.8° below it (giving a total range of 27.4°). The average difference of temperature was 8.1° for the month, which is almost identical with the normal average (8.5°). The minimum temperature at Mussooree was in excess of that of Roorkee on only three nights of the month. In January 1886 the night or minimum temperature at Simla ranged from 2.8° above that at Ludhiana to 23.5° below (giving a total range of 26.3°) and was above that at Ludhiana on three nights only during the month. The difference between the minimum temperatures at these two stations averaged 10° . It is not necessary to multiply cases, as all that have been examined give similar evidence. Hence it appears that in ordinary seasons the minimum temperature may be on two or three nights in January in slight excess at the hill stations of Upper India as compared with the adjacent plain stations of the Punjab and North-Western Provinces. These figures hence establish that, although inversion of the normal vertical temperature relations is not infrequent in the month of January in Upper India, it was of abnormal frequency in January 1889. It was undoubtedly related to or connected with the holding off of the winter rains in that month. Anticyclonic conditions prevailed in Upper India with unusual persistency, and it was not until the end of the month that general rain accompanying a depression and cold weather storm occurred in the plains and heavy general snow in the hills. Hence the high temperature was undoubtedly associated with anticyclonic conditions of pressure, as has been found to be the case in Europe and the United States during similar vertical temperature relations, and also with the protracted delay in the depression of the snow line in the hills during winter produced by general snowfall.

The preceding paragraphs have stated fully one important feature of the anomalous temperature conditions of the month of January 1889. Before proceeding to discuss the causes of these features, it is desirable to trace the varying temperature relations between the plains and the hills in Upper India more exactly. There are three prominent types of

weather conditions and relations in the hills and plains of Upper India during the cold weather. These are as follows :—

1st.—The prevalence of fine clear weather with light winds or calms in the hills and plains. These conditions accompany prolonged anticyclonic pressure conditions of moderate intensity in Upper India, and may be described as “ordinary anticyclonic conditions.” They obtain frequently during the cold weather.

2nd.—The prevalence of disturbed or stormy weather in the hills and plain districts. This type of weather is due to the formation, passage, or existence of cold weather depressions. Skies are heavily clouded, rain falls more or less generally in the plains of Upper India, and heavy general snow is received in the higher mountain regions down to a level determined chiefly by the intensity of the storm. Winds are weak in the plains, but their directions usually indicate feebly marked cyclonic circulation about an ill-defined centre. The winds are on the other hand often strong or violent and the weather very stormy in the hill districts for periods varying in length from a few hours to several days. These periods may be described as those of “cold weather cyclonic storms.”

3rd.—The prevalence of unusually bright clear cool weather such as always obtains over the whole of Northern India, after the breaking up of a large and well marked cold weather storm. In this case, a strong and steady cool westerly current flows from Upper India and the adjacent hills over the whole of Northern India as far east as the Bengal coast. The air is remarkably dry and bracing. The change of conditions is most marked in Bengal, where the weather during the previous unsettled period is usually damp, cloudy, and warm, with light southerly winds.

These are the three chief types of weather in Northern India during the cold weather period extending from November to February or March. They merge into each other, more especially (3) and (1). Again it frequently happens that small depressions pass over Upper India which give a brief period of cloudy weather without rain in the plains, and light local rain or snow showers in the hills. The precipitation in this case is almost entirely confined to the higher elevations. This type of weather gives rise to somewhat different temperature relations than (2). They will, however, be included in (2) as it is hardly possible to differentiate between all the numerous varieties of cold weather storms.

The temperature conditions and relations in ordinary anticyclonic weather in Upper India will be sufficiently shewn by the following data given in three small tables for the two pairs of stations, Murree and

Rawalpindi and Simla and Ludhiana. The first table gives the daily range of temperature at three pairs of stations on six days of January 1889, when anticyclonic conditions accompanying inversion of vertical temperature relations obtained in Upper India.

Day of month.	Murree.	Rawalpindi.	Simla.	Ludhiana.	Ranikhet.	Bareilly.
3rd	9·8°	33·6°	13·3°	29·6°	16·1°	31·4°
4th	13·8°	29·2°	20·8°	36·2°	15·1°	30·4°
8th	13·5°	35·7°	17·6°	28·6°	14·2°	34·9°
9th	14·9°	37·1°	16·9°	32·8°	15·2°	31·9°
21st	18·8°	33·2°	13·0°	34·8°	20·1°	29·4°
22nd	?	?	15·8°	29·6°	15·1°	30·4°
Mean daily range of selected periods ...	14·2°	33·8°	16·1°	31·9°	16·0°	31·4°
Normal daily range of selected periods ...	13·1°	27·0°	15·3°	25·0°	14·9°	24·9°
Difference ...	+1·1°	+6·8°	+0·8°	+6·9°	+1·1°	+6·5°

This table shews a considerable amount of irregularity at the hill stations in the daily range of temperature during these periods of inversion of night temperature. On the other hand the daily range of temperature at the level of the plains is always excessive and approximately uniform as shewn by the Rawalpindi and Ludhiana data.

The following table gives the variations of the maximum and minimum temperature on the same days at the hill stations from their normal values at the same stations, a plus sign indicating that temperature was in excess and a minus sign that it was below the normal.

Day of month.	Murree.		Simla.		Ranikhet.	
	Maximum.	Minimum.	Maximum.	Minimum.	Maximum.	Minimum.
3rd	+ 9·7°	+ 12·6°	+ 9·5°	+ 11·6°	+ 10·7°	+ 10·5°
4th	+ 9·6°	+ 8·4°	+ 14·4°	+ 9·0°	+ 15·7°	+ 16·6°
8th	+ 3·8°	+ 3·5°	+ 5·2°	+ 2·8°	+ 7·2°	+ 8·0°
9th	+ 7·8°	+ 5·3°	+ 4·5°	+ 2·5°	+ 6·1°	+ 5·8°
21st	+ 16·8°	+ 10·1°	+ 8·5°	+ 10·9°	+ 11·2°	+ 4·9°
22nd	?	?	+ 11·6°	+ 10·8°	+ 13·7°	+ 12·2°
Mean variation from normal during periods ...	+ 9·5°	+ 8·1°	+ 9·0°	+ 7·9°	+ 10·8°	+ 9·7°

This table shews conclusively that during these periods of inverted temperature relations temperature was excessive at the hill stations and the excess was nearly as marked in the night as in the day temperature.

The following gives similar data for the neighbouring plain stations:—

Day of month.	Rawalpindi.		Ludhiana.		Bareilly.	
	Maximum.	Minimum.	Maximum.	Minimum.	Maximum.	Minimum.
3rd	+6·4°	+0·8°	+7·0°	+3·6°	+0·7°	-4·6°
4th	+4·3°	+3·1°	+9·6°	-0·6°	+1·7°	+2·1°
8th	+2·3°	-5·9°	+5·6°	+2·4°	+5·2°	-4·2°
9th	+7·8°	-2·0°	+5·2°	-2·8°	+2·7°	-3·9°
31st	+5·9°	-3·3°	+6·4°	-4·9°	+4·7°	-1·6°
22nd	+5·6°	-0·3°	+3·6°	-3·4°
Average ...	+5·3°	-1·5°	+6·6°	-0·4°	+3·1°	-2·6°
Range of variation ...	6·8°		7·0°		5·7°	

These figures are very consistent and establish that in these periods under discussion the day temperature was considerably above the average at the plain stations and the night temperature was generally below it but by smaller amounts. They also shew that what may be termed the range of variation from the normal diminished from west to east in the plain of Northern India.

Hence it may be inferred that the temperature conditions of periods of ordinary anticyclonic weather in Upper India are:—

(a.)—Increased day and night temperatures at the hill stations, the excess being nearly as great in the night as it is in the day temperatures, so that practically the daily range is unaltered.

(b.)—Increased day and decreased night temperature and hence a much greater daily range of temperature at the plain stations.

(c.)—When these conditions are most pronounced, in consequence of the opposite variations of the night temperatures at the hill and plain stations, the minimum temperature is occasionally during such periods several degrees higher at the hill stations than in the adjacent plains. The data for January 1889 also shew that the low temperature in the plains, more especially when compared with the hill stations, is not a phenomenon of valleys or of the low lying districts in the immediate neighbourhood of the hills, but may extend over the whole of Northern and Central India, and therefore to a distance of some hundreds of miles from the mountains of Northern India.

The same tables (I to IV) also give three examples of very low temperature of the hill stations during stormy weather. These are:—

1st, the night of the 13th.

2nd, the night of the 23rd.

3rd, the nights of the 30th and 31st.

The last is the most striking example and is therefore best adapted to illustrate the temperature relations between the hills and plains during cold weather storms.

The following gives a brief description of the character of these disturbances taken from the India monthly weather report for January 1889.

“The barometer began to fall briskly on the afternoon of the 8th in Upper Sind and Beluchistan, and a very shallow depression was formed on the 9th, which followed the same course as the previous disturbance and gave moderately heavy snow to the Punjab Himalayas on the 10th, and brought the snow line down to below 9,000 feet. The weather continued somewhat disturbed in Northern India for three days longer, and light showers fell at the hill stations on the 12th, and in Behar, Chutia Nagpore, and Central Bengal on the 13th. Pressure increased steadily until the 17th, when very strongly marked anti-cyclonic conditions, with fine, clear, cool weather and strong westerly or north-westerly winds, prevailed over the whole of Northern India. The highest pressures of the month were recorded on the morning of the 17th, the absolute maximum being 30·38” at Peshawar. No change of importance occurred until the 22nd, when the barometer fell briskly in North-Western India. The disturbance then initiated differed considerably in character from the previous. There were two separate areas of disturbance in which the barometer fell rapidly, and more or less general rain was received. The first included the Punjab Himalayas and adjacent plains from Sealkot to Roorkee, and the second comprised the greater part of Rajputana and Indore. The disturbance in the Punjab passed away after giving moderate snow in the hills on the afternoon of the 23rd and light showers in the adjacent plains. That which originated in Rajputana drifted during the next two days eastward into East Bengal and Burma, and gave moderate general rain to the North-Western Provinces, Central India, and light local showers in Behar, Bengal, and Assam. A short interval of fine weather followed until the afternoon of the 27th, when the first large and important cold weather storm of the year was initiated. It was, like the previous, a double disturbance. It consisted in part of a shallow depression which passed into Sind from Beluchistan on the 28th and advanced during the next three days in an east-south-east direction across the head of the Peninsula into Upper Burma, to which it gave cloudy weather on the 1st February. It apparently filled up very slowly in that area and gave low pressure in Burma until the 5th. The appearance of this depression in Sind on the

28th was followed on that day by a very rapid fall of the barometer in the North Punjab and the formation of an independent deep depression, the centre of which was to the north of Rawalpindi and Peshawar on the morning of the 29th. It intensified considerably during the day and marched slowly to the south-east along the hills, to which it gave very stormy weather and heavy snowfall during the next forty-eight hours. A very rapid rise of the barometer set in on the 31st, and the depression filled up very rapidly. This deep depression very largely modified the distribution of pressure over the whole of North-Western and Central India, and obscured the shallow depression in Central India on the 29th and 30th; but with the disappearance of the former on the 31st, the latter again became clearly marked and formed the chief feature of the weather during the next two days. The double disturbance gave a large general and much needed supply of rain to the greater part of Northern India, including the Punjab, Rajputana, Central India, the North-Western Provinces and Behar, and showers in Bengal."

The following gives the precipitation at the hill stations during the storm:—

	January 1889.					February 1889.		Total fall during period.
	27	28	29	30	31	1	2	
Murree ...	—	0·71	2·49	2·45	0·75	1·05	—	6·75
Simla ...	0·07	—	0·78	1·98	1·65	0·30	—	4·73
Chakrata...	—	—	0·75	2·98	1·44	0·28	—	5·45
Ranikhet...	—	—	0·90	2·52	1·92	0·25	—	5·59

At the three first named stations rain and sleet fell during the earlier part of the disturbance, but it changed afterwards to snow, which fell steadily during the night of the 30th and the greater part of the 31st and 1st, when the weather cleared up rapidly. At Ranikhet little or no snow fell. The depth of snow at the end of the storm at Simla was quite three feet, at Chakrata about the same, and at Murree about five feet. The nights of the 30th and 31st were hence stormy with strong winds, thick cloud, and constant snowfall. The cloud canopy extended over the greater part of Northern India, or over the East Punjab, N.-W. Provinces, Behar, and East Rajputana.

The following gives the minimum temperature on these nights at Simla and at a large number of stations in the plains.

Date.	Hill station.	Minimum temperature. A.	Plain station.	Province.	Minimum temperature. B.	Difference between hills and plains. B-A			
Night of 30th Jan. 1889.	Simla	28°6'	Ludhiana	} Punjab	53°8'	25°2'			
			Lahore		49°0'	20°4'			
			Luoknow	} N.-W. P.	58°9'	30°3'			
			Allahabad		59°2'	30°6'			
			Patna	} Bengal	59°8'	31°2'			
			Calcutta		62°3'	33°7'			
			Jeypore		54°1'	25°5'			
			Do. of 31st Jan. 1889.	Simla	24°0'	Nagpur	Rajputana	62°3'	33°7'
						Deesa	Bombay	57°9'	29°3'
						Jacobabad	Sind	41°1'	12°5'
} Punjab	Lahore	42°1'				18°1'			
	Luoknow	56°9'				32°9'			
	Allahabad	} N.-W. P.				59°7'	35°7'		
Patna	} Bengal					59°8'	35°8'		
Calcutta		61°8'				37°8'			
Jeypore		41°2'				17°2'			
} Rajputana	Nagpur	59°3'				35°3'			
	} Central Provinces	Deesa	57°9'	33°9'					
		Jacobabad	Sind	42°1'	18°1'				

These figures indicate that over the whole of the plains of Northern India the minimum night temperature was from 20° to 30° higher than at the hill stations of Upper India. These very large differences (in the opposite directions to those discussed in the previous case) were mainly due to the abnormally low temperature in the hills, and in part to the increased night temperature in the plains due to the presence of clouds diminishing radiation. The characteristic features of these periods will be best shewn by examining the whole of the temperature data of the same stations as in the previous case.

The following gives the daily range of temperature on six days of the month during these stormy weather periods.

Date.	Murree.	Rawalpindi.	Simla.	Ludhiana.	Banikhet.	Bareilly.
11th	12°0'	28.5°	9.2°	23.1°	17.2°	24.9°
13th	14°0'	27.7°	21.9°	18.5°	19.3°	23.9°
23rd	3.3°	15.6°	14.3°	13.9°	18.1°	22.4°
24th	10.5°	29.2°	10.6°	14.6°	24.3°	7.8°
30th	8.4°	7.7°	14.5°	9.4°	21.2°	10.4°
31st	5.9°	10.2°	15.5°	17.6°	25.3°	19.9°
Average daily range during selected periods ...	9.0°	19.5°	14.3°	16.2°	20.9°	18.2°
Normal daily range of month...	12.3°	25.4°	14.8°	24.1°	14.5°	24.2°

The figures show that at such periods the daily range is slightly diminished at the hill stations, but is very greatly reduced at the plain stations.

The following table gives the variations from the normal of the maximum and minimum temperatures on the same dates at the hill stations, a plus sign indicating excess and a minus sign defect.

Date.	Simla.		Murree.		Chakrata.	
	Maximum.	Minimum.	Maximum.	Minimum.	Maximum.	Minimum.
11th	-3.3°	+1.6°	-6.2°	-5.9°	-2.8°	+0.8°
13th	-0.3°	-7.4°	-6.2°	-7.4°	+3.6°	+1.8°
23rd	-0.3°	-0.4°	-8.7°	-0.8°	+16.8°	+2.4°
24th	-8.4°	-4.8°	-3.5°	-3.2°	+4.2°	-0.9°
30th	-6.0°	-4.9°	-8.4°	-4.7°	+2.2°	-3.2°
31st	-9.8°	-9.7°	-13.1°	-6.5°	-10.7°	-5.0°
Mean.	-4.6°	-4.3°	-7.7°	-4.8°	+2.2°	-0.7°

This table shows that during these periods the night and day temperatures at the hill stations were considerably reduced below the normal and by nearly equal amounts.

The Chakrata observations at this period, it should be noted, were apparently vitiated by large occasional errors, but in examining their figures it should be taken into consideration that the only stormy weather which influenced Chakrata was that of the 30th and 31st.

The following table gives similar data for the adjacent plain stations.

Date.	Ludhiana.		Rawalpindi.		Roorkee.	
	Maximum.	Minimum.	Maximum.	Minimum.	Maximum.	Minimum.
11th	+2.1°	+2.6°	+6.6°	+6.0°	+0.7°	+11.4°
13th	-0.4°	+4.1°	-2.1°	-3.6°	+2.1°	+10.0°
23rd	-1.6°	+7.4°	-1.1°	+5.8°	+6.7°	+13.7°
24th	-7.0°	+0.8°	+5.2°	-2.4°	-4.4°	+5.0°
30th	-4.2°	+10.3°	-9.4°	+7.2°	-7.5°	+10.2°
31st	-6.3°	+0.4°	-8.2°	+6.0°	-11.1°	-0.3°
Mean.	-2.9°	+4.2°	-1.5°	+3.3°	-2.3°	+8.3°

These data shew that at the plain stations the range of temperature was diminished not only by decreased day temperature but also by increased night temperature to an equal or greater amount. Hence during these storms the temperature was reduced at the hill stations throughout, whereas at the plain stations it was raised at night by amounts nearly equal to the decrease in the daytime, and there was practically no alteration in the daily range at the hill stations, whereas it was largely reduced at the plain stations.

It hence follows that the temperature relations which obtain during stormy weather accompanied with snow in the hills and rain showers in the plains are:—

- 1st. Diminished temperature throughout the whole day at the hill stations and hence the maximum and minimum temperatures are reduced below the normal by nearly equal amounts and the daily range of temperature is only slightly affected.
 - 2nd. At the plain stations temperature is below the normal to a moderate extent in the day, and is considerably above it at night, and hence the daily range of temperature is very considerably reduced.
 - 3rd. In consequence of the decreased night temperature at the hill stations and increased night temperature at the plain stations, the differences of the minimum temperature at hill stations and adjacent plain stations are then exaggerated and are occasionally 10° to 15° greater than the average differences.
- The third type of temperature relations which obtain in the cold

weather in Northern India are those which hold during the fine clear weather and strongly marked anticyclonic conditions that follow a severe cold weather storm. There is no marked example in the temperature data of January 1889. The conditions are shown in the weather which followed the snow storms of the 30th, 31st January, and 1st February in the hills of Upper India.

The account of the storm has been given in a preceding paragraph. The snowfall which it gave was far heavier in the Punjab Himalayas than in the N.-W. Provinces and Nepal hills. At Simla an average depth of 3 feet lay on the ground at the end of the storm. The weather cleared up in the Punjab on the 1st, and fine clear weather prevailed for some days. The skies cleared in the N.-W. Provinces on the 2nd and 3rd, and in Bengal on the 4th and 5th.

The two following tables give the maximum temperatures and their variations from the normal at eight typical stations in Northern India during the period from the 30th January to 5th February.

Station.	Maximum temperature.						
	Jan. 30th.	Jan. 31st.	Feby. 1st.	Feby. 2nd.	Feby. 3rd.	Feby. 4th.	Feby. 5th.
Murree ...	32.6°	34.1°	40.7°	43.7°	47.7°	53.7°	45.7°
Simla ...	39.5°	28.8°	35.8°	36.5°	41.3°	51.2°	51.5°
Lahore ...	58.5°	60.5°	60.0°	58.0°	62.5°	65.5°	67.0°
Roorkee ...	58.3°	65.8°	62.3°	59.8°	62.3°	64.8°	68.3°
Lucknow ...	73.1°	70.1°	69.1°	67.1°	67.1°	68.6°	71.6°
Patna ...	65.2°	68.2°	67.7°	67.7°	70.2°	69.2°	68.2°
Burdwan ...	81.5°	84.0°	76.5°	76.0°	73.0°	74.5°	74.5°
Calcutta ...	82.5°	83.5°	76.0°	72.5°	75.5°	73.5°	74.5°

Station.	Variation from normal of maximum temperature of						
	Jan. 30th.	Jan. 31st.	Feby. 1st.	Feby. 2nd.	Feby. 3rd.	Feby. 4th.	Feby. 5th.
Murree ...	-13.1°	-11.4°	-4.7°	-1.2°	+3.1°	+8.7°	+0.1°
Simla ...	-9.3°	-20.8°	-13.1°	-12.4°	-3.2°	+0.7°	+0.1°
Lahore ...	-9.7°	-7.8°	-3.2°	-10.2°	-5.5°	-2.5°	-1.1°
Roorkee ...	-11.1°	-3.9°	-7.0°	-10.4°	-7.9°	-6.4°	-3.2°
Lucknow ...	-0.8°	-3.8°	-5.3°	-7.8°	-3.6°	-7.5°	-4.8°
Patna ...	-3.4°	-5.6°	-6.3°	-6.5°	-4.5°	-5.9°	-7.4°
Burdwan ...	+2.3°	+4.8°	-2.7°	-3.7°	-2.2°	-6.4°	-6.9°
Calcutta ...	+4.9°	+5.9°	-1.6°	-5.5°	-3.8°	-5.7°	-5.2°

These observations show that on the 30th and 31st, when stormy weather prevailed in Upper India, but had not extended to Behar and

Bengal, the maximum temperature was considerably below the normal in Upper India (the deficiency being most marked at the hill stations), and was much above the average in Bengal, Behar, and the greater part of the North-Western Provinces. In the hill districts the maximum temperature was lowest on the last day of the storm and rapidly increased during the next few days, so that at Simla on the 5th, when the snow was nearly all melted except in sheltered spots, the maximum was slightly above the average. The most important fact is that the lowest day temperatures in the plains were not recorded during the passage of the cloudy weather of the storm, but on the first two days of cloudless skies and fine dry weather which followed the storm. The greatest depression of day temperature occurred at Lahore and Roorkee on the 2nd, at Lucknow on the 3rd, at Burdwan and Calcutta on the 4th and 5th. This transmission of the cold wave corresponds to the rate of transmission of the storm itself, which roughly averaged from 250 to 300 miles per diem, or 10 to 12 miles an hour.

The two following tables give similar data for minimum temperature. (The data are of the night preceding 8 A. M. of the day named.)

Station.	Minimum temperature of night preceding 8 A. M. of						
	Jan. 30th.	Jan. 31st.	Feby. 1st.	Feby. 2nd.	Feby. 3rd.	Feby. 4th.	Feby. 5th.
Murree ...	26·7°	23·7°	25·7°	25·7°	34·7°	36·7°	34·7°
Simla. ...	24·0°	21·0°	26·2°	26·0°	31·4°	38·5°	38·5°
Lahore ...	42·1°	39·6°	42·1°	37·2°	36·2°	38·7°	41·6°
Roorkee ...	43·1°	41·1°	44·1°	41·5°	42·0°	43·1°	50·3°
Lucknow ...	56·9°	48·0°	47·0°	50·5°	46·0°	42·0°	44·0°
Patna ...	59·8°	52·9°	47·9°	49·9°	48·9°	43·8°	48·9°
Burdwan ...	62·4°	61·4°	53·3°	51·3°	43·2°	43·2°	51·3°
Calcutta ...	61·8°	61·3°	52·3°	52·3°	58·8°	53·3°	49·8°

Station.	Variation of minimum temperature of date from the normal.						
	Jan. 30th.	Jan. 31st.	Feby. 1st.	Feby. 2nd.	Feby. 3rd.	Feby. 4th.	Feby. 5th.
Murree ...	-6·5°	-9·0°	-6·8°	-6·4°	+2·6°	+4·1°	+1·6°
Simla ...	-9·7	-13·1°	-8·2°	-8·8°	-3·8°	+2·9°	+3·1°
Lahore ...	-0·2	-3·2°	-1·0°	-5·5°	-6·4°	-4·0°	-0·8°
Roorkee ...	-0·3°	-2·9°	-0·7°	-3·7°	-3·6°	-2·6°	+4·7°
Lucknow ...	+10·8°	+1·8°	+0·4°	-3·5°	-1·2°	-5·4°	-3·6°
Patna ...	+10·3°	+3·9°	-1·1°	+0·5°	-0·8°	-5·9°	-1·0°
Burdwan ...	+7·7°	+6·8°	-1·1°	-3·4°	-11·7°	-12·0°	-4·1°
Calcutta ...	+6·2°	+5·8°	-3·2°	-3·6°	+2·3°	-3·7	-7·6°

These figures shew that the minimum temperature was greatly below the normal at the hill stations during the storm and largely above it in the plains on the 30th and in Bengal on the 30th and 31st, the excess being greatest in the North-Western Provinces. The night temperature slowly and steadily rose at the hill station from the 31st to the 5th, when it was above the normal. It was lowest in the Punjab on the 2nd and 3rd, in the N.-W. Provinces on the 3rd and 4th, and in Behar on the 4th and 5th, and in Bengal on the 5th. These facts are most easily summarized by the statement that a wave of cold was transmitted eastwards across Northern India at the rate of about 300 to 400 miles per diem.

The humidity data of the same stations for the same period are even more interesting and instructive. The first of the two following tables gives the humidity at 8 A. M. and the second the aqueous vapour pressure at the stations named. The third table gives the amount of cloud at the same hour and illustrates the rapid and complete clearing of the skies which follows the cold weather storms of Northern India.

Station.	Humidity at 8 A. M.						
	Jany. 30th.	Jany. 31st.	Feby. 1st.	Feby. 2nd.	Feby. 3rd.	Feby. 4th.	Feby. 5th.
Murree ...	98	100	99	83	84	26	35
Simla ...	28	81	13	47	42	58	27
Lahore ...	93	90	94	94	92	78	68
Roorkee ...	94	79	86	90	94	90	90
Lucknow ...	85	95	78	62	81	63	100
Patna ...	91	99	90	85	83	51	89
Burdwan ...	83	84	82	62	73	59	67
Calcutta ...	87	89	94	69	69	55	72

Station.	Vapour tension at 8 A. M.						
	Jany. 30th.	Jany. 31st.	Feby. 1st.	Feby. 2nd.	Feby. 3rd.	Feby. 4th.	Feby. 5th.
Murree ...	·162	·159	·146	·139	·149	·069	·099
Simla ...	·049	·043	·017	·087	·067	·148	·072
Lahore ...	·335	·281	·276	·276	·245	·197	·219
Roorkee ...	·391	·261	·242	·231	·265	·259	·270
Lucknow ...	·486	·488	·316	·257	·322	·228	·300
Patna ...	·275	·525	·463	·308	·354	·237	·378
Burdwan ...	·505	·524	·480	·289	·354	·302	·299
Calcutta ...	·552	·642	·549	·357	·342	·309	·343

Station.	Cloud proportion at 8 A. M.						
	Jany. 30th.	Jany. 31st.	Feby. 1st.	Feby. 2nd.	Feby. 3rd.	Feby. 4th.	Feby. 5th.
Murree ...	10	10	10	4	0	10	8
Simla ...	10	1	2	9	0	0	0
Lahore ...	10	0	0	10	0	0	0
Boorkee ...	10	0	3	2	0	0	0
Lucknow ...	7	8	0	0	3	0	0
Patna ...	10	10	0	0	9	0	0
Burdwan ...	5	8	0	0	0	0	0
Caloutta ...	0	0	0	0	0	7	0

The second table shews that the amount of aqueous vapour pressure in the air was greatest in the Punjab on the 30th and in the Gangetic plain on the 31st. A large decrease occurred on the 1st in the Punjab, on the 2nd in the Gangetic plain, and the decrease continued until the end of the period in Bengal. The lowest aqueous vapour pressure was registered in the North-Western Provinces on the 4th and in Bengal on the 5th, and the amount of vapour was only from one-half to one-third of that present in the air on the 31st. This very great change accompanied the extension of west and north-west winds across the Gangetic Valley into Bengal.

Two more remarkable illustrations might be given from the meteorology of recent years of the remarkable weather changes which occur in the rear of cold weather storms in Northern India and follow their disappearance (*viz.*, the periods February 1st to 6th, 1886 and February 5th to 12th, 1887). The last week of January or first week of February is, in at least two years out of three, one of stormy weather in the hill districts, and some of the most severe snow-storms of recent years have occurred during that fortnight. The second of these two periods, *viz.*, February 5th to 12th, 1887 is selected in further illustration of the peculiar features of the fine weather immediately succeeding severe stormy weather in Northern India and the Himalayan region.

The disturbance which gave this stormy weather first appeared as a depression in the South-west Punjab on the 27th of January. It intensified on the 28th and moved eastwards. It passed into the Himalayan region of the North-Western Provinces on the 29th and 30th. Heavy snow fell in the North-West Himalayas and Afghan highlands at this time, and extended eastwards to the Eastern or Assam Himalayas. Stormy and cloudy weather with much snow continued over the whole Upper Himalayan region until the 7th, when the weather suddenly cleared

up, and fine bright clear and cool weather prevailed for some days over the whole of Northern India.

The following tables give data of the temperature, humidity, and other meteorological conditions of the period.

Maximum temperature.

Station.	February 1887.						
	7th.	8th.	9th.	10th.	11th.	12th.	13th.
Murree ...	37·6°	43·3°	40·8°	44·9°	41·0°	42·7°	40·5°
Rawalpindi ...	60·1°	69·2°	61·3°	63·5°	60·1°	64·1°	64·1°
Lahore ...	66·5°	67·0°	66·5°	68·5°	69·5°	68·0°	71·1°
Agra ...	73·9°	71·1°	70·1°	70·1°	72·4°	77·2°	79·7°
Allahabad ...	79·8°	73·8°	70·8°	68·8°	70·9°	74·0°	78·7°
Patna ...	77·8°	75·8°	71·7°	69·2°	70·6°	72·3°	76·3°
Calcutta ...	82·1°	82·5°	78·0°	72·5°	72·5°	72·8°	76·5°
Dacca ...	82·1°	82·7°	81·1°	77·6°	77·0°	74·4°	75·9°

Minimum temperature.

Station.	February 1887.						
	7th.	8th.	9th.	10th.	11th.	12th.	13th.
Murree ...	25·5°	27·1°	23·6°	30·7°	29·3°	32·4°	29·7°
Rawalpindi ...	29·4°	32·9°	23·7°	33·4°	45·0°	42·0°	39·4°
Lahore ...	32·2°	31·7°	31·2°	34·2°	41·5°	46·0°	40·6°
Agra ...	46·6°	38·7°	36·7°	31·7°	41·6°	48·6°	49·2°
Allahabad ...	44·7°	41·6°	39·1°	39·6°	39·6°	41·7°	52·5°
Patna ...	50·9°	47·9°	44·7°	45·4°	43·8°	46·9°	53·4°
Calcutta ...	68·7°	59·3°	57·3°	52·8°	47·7°	47·7°	51·8°
Dacca ...	59·5°	55·2°	53·3°	49·1°	48·6°	45·5°	50·0°

Diurnal range of Temperature.

Station.	February 1887.						
	7th.	8th.	9th.	10th.	11th.	12th.	13th.
Murree ...	12·1°	15·2°	12·2°	14·2°	11·7°	10·3°	10·8°
Rawalpindi ...	30·7°	36·3°	32·6°	30·1°	12·1°	22·1°	24·7°
Lahore ...	34·3°	35·3°	35·3°	34·3°	28·0°	22·0°	30·5°
Agra ...	27·0°	32·4°	32·3°	29·8°	30·8°	28·6°	30·5°
Allahabad ...	33·1°	31·8°	31·2°	29·2°	31·3°	32·3°	26·2°
Patna ...	26·9°	27·9°	29·3°	23·8°	26·8°	25·4°	22·9°
Calcutta ...	13·4°	23·2°	20·7°	24·8°	24·8°	25·1°	24·7°
Dacca ...	22·6°	27·5°	29·3°	28·5°	30·4°	28·9°	25·9°

Humidity at 10 hours.

Station.	February 1887.						
	7th.	8th.	9th.	10th.	11th.	12th.	13th.
Murree ...	82	55	50	61	79	80	57
Rawalpindi ...	37	30	44	61	48	55	47
Lahore ...	33	33	24	28	28	41	34
Agra ...	33	32	28	29	25	36	39
Allahabad ...	44	38	27	31	32	24	35
Patna ...	45	54	41	38	42	43	47
Calcutta ...	85	33	32	26	34	36	53
Dacca ...	90	33	28	22	46	42	53

Aqueous vapour pressure at 10 hours.

Station.	February 1887.						
	7th.	8th.	9th.	10th.	11th.	12th.	13th.
Murree ...	·168	·109	·126	·154	·169	·196	·148
Rawalpindi ...	·146	·116	·163	·173	·226	·211	·230
Lahore ...	·140	·135	·105	·146	·169	·235	·209
Agra ...	·183	·155	·142	·150	·145	·237	·259
Allahabad ...	·238	·158	·136	·174	·189	·174	·252
Patna ...	·308	·296	·225	·214	·238	·277	·332
Calcutta ...	·680	·261	·203	·168	·208	·237	·377
Dacca ...	·648	·289	·217	·134	·292	·296	·396

Station.	Amount of wind during 24 hours ending 4 P. M. February, 1887.						
	7th.	8th.	9th.	10th.	11th.	12th.	13th.
Murree ...	167	117	170	117	267	206	200
Rawalpindi ...	115	155	79	56	68	53	117
Lahore ...	50	66	75	56	42	35	95
Agra ...	92	36	85	121	59	65	77
Allahabad ...	85	43	114	108	47	97	144
Patna ...	43	62	88	98	50	66	76
Calcutta ...	94	85	126	125	80	125	77
Dacca ...	34	63	99	126	62	67	40

The following gives a brief summary of the chief conclusions from the data of this period:—

1st.—The lowest day temperatures were recorded at Murree and the hill stations just before the storm disappeared and at the

plain stations during the fine clear weather which followed the storm. The lowest maximum temperatures were observed in the Punjab on the 9th and in East Bengal on the 12th. This may be summed up by assuming the eastward passage of a cold wave along the plains of Northern India.

2nd.—The lowest night temperatures of the period were registered in the hills on the 6th and 7th during the storm, and in the plains during the fine clear weather which followed in the rear of the storm. Thus the lowest minimum temperatures occurred in the Punjab on the 9th, in the North-Western Provinces on the 9th and 10th, in Behar on the 10th and 11th and in Bengal on the 11th and 12th. This further proves the passage of a wave of cold eastwards along the length of the plains of Northern India, at a rate of about 300 miles per diem.

3rd.—The period immediately following the breaking up of the storm was one of large diurnal range of temperature. The effect of the dry weather which followed in increasing the daily range was shewn most strikingly in Bengal. The daily range at Calcutta increased from $13\cdot4^{\circ}$ on the 7th to $25\cdot1^{\circ}$ on the 12th and at Dacca from $22\cdot6^{\circ}$ on the 7th to $30\cdot4^{\circ}$ on the 11th.

4th.—There was a large temporary increase in the air motion, which was first shewn at the western stations and extended eastwards. It occurred at the Bengal stations two or three days later than in the Punjab and Western districts of the North-Western Provinces. These winds were the cool westerly winds which followed in the rear of the storm and accompanied the setting in of fine clear dry weather.

5th.—The most important change was in the amount of vapour and the humidity of the atmosphere. This was far more marked in Bengal than in the Gangetic area. In Bengal local damp sea winds prevailed during the existence of the cold weather storm, and after it disappeared they were replaced by dry land westerly winds. The humidity at Calcutta decreased from 85 to 33 and at Dacca from 90 to 33 in 24 hours. The aqueous vapour pressure data shew that this was due to a large reduction in the amount of vapour pressure and hence to the displacement of the previous winds by an air current of opposite characteristics. The amount of vapour in the air at Calcutta on the 10th was less than a fourth of that present in it on the 7th.

The following hence gives the chief features of the anti-cyclonic weather immediately following a cold weather storm during which heavy general snow has fallen in the Afghan highlands and the Himalayas:—

- (a.)—Pressure is excessive in Upper India and unusually clear bright fine weather prevails. Strong westerly winds set in over Upper India and extend rapidly eastwards. In Bengal these winds displace the light southerly or easterly winds which prevailed during the previous disturbed weather.
- (b.)—During the stormy weather both day and night temperatures are very low at the hill stations, but, with the melting of the snow, temperature rapidly increases and the ordinary anti-cyclonic conditions of increased temperature are again exhibited at these stations. The important factor in determining this change of temperature conditions appears to be the melting of the snow from all the lower elevations.
- (c.)—During the disturbed weather the day temperature in Upper India is below the normal and the night temperature is above it. In Bengal and Behar, in consequence of the prevalence of light southerly and easterly winds, both day and night temperatures are considerably above the normal and the weather sultry and oppressive. The disappearance of the disturbance is usually followed by a rapid reduction of both the day and night temperatures. This accompanies a complete shift of wind from some southerly to some northerly direction and the prevalence of unusually clear bright skies in which the solar radiation is even greater than usual. This passage of a wave of cold is hence evidently due to the intrusion of a body of cold air advancing from Upper India or the Himalayan mountain region into the Gangetic plain and Bengal.
- (d.)—The setting in of these winds produces a very rapid reduction in the humidity of the air and the amount of vapour. The reduction is far greater in Bengal than in the interior, and is sometimes excessive.
- (e.)—In consequence of these large changes of humidity and temperature, the periods immediately following cold weather storms in Upper India are especially cool, pleasant, and bracing in Bengal and stand in marked contrast to the weather prevailing before and during the existence of the storms.

We proceed to give an explanation of these facts.

The chief feature of the cold weather in Upper India is great stillness of the air, the stillness being most marked at night.

The following table gives the amount of winds measured by the

self registering anemographs during the month of January 1889, and illustrates this feature of the air motion.

The following table gives the amount of wind during the day and night hours

Date.	Boorkee.		Lucknow.	
	Amount of wind in miles.		Amount of wind in miles.	
	6 A.M.—6 P.M.	6 P.M.—6 A.M.	6 A.M.—6 P.M.	6 P.M.—6 A.M.
1st January 1889.	32	3	60	24
2nd	1	0	31	24
3rd	33	0	15	12
4th	20	0	13	11
5th	2	2	12	6
6th	12	2	43	39
7th	30	10	49	28
8th	14	6	53	24
9th	14	7	30	2
10th	55	13	4	2
11th	20	0	5	1
12th	1	17	17	16
13th	44	0	41	5
14th	2	0	3	6
15th	0	2	13	9
16th	2	2	45	17
17th	5	4	33	13
18th	4	10	41	42
19th	39	18	100	47
20th	29	3	103	48
21st	4	0	26	17
22nd	18	21	40	11
23rd	29	0	14	15
24th	13	4	6	2
25th	19	0	23	6
26th	6	2	4	0
27th	6	4	4	3
28th	1	34	10	8
29th	57	153	102	100
30th	63	25	155	25
31st	26	1	57	11

Average of period from 1st to 27th. 17 miles. 4.5 miles. 31 miles. 16 miles.

These figures shew very clearly the quiescent state of the atmosphere in Northern India during the cold weather and more especially at night. This is especially observable in the periods of ordinary anti-cyclonic conditions.

In fine clear weather the range of temperature is large. It averages 27° for the whole of the Punjab for the month, and in fine clear weather usually varies little from 36°F. or 20°C. The range at the hill stations is much less, averaging 15° and rarely exceeding 18°, even in

clear weather. It is not necessary to give data for these statements, as a reference to the Tables I to IV will confirm them. We shall therefore assume these two figures, *viz.*, 18° and 36° , as representing approximately the daily ranges of temperature of the air at the hill stations and adjacent plains in Upper India in ordinary fine clear anti-cyclonic weather in January. If there were absolutely no motion of the air, vertical or horizontal, an increase of temperature of 36° of the lowest strata of air over the plains would cause pressure, as measured by the barometer, to increase about two inches. No such increase actually occurs. The only large barometric movement in such weather is the diurnal oscillation (slightly exceeding in amount a tenth of an inch), which goes on with great regularity. Again, as no such large increase of pressure occurs, it is evident that it is counterbalanced by the subsequent changes of pressure due to air motion of expansion, convection currents and horizontal movement. The cooling of the air takes place most rapidly for some hours after sunset when the air movement is apparently least. The adjustment of pressure to the changing temperature conditions during night is frequently not accompanied by any perceptible or measurable air movement (*vide* data of Table, p. 41). The slightest observation of the way in which the smoke of the evening fires in an Indian town in Upper India lies over it motionless indicates clearly that the only important air movement which occurs in the evening during the rapid cooling of the air, can only be one of compression due to descent of the air above the lowest stratum, and that this is so extremely slow a process as to be imperceptible even by its action on mist and smoke. Considering the first 1000 feet thickness of the atmosphere to be homogeneous, the upper surface would have to descend about 60 feet in order to produce the compression required to maintain pressure at the same amount. This motion may appear to be considerable, but if it occurs as an accompaniment to the cooling it will take several hours to be completed. A total downward movement of the air at a height of 1000 feet through sixty or seventy feet spread over several hours is exceedingly small and cannot be detected by any of the ordinary methods of measuring air motion. The assumption of this slow motion of compression is hence in accordance with facts and competent to explain them. The cooling by night hence takes place in a nearly quiescent atmosphere, and if there be any convection currents, they are so feeble, more especially when compared with those which accompany heating during the day, as to be of no importance and negligible. Hence the motion of the air at night in Upper India during fine clear weather in January may be assumed to be a very small general downward movement producing the

amount of compression necessary to counterbalance almost exactly the effect of diminishing temperature on the pressure. In the open Gange-tic plain, more especially near the hills, it may be accompanied by slight horizontal movements, but they are generally too small to be measured by an anemometer. Hence the adjustment of pressure takes place in the cold weather during the day time chiefly by convection currents and partly by expansional movement of the lower strata and partly by horizontal motion from west to east or from the area of later to earlier solar action during the day; and during the night, almost solely by vertical movement accompanying or producing compression.

Through such a nearly motionless atmosphere the heat radiated from the earth's surface will pass readily. The chief proportion of the small absorption which occurs will be in the lowest strata. Hence the upper strata which receive little heat and give out little by radiation will have their temperature very slightly affected by this cause. Also if the compression of the lower strata be effected by the expansion of the upper strata, these strata will be slightly cooled, whilst the compression of the lower strata will cause a slight increase of temperature, but these changes can be shown to be so small as not to affect the temperature at the utmost more than 1° or 2° . The most important action, however, occurs in the lowest strata. The earth is cooled rapidly by radiation from its surface into space, and in the vast level plains of Northern India, the air remains quiescent or stagnant over it and hence cools down rapidly. (The cooling of the lowest strata probably takes place chiefly by conduction and to some extent by convection currents extending to a comparatively small height, determined partly by height of vegetation, trees, houses, &c.) The chief fact, however, remains that the cooling occurs in a stagnant or quiescent stratum near the earth's surface, and hence goes on continuously during the night, and produces a very large accumulated decrease of temperature.

This action is, however, chiefly confined to the lowest strata and above these the fall of temperature will be almost solely due to conduction (a slow process in air) and hence be small in amount. Also, as the lower strata are compressed and the upper strata expand, there will be some level at which at each instant there is neither compression nor expansion. Whether this will alter much in position during the night can only be conjectured, but it appears on the whole most probable that it will not. The total fall of temperature during the night will hence decrease rapidly in amount with elevation and at some elevation become practically constant where it will be due almost entirely to slight cooling by radiation and by expansion and to a very slight extent by conduction and probably not exceed 2° or 3° in amount.

In the preceding discussion it has been shewn that the temperature conditions and changes at the hill stations are usually different from those of the plain stations. For example, ordinary anti-cyclonic weather gives increased day and night temperature at the hill stations, and hence increases the mean temperature and only affects the diurnal range very slightly, whilst in the plains it gives increased day and decreased night temperature, and hence increases very largely the diurnal range of temperature, whilst it only slightly affects the mean daily temperature. Again stormy weather in the mountain districts of Northern India gives decreased day and night temperature and hence a much lower mean temperature than usual with little change in the diurnal range of temperature. The same weather in the plains gives decreased day and increased night temperature, and hence the diurnal range of temperature is largely diminished, whilst the mean temperature is very slightly affected. Hence the important conclusions,

1st.—That the chief weather changes and conditions in Northern India during the cold weather affect the temperature in entirely different ways in the plains and hills. In the former they modify the diurnal range of temperature chiefly and in the latter the daily mean temperature.

2nd.—That the monthly means of temperature or of daily range of temperature are in consequence not comparable for the hills and plain stations, and that similar variations from the normal imply different conditions and actions in the two cases.

3rd.—Hence the nature and causes of these changes and variations of the vertical temperature relations cannot be properly estimated and investigated by comparing monthly means, but by comparison of the actual temperature conditions prevailing in each particular state or type of weather.

Hence typical cases have been selected in the previous portion of the paper and the same principle is adopted throughout.

We are now in a position to give a simple explanation of the high night temperatures at the hill stations observed during fine clear weather in December and January.

In ordinary anti-cyclonic weather in January in the Punjab plains the temperature ranges from an average maximum of 72° to an average minimum of 36° , giving thus a mean diurnal range at such periods of 36° . The hill stations in Upper India are at an elevation of about 7000 feet above the sea or 6000 feet higher than the neighbouring plain stations. The rapid increase of temperature in the plains during the morning gives rise almost entirely to convection currents. As the air is very dry, it may be assumed that in rising and expanding it will cool

and diminish in temperature at a rate not much less than that of a rapidly ascending current of dry air, which is very approximately 1° for every 193 feet. Assuming the rate of decrease of temperature in these ascending currents to be 1° for every 200 feet, the motion of the atmosphere would tend to give a temperature of (72°—30° or) 42° at the elevation of 6000 feet above the plains of the Punjab. Little or no change would occur at night, when there are practically no convection currents, and hence at that elevation above the plains of Northern India the temperature in such periods would remain permanently at about 42° and hence be about 6° higher than the average night or minimum temperature at the level of the plains below.

The day temperature at the hill stations would be considerably higher than 42° in consequence of the heating of the air by contact with the land surface, and average about 60° in such weather. About sunset temperature would fall quickly and a short period of rapid decrease of temperature would occur until the temperature reached that of the same level above the plains, *viz.*, 42°. The continuous decrease of temperature in the hills and plains for some time after sunset would evidently give rise to a compressive movement over the hills and plains and also to a very slow downward movement of air from the hills towards the plains and to a nearly horizontal upper movement from above the plains towards the hills. Hence the air which cools by contact with the mountain sides and moves down towards the plains is replaced from a large source (that of the whole mass above the plains at the higher levels), and hence arrives at a nearly constant temperature corresponding to that level. Thus air brought in from the level of 7000 feet would arrive during the night at that level in the hills at a nearly constant temperature at 42°, and hence when the temperature at the hill stations has fallen to a little below 42° it would remain fairly steady during the night at about that temperature.* As the tempera-

* In order to verify this statement I had two series of temperature observations taken in a suitable open position on the top of a ridge at Simla on the nights of the 9th and 11th of December last, when ordinary anticyclonic weather prevailed in Northern India. They are given in the following table and it will be seen fully to confirm the conclusion given in the text.

Date.	Temperature of the air.												Min. temp. during night.	
	16 hrs	16-30 hrs.	17 hrs.	17-30 hrs.	18 hrs.	18-30 hrs.	19 hrs.	19-30 hrs.	20 hrs.	20-30 hrs.	21 hrs.	21-30 hrs.		22 hrs.
December 9th	54.9	52.4	49.2	47.7	45.4	46.6	46.9	46.6	46.7	44.9	43.2	45.6	45.9	41.0
„ 11th	50.7	48.5	48.9	43.8	42.0	42.2	42.7	43.1	42.6	43.3	43.6	44.9	45.2	41.2

ture at the level of the plains would probably fall to about 36° on such clear nights, the minimum temperature in the plains would hence be slightly below that at the hill stations 6000 feet above.

The previous supposition gives an average case, and shews that in ordinary anti-cyclonic weather in December and January the minimum temperature at the hill stations tends to be higher than at the plain stations.

The following are specific examples taken from the observations of the inversion of the vertical temperature relations was most marked:—

On the 2nd the maximum temperature at Rawalpindi was 70.5° . The corresponding temperature of convection at the level of Murree 4800 feet higher would be ($70.5-24^{\circ}$) or 46.5° . The minimum temperature on the night of the 2nd was 49.3° or slightly greater. On the 3rd, the maximum at Rawalpindi was 68.9° and the convection temperature at the level of Murree 44.9° , which was practically identical with the actual minimum at Murree 44.6° . The minimum temperatures on these two nights at Rawalpindi were 37.4° and 36.9° or 11.9° and 7.7° lower than at Murree. Again at Ludhiana on the 3rd the maximum was 77.7° and at the level of Simla 6200 feet high the corresponding convective temperature would be ($77.7-31^{\circ}$) or 46.7° . The minimum at Simla on the night of the 3rd was 48.4° and 2.8° higher than at Ludhiana. At Roorkee on the same day the maximum was 72.3° and the corresponding convective temperature at the level of Musoorree (6000 feet higher) was 42.3° . The minimum at Musoorree was actually 42.0° and 5.7° higher than at Roorkee. It is not necessary to multiply examples, as these shew roughly that the minimum temperatures at the hill stations and therefore the temperature *during the greater part of the evening and night* is practically that of dry air at the level of the hill station rising rapidly with the maximum day temperature at the level of the plains or what may be termed the convective temperatures corresponding to the maximum temperature conditions of the lowest stratum.

Hence the explanation and facts appear to establish the following:—

(a)—In ordinary anti-cyclonic weather when the horizontal air motion by day or night is very small, the temperature at

With these figures may be compared the following temperature observations recorded at Lahore on the same days.

Date.	Temperature of the air at					Maximum temperature during day.	Minimum temperature during night.
	4 hrs.	8 hrs.	10 hrs.	16 hrs.	22 hrs.		
December 9th ...	40.5	47.5	66.0	76.2	50.0	74.2	38.9
„ 11th ...	41.0	46.0	66.0	72.5	48.6	75.2	39.4

considerable elevations above the plains is nearly constant, and is determined by the temperature at that elevation of the rapid upward convective currents at the hottest period of the day.

- (b)—There is at such periods a slow steady descent of air during the night from the hills towards the plains and a horizontal inflow from higher levels of air at nearly constant temperature to the hills.
- (c)—Temperature decreases very rapidly at the hill stations shortly before and for some little time after sunset until the temperature falls to or slightly below that of the same level in the open atmosphere over the plains of Northern India, after which it remains nearly constant throughout the night. The short chilly period immediately after sunset is a very characteristic feature of the hill stations in ordinary fine weather during November, December, and January.
- (d.)—The temperature of the earth's surface in the plains of Northern India falls rapidly and steadily during the whole night and until very shortly before sunrise. Hence also the temperature of the quiescent mass of air immediately above it falls *pari passu*, and by amounts ranging from 30° to 40° in ordinary clear weather in January. The fall of temperature is greatest at a considerable distance from the foot of the hills, where the observations shew that the maximum temperatures are higher, the daily range of temperature greater, and the minimum frequently lower than immediately under the hills. The following gives examples for the 2nd and 3rd January, 1889. The stations which were to be compared are grouped by means of brackets.

Station.	2nd			3rd		
	Max.	Min.	Range.	Max.	Min.	Range.
Ludhiana } Lahore } Roorkee } Meerut } Delhi } Bareilly } Agra } Gorakhpur } Lucknow } Allahabad }	69·7 72·0 70·8 72·7 78·1 73·7 75·6 68·9 75·2 71·4	41·0 36·2 38·9 42·1 41·1 41·3 44·6 45·4 43·0 43·7	28·7 35·8 31·9 30·6 32·0 32·4 31·0 23·5 32·2 27·7	75·2 73·0 70·8 74·2 78·1 71·2 78·6 71·8 71·1 77·0	45·6 37·2 36·6 39·0 40·1 39·8 43·6 47·9 41·1 42·7	29·6 35·8 34·2 35·2 38·0 31·4 35·0 23·9 30·0 34·3

As there is little or no difference, so far as can be judged, in the radiating power of the earth's surface at Ludhiana, Roorkee, Bareilly, and Gorakhpur as compared with Lahore, Delhi, Agra, and Allahabad in January to account for the greater cooling of the earth's surface and the superincumbent air, it is almost certain that the mass of air descending from the hills is warmed by the action of compression in descending, and that this is one, if not the chief, factor in giving a smaller fall of temperature and slightly increased night temperature at the stations nearest to the hills when compared with the more distant ones. Hence it is clear that the descending air does not contribute towards the cooling of the plains of Northern India during the night but actually tends to diminish it.

The efficient factors in the rapid cooling of the air in the plains of Northern India at such periods are :—

1st.—Absence of cloud and other conditions favouring rapid radiation from the earth's surface.

2nd.—Absence of air motion, and more especially of downward convection currents, so that the same mass of air remains in contact with the earth's surface.

The first ensures the rapid cooling of the earth's surface and the second of the air immediately above the earth's surface.

A brief explanation will serve for the temperature conditions in Upper India during and after stormy weather. The most important factor appears to be snow fall in the hills and rain in the plain districts. The condensation takes place largely, if not almost entirely, in the upper return current of the north-east monsoon circulation and hence at a great elevation. The falling rain and snow carry down with them the temperature of their place of origin and hence tend to cool considerably the whole mass of air through which they fall. The amount of the cooling will evidently depend greatly upon the amount and period of the rain and snowfall. In the hill districts, the temperature falls steadily throughout a long snow storm, and the lowest temperatures are usually recorded just before the weather begins to clear. In the plains, the day temperature falls in consequence of cloud and rainfall and the action of rainfall referred to above. But the cloud canopy causes terrestrial radiation to proceed very slowly at night. The effect of the cloud in diminishing radiation is so large that the night temperatures are hence at such periods considerably higher than usual. Hence stormy weather in January and February depresses temperature largely throughout the whole day at the hill stations, and in fact tends to give them a temperature nearly equal to the permanent temperatures of a stratum considerably above their level (*i. e.* of the stratum in which condensation occurs). Whereas in the plains the chief

effect is to diminish the daily range of temperature by decreasing the day and increasing the night temperature.

Finally, when the stormy weather passes away unusually dry clear weather sets in. In the hills the snow probably extends down to a level of 4,000 or 5,000 feet. The temperature of the air at and above that level is mainly determined by that of the snow surface with which it is in contact, and hence, even in the middle of the day, differs little from 32°. Hence a period of low and nearly constant temperature conditions sets in until the snow is melted and the snow line retreats. The snow melts very rapidly, at a rate of six to nine inches *per diem* in clear weather in exposed positions, and a snow fall of 3 or 4 feet will melt away and disappear in five or six days in favourable weather except in sheltered positions. Consequently, temperature in the hills at such periods is at first low, but rapidly rises with the melting of the snow, and after a few days of fine clear weather the conditions merge into those of normal ordinary anticyclonic weather, which have been already stated.

In the plains the conditions and actions are different. Solar radiation during such periods is more active than usual in consequence of the great clearness of the atmosphere, the absence of dust, &c. Hence not only is the upward convective motion over the plains during the day greater than usual, but in consequence of the low temperature over the snow-covered surface of the hills there is a rapid flow of air from the hills towards the plains, which in consequence of the first action is probably greater by day than by night. This mass of air starting from, say, a level of 4000 feet above the plains at a temperature of 32° will by rapid descent be heated about 20° and hence will arrive at the level of the plains at a temperature of about $32^{\circ} + 20^{\circ} = 52^{\circ}$, or 20° lower than the maximum temperature prevailing in the plains in ordinary anticyclonic weather. Hence there will be a steady flow of cool air towards the plains from the hills, the temperature of which, when it arrives at the level of the plains, will be very low when compared with the ordinary day temperature at the period. As the snow melts and the snow line ascends, the temperature of the descending current at the level of the plains will increase. Hence in the plains immediately after a severe storm in the hills there will be,

- 1st. A strong and steady current from the hills towards the plains and hence a strong easterly current from the north north-west and west down the Gangetic Plain.
- 2nd. This current will be fed from a source of nearly constant temperature above the elevation of the snowline, and hence the temperature of the descending current at the base of the hills will be least immediately after the clearing up

of the weather, and will increase slowly with the melting of the snow in the hills. Hence one of the most striking features is the low maximum temperatures recorded at such periods in Upper or Northern India, although the air is unusually clear, and the solar radiation at the earth's surface more intense than usual.

3rd. One of the chief features of a descending current is great dryness, hence the descending currents from the hills at such times will tend to give abnormally low humidity to the whole area over which their influence extends. The change of humidity due to this will evidently be greatest in the area over which damp sea winds previously prevailed, that is, usually in Bengal.

It will thus be seen that the features of the very cool and dry periods after stormy weather in Northern India during January and February are explicable on the assumption of unusually large and massive currents from the hills at a time when the snow surface has greatly extended downwards.

It is hardly necessary to point out that these cool periods are of occasional occurrence in Bengal, and are the most characteristic and pleasant feature of the cold weather. These cool periods in Northern India hence shew most strikingly the rapid and large influence which snowfall over a large mountain area exerts. Mr. Blanford and myself have shewn the probably large influence it occasionally exercises on the distribution of the south-west monsoon rainfall. This has been questioned by some writers as the effect appears to them to be disproportionate to the cause. The large changes in air motion, temperature, and humidity over the whole of Northern India which follow general snowfall in the hills, and which continue for longer or shorter periods according to the intensity and extent of the storm, are a frequent strong argument in its favour.



II.—*Natural History Notes from H. M.'s Indian Marine Survey Steamer 'Investigator,' Commander ALFRED CARPENTER, R. N., D. S. O., commanding.*—No. 14. *Observations on the Gestation of some Sharks and Rays.*—By ALFRED ALCOCK, M. B., *Surgeon-Naturalist to the Marine Survey.*

[Received November 18th, 1889;—Read January 1st, 1890.]

(With Plate I.)

The observations which I have to record were, of necessity, made so hurriedly that I can only hope them to be regarded as a gleaning in the outskirts of the field of bionomic science. But any one who, single-handed, and almost without appliances, has been called upon, at a moment's notice, to undertake the examination of large dead animal bodies in the plains of tropical India will readily realize the difficulties which hinder the exact and exhaustive dissection, under similar conditions, of huge fishes, on board ship, in the Bay of Bengal. And I trust that the drawbacks alluded to will be taken into consideration with the unfinished appearance of the work.

§ 1. *Observations on the Gestation of Carcharias melanopterus, Zygæna blochii, and Carcharias dussumieri.*

a. CARCHARIAS MELANOPTERUS. A female, five feet long, was captured by Mr. W. H. W. Searle, of the 'Investigator,' on the Orissa coast, off the entrance to the Chilka Lake, on the 21st January, 1889. The abdomen was much distended; and, on opening it, the distal ends of the oviducts were found to form, on each side, an enormously dilated uterus, each occupying the whole length of the abdominal cavity on its own side.

On section, the walls of the uteri were found to be hyperæmic, rather hypertrophied, and spongy: their cavities were divided off, each into three separate longitudinal compartments: and tightly-packed in each compartment, lying head forwards, parallel with the antero-posterior axis of the mother, was a young one twelve inches long. Each young one was, further, completely enveloped in a very delicate membrane, on removal of which the placental-cord was found to be extended, in a semi-spiral curve, from a point midway between the pectoral fins of the fœtus to its maternal attachment at the hinder end of the uterus.

Each placental cord, which is about eighteen inches long, and one-sixth of an inch in diameter, is seen to divide, near the maternal attachment, into two equal branches, each of which subdivides again and again to form a compact arborescent mass, which is closely applied to a flat vascular disk on the wall of the uterus, and thus the placenta

is formed. The maternal attachment of each placental cord is separate and distinct.

At the foetal end, the cord, having pierced the ventral wall between the pectoral fins of the foetus, divides into two branches. The lower of these, which is the artery, can be traced into the mesentery, where, at the level of the proximal end of the large intestine, it is found to be furnished with a pouch-like gland: its connexion with the dorsal aorta could not be made out. The upper branch (venous) subdivides into two branches, which ascend in the median fissure of the liver to the portal vein.

A transverse section of the placental cord shews one artery and one vein.

A transverse section through the wall of the uterus shows an outer, thin, compact layer of muscular and connective tissue; but the greater part of the section consists of an indefinite spongy network (venous?), with numerous large thick-walled arteries.

The red blood cells of the foetus are $\frac{1}{1250}$ of an inch long, and $\frac{1}{3333}$ of an inch broad.

b. ZYGAENA BLOCHII. On the same occasion, a female of this species, nearly five feet long, was taken. The general appearances were similar to the appearances in *Carcharias melanopterus*; but each uterus contained five foetuses; and the placental cords, which were much more delicate, were uniformly covered, except at the extreme foetal end, with flattened, leaf-like, bilobed or trilobed appendicula, from one-eighth to one-quarter of an inch long, each lobe being about one-eighth of an inch broad.

A transverse section of a placental cord, which includes vertical sections of the peripheral appendicula, shows, in the cord, a single artery, a large vein, and four large irregular channels; and, in each of the appendicula, a central longitudinal vessel apparently opening into one of the channels of the cord.

A single intact appendiculum, examined under a moderate power, is seen to have a thick external epithelial investment, while internally the central vessel is seen to break up into a fine ramifying and anastomosing capillary-like plexus.

A transverse section of an appendiculum, under a high power, resolves the epithelium-like investment into a gland-like aggregation of round large-nucleated cells, about ten strata deep, beneath which is the loose-meshed connective tissue of the appendiculum which supports the ramifying branches of the contained vessel.

The structure of the placenta, and the ultimate distribution of the vessels of the cord, are the same as in *Carcharias melanopterus*, but there

is no gland-like body in connexion with the artery. The red blood-cells of the fœtus are $\frac{1}{1300}$ of an inch in the major, and $\frac{1}{1800}$ of an inch in the transverse diameter.

The length of the fœtuses was about fifteen inches.

The nature of the appendicula is difficult to understand, seeing that the fœtus is connected with the mother by a large and well-developed placenta; but their richly cellular investment is evidence of some active function, either in the elaboration or purification of the blood proceeding to the fœtus. If the channels of the cord are regarded as lymphatics, the appendicula might be looked upon as forming a diffused and primitive lymphatic gland-system, their thick investment of lymphoid cells being analogous to the medulla of a mammalian lymphatic gland.

c. *CARCHARIAS DUSSUMIERI*. A female, seven feet and a half long, was hooked at sea, off the west coast of Middle Andaman Island, on the 13th of April, 1889.

Immediately after death, lively movements commenced in the abdomen, which was much distended; and the abdominal cavity, on being opened, was found almost completely filled by the dilated, congested, spongy-walled uteri, as in the case of *Carcharias melanopterus* and *Zygæna blochii*. Each uterus contained five living fœtuses, each two feet long, lying head forwards in separate compartments, each with its own placenta, exactly in the manner already described. The placental cords had the usual appearance.

The young ones when removed to a tub of sea-water swam about vigorously for nearly an hour, but died eventually from hemorrhage, due to rupture of the placental cord.

The structure of the placenta, and the distribution of the vessels of the cord, were exactly similar to those of *C. melanopterus*; but no gland-like organ was found on the artery.

Unfortunately, the selected specimens, though placed in strong alcohol, putrefied.

The specimens of *Carcharias melanopterus* and *Zygæna blochii*, though packed in salt, became so rotten that they fell to pieces.

§ 2. *Observations on the Gestation of Trygon bleekeri, and on the Uterus of Myliobatis nieuhoftii.*

a. *TRYGON BLEEKERI*. A female, with a disk of very large dimensions, was taken in the seine, by Mr. W. H. W. Searle, in False Point Harbour (Orissa coast), on the 15th December, 1888.

The distal end of the right oviduct was enormously dilated, and contained in its cavity a fully-developed male fœtus with a disk $11\frac{3}{4}$ inches long and $10\frac{3}{4}$ inches broad.

The striking feature was, that there was no connexion of any kind between the fœtus and the mother, and no evidence of any such previous connexion.

The mucous membrane of the uterus, however, was covered with an abundant glairy albuminous fluid, the secretion apparently of a layer of thick-set papillæ which formed its inner coat; and the inference seems irresistible that this fluid constituted the nutriment of the fœtus, and was, in short, a true uterine milk. Unfortunately, the examination of the stomach of the fœtus was delayed for twenty-four hours, when the viscera had undergone such changes that the verification of this theory was hardly possible.

On removal of the fluid, which was then found to form a nearly solid coagulum on the application of heat, the papillary layer of the mucous membrane of the uterus was found to be of a vivid scarlet.

The papillæ themselves average about half an inch in length, and are filiform in shape, and very delicate. They are so thick-set as to be in contact when not floated out in water.

Beneath them is a thick mucous layer rich in blood-vessels, and outside this is (1) an inner circular and outer longitudinal layer of muscle, and (2) a connective-tissue coat; the whole aggregating in thickness one-eighth of an inch.

The thickness and compactness of the muscular coat is in striking contrast with the loose spongy nature of the uterine walls in *Carcharias* and *Zygæna*, and appears to indicate much greater parturient effort in *Trygon*.

b. *MYLIOBATIS NIEUHOFII*. A female, with a disk seventeen inches long and twenty-eight broad, was taken in the seine, by Mr. W. H. W. Searle, off Cocanada, on the 31st March, 1889.

The left ovary was full of large ova, and the distal end of its oviduct formed a large globular swelling, with thick, firm, muscular walls, and a uniform internal lining of broad flattened papillæ nearly half an inch long.

On the posterior surface of this uterus, and closely adherent to it, was an indistinctly lobulated gland-like organ, which, on section, was found to consist of an aggregation of tubules with blood-vessels and characteristic glomeruli, and a small amount of intertubular stroma. The tubules were lined with large-nucleated, cubical, epithelium. Unfortunately, the other relations of this kidney were missed.

A section through the uterus shows, from without inwards, (1) a compact connective-tissue investment about one-eightieth of an inch thick, with numerous large blood-vessels; (2) a layer of unstriped muscular tissue in transverse bundles; (3) a layer of similar muscular

tissue in longitudinal bundles, the united thickness of the two layers being about one-nineteenth of an inch; (4) a mucous layer of varying thickness, containing numerous blood-vessels and lymphatic (?) spaces, and crowded with lymphoid cells.

This mucous layer forms the long papillæ above mentioned, and a uniform sheet of close-set tubular glands, which resemble, for the most part, the lieberkuhnian follicles of human anatomy, covers its entire surface, both papillary and inter-papillary. These glands, at any rate near their orifices, are lined with short columnar epithelial cells, and similar cells invest the surface of the mucous membrane between the orifices of the glands.

The individual papillæ, as already stated, are about half an inch long, and are flattened. In some cases they bifurcate or trifurcate. In breadth they vary from one forty-eighth to one twenty-fourth of an inch. They are formed by a central prolongation of the mucous coat richly provided with lymphoid cells, and containing at least one blood-vessel and numerous lymphatic (?) spaces; and are invested externally by the above-described layer of tubular glands. These glands are mostly simple at the bases of the papillæ, but peripherally they frequently become racemose, and in this case the acini are lined internally with a cubical epithelium.

As to the function of this vast surface of glandular tissue, we are able to form an opinion by referring to the case of *Trygon bleekeri*. There we found a uterus exactly similar in its naked eye anatomy to the one we are discussing; and in this uterus was a large foetus entirely separate, as far as structural connexion goes, from the mother; while the uterine papillary surface was concealed by a copious secretion of a highly albuminous, and presumably nutritive, fluid. In the absence of any vascular connexion between the foetus and the mother, we assumed that this fluid served for the nutrition of the foetus.

In *Myliobatis nieuhofii*, in which the uterine papillæ are less attenuated, and more amenable to manipulation, we find the whole intra-uterine mucous membrane forming a superficial gland; and I think we are justified in assuming that this gland is practically a milk-gland, the secretion of which furnishes the developing foetus with nutriment.

In the *Zoological Record* the only allusion to uterine villi that I can find is to a paper by Trois, in the "*Atti del Istituto Veneto*" Vol. II, p. 429, "On the uterine villi of *Myliobatis noctula* and *Centrina salvi-ani*;" but I regret that I have not been able to obtain access to this.

EXPLANATION OF PLATE I.

Fig. 1. A piece of the placental cord of *Zygæna blochii*, natural size.

Fig. 2. Transverse section through the same, showing artery and vein, lymphatic (?) spaces, and three appendicula in oblique section with parts of two more in vertical section. $\times 16$.

Fig. 3. A portion of one of the appendicula of the same, showing the ramifying vessel. $\times 21$.

Fig. 4. Transverse section through part of one of the appendicula of the same, near its base. $\times 110$.

Fig. 5. Transverse section through uterine wall of *Myliobatis nieuhofii*, showing fibrous and muscular coats, and mucous membrane, with the bases of three papillæ. $\times 21$.

Fig. 6. Obliquely transverse section through part of one of the uterine papillæ of the same, showing some of the simple follicles of the mucous membrane in oblique section, and one of the racemose follicles. $\times 110$.



III.—On Clebsch's Transformation of the Hydrokinetic Equations.

By ASUTOSH MUKHOPADHYAY, M. A., F. R. A. S., F. R. S. E.

[Received February 27th;—Read March 6th, 1889.]

A first integral of the hydrokinetic equations of Euler may be obtained by known methods in three cases: (1) Irrotational motion; (2) Steady rotational motion; (3) General rotational motion. It is the object of this note to show how the method of applying Clebsch's transformation to the third case can be materially simplified, and incidentally the relation between the three solutions is pointed out.*

Starting, then, with the hydrokinetic equations, we remark that they may be at once reduced to the forms

$$\frac{du}{dt} - 2v\zeta + 2u\eta + \frac{dR}{dx} = 0 \quad \dots\dots\dots (1)$$

$$\frac{dv}{dt} - 2w\xi + 2u\zeta + \frac{dR}{dy} = 0 \quad \dots\dots\dots (2)$$

$$\frac{dw}{dt} - 2u\eta + 2v\xi + \frac{dR}{dz} = 0 \quad \dots\dots\dots (3)$$

where

$$R = \int \frac{dp}{\rho} + V + \frac{1}{2} q^2$$

$$q^2 = u^2 + v^2 + w^2$$

* For the ordinary method, see Basset's Hydrodynamics, vol. i, p. 23.

In the first case, for irrotational motion, the components of molecular rotation ξ , η , ζ vanish, implying the equations

$$u = \frac{d\phi}{dx}, \quad v = \frac{d\phi}{dy}, \quad w = \frac{d\phi}{dz}$$

and the equations of motion reduce to

$$\frac{dU}{dx} = 0, \quad \frac{dU}{dy} = 0, \quad \frac{dU}{dz} = 0$$

where

$$U = \frac{d\phi}{dt} + R.$$

Hence, the required first integral is

$$\int \frac{dp}{\rho} + V + \frac{1}{2} q^2 + \frac{d\phi}{dt} = F,$$

where F is ordinarily a function of the time, but for steady motion an absolute constant throughout the liquid.

Secondly, if the motion is rotational but steady, we have

$$\frac{du}{dt} = 0, \quad \frac{dv}{dt} = 0, \quad \frac{dw}{dt} = 0$$

and the equations of motion lead to

$$u \frac{dR}{dx} + v \frac{dR}{dy} + w \frac{dR}{dz} = 0$$

$$\xi \frac{dR}{dx} + \eta \frac{dR}{dy} + \zeta \frac{dR}{dz} = 0.$$

These linear differential equations lead, by Laplace's method, to the subsidiary systems

$$\frac{dx}{u} = \frac{dy}{v} = \frac{dz}{w}$$

$$\frac{dx}{\xi} = \frac{dy}{\eta} = \frac{dz}{\zeta}$$

which denote respectively stream lines and vortex lines. Hence, it is possible to construct a series of surfaces

$$R = \text{constant}$$

each of which shall be covered over with a net work of stream lines and vortex lines. Hence for steady rotational motion we have

$$\int \frac{dp}{\rho} + V + \frac{1}{2} q^2 = \text{constant},$$

the constant being an absolute constant so long as we pass from point to point on a stream line or vortex line, but which varies as we pass from one stream line to another or from one vortex line to another.

Thirdly, if the motion of the liquid is perfectly general, neither steady nor irrotational, we may put, after Clebsch,

$$u dx + v dy + w dz = d\phi + \lambda d\chi.$$

Observe for a moment that as this simply signifies that the differential expression on the lefthand side, when not a perfect differential may be resolved into two, one of which is so, and the other may be made so by means of an integrating factor, the legitimacy of the transformation is selfevident. We have then

$$u = \frac{d\phi}{dx} + \lambda \frac{d\chi}{dx}, \quad v = \frac{d\phi}{dy} + \lambda \frac{d\chi}{dy},$$

$$w = \frac{d\phi}{dz} + \lambda \frac{d\chi}{dz},$$

furnishing the known expressions

$$2\xi = \frac{d\lambda}{dy} \frac{d\chi}{dx} - \frac{d\lambda}{dx} \frac{d\chi}{dy}$$

$$2\eta = \frac{d\lambda}{dz} \frac{d\chi}{dx} - \frac{d\lambda}{dx} \frac{d\chi}{dz}$$

$$2\zeta = \frac{d\lambda}{dz} \frac{d\chi}{dy} - \frac{d\lambda}{dy} \frac{d\chi}{dz}$$

These lead to the equations

$$\xi \frac{d\lambda}{dx} + \eta \frac{d\lambda}{dy} + \zeta \frac{d\lambda}{dz} = 0$$

$$\xi \frac{d\chi}{dx} + \eta \frac{d\chi}{dy} + \zeta \frac{d\chi}{dz} = 0$$

both of which give the subsidiary system

$$\frac{dx}{\xi} = \frac{dy}{\eta} = \frac{dz}{\zeta}$$

the differential equation of vortex lines. Hence the vortex lines are obtained as the intersection of the surfaces $\lambda = \text{constant}$, $\chi = \text{constant}$. Again, the value of u gives

$$\frac{du}{dt} = \frac{d}{dx} \left(\frac{d\phi}{dt} + \lambda \frac{d\chi}{dt} \right) + \frac{d\lambda}{dt} \frac{d\chi}{dx} - \frac{d\lambda}{dx} \frac{d\chi}{dt}$$

Substituting in equation (1), we have at once

$$\frac{dH}{dx} + \frac{\delta\lambda}{\delta t} \frac{d\chi}{dx} - \frac{\delta\chi}{\delta t} \frac{d\lambda}{dx} = 0$$

where

$$H = \int \frac{dp}{\rho} + V + \frac{d\phi}{dt} + \lambda \frac{d\chi}{dt} + \frac{1}{2} q^2,$$

and δ denotes particle differentiation. Equations (2), and (3) lead to two similar equations, and we have

$$\xi \frac{dH}{dx} + \eta \frac{dH}{dy} + \zeta \frac{dH}{dz} = 0$$

leading to the subsidiary system

$$\frac{dx}{\xi} = \frac{dy}{\eta} = \frac{dz}{\zeta}$$

which denote vortex lines. Hence, we see that it is possible to construct a family of surfaces

$$H = \text{constant},$$

covered over by vortex lines, and the mode of integration shows *immediately* that the constant is a function of the time alone. Therefore, for steady rotational motion we have

$$\int \frac{d\phi}{\rho} + V + \frac{d\phi}{dt} + \lambda \frac{d\chi}{dt} + \frac{1}{2} \rho^2 = F(t)$$

along a vortex line.



IV.—*Note on Stokes's Theorem and Hydrokinetic Circulation.*

By ASUTOSH MUKHOPADHYAY, M. A., F. R. A. S., F. R. S. E.

[Received March 24th, —Read April 3rd, 1889.]

The object of this note is to give a new proof of Stokes's formula for hydrokinetic circulation

$$\int (u dx + v dy + w dz) = 2 \iint (l \xi + m \eta + n \zeta) dS,$$

and to point out how it is an immediate consequence of the theory of the change of the variables in a multiple integral.

Assume, after Clebsch,

$$u dx + v dy + w dz = d\phi + \lambda d\chi,$$

so that the integration being performed round a closed curve, we have

$$\int (u dx + v dy + w dz) = \int \lambda d\chi.$$

But, the value of

$$\int \lambda d\chi$$

taken round the closed curve is clearly equal to the sum of the values of

$$\iint d\lambda d\chi$$

taken round the projections of the closed curve on the coordinate planes. Now, for the projected curve on the coordinate plane of yz , we have at once from the ordinary formulæ for the transformation of multiple integrals,

$$\begin{aligned} & \iint d\lambda d\chi \\ &= \iint \left(\frac{d\lambda}{dy} \frac{d\chi}{dz} - \frac{d\lambda}{dz} \frac{d\chi}{dy} \right) dy dz. \end{aligned}$$

The projected curves on the other two coordinate planes lead to two similar expressions. Hence, the circulation round the given closed curve is furnished by

$$\begin{aligned} & \int (u dx + v dy + w dz) \\ &= \iint \left(\frac{d\lambda}{dy} \frac{d\chi}{dz} - \frac{d\lambda}{dz} \frac{d\chi}{dy} \right) dy dz \\ &+ \iint \left(\frac{d\lambda}{dz} \frac{d\chi}{dx} - \frac{d\lambda}{dx} \frac{d\chi}{dz} \right) dz dx \\ &+ \iint \left(\frac{d\lambda}{dx} \frac{d\chi}{dy} - \frac{d\lambda}{dy} \frac{d\chi}{dx} \right) dx dy. \end{aligned}$$

But, as an immediate consequence of Clebsch's transformation, we have

$$\begin{aligned} u &= \frac{d\phi}{dx} + \lambda \frac{d\chi}{dx} \\ v &= \frac{d\phi}{dy} + \lambda \frac{d\chi}{dy} \\ w &= \frac{d\phi}{dz} + \lambda \frac{d\chi}{dz}, \end{aligned}$$

whence

$$\begin{aligned} 2\xi &= \frac{dw}{dy} - \frac{dv}{dz} = \frac{d\lambda}{dy} \frac{d\chi}{dz} - \frac{d\lambda}{dz} \frac{d\chi}{dy} \\ 2\eta &= \frac{du}{dz} - \frac{dw}{dx} = \frac{d\lambda}{dz} \frac{d\chi}{dx} - \frac{d\lambda}{dx} \frac{d\chi}{dz} \\ 2\zeta &= \frac{dv}{dx} - \frac{du}{dy} = \frac{d\lambda}{dx} \frac{d\chi}{dy} - \frac{d\lambda}{dy} \frac{d\chi}{dx}. \end{aligned}$$

Therefore, putting

$$dy ds = l dS, \quad dx ds = m dS, \quad dz dy = n dS,$$

where l, m, n are the direction cosines of the normal, we have

$$\begin{aligned} & \int (u dx + v dy + w dz) \\ &= \int \int \left\{ l \left(\frac{dw}{dy} - \frac{dv}{dz} \right) + m \left(\frac{du}{dz} - \frac{dw}{dx} \right) + n \left(\frac{dv}{dx} - \frac{du}{dy} \right) \right\} dS \\ &= 2 \int \int (l\xi + m\eta + n\zeta) dS, \end{aligned}$$

which is Stokes's Theorem. It is worth noting that as no physical conception enters into the above proof, it holds good whether we regard the theorem as a purely analytical one or as merely furnishing a formula for hydrokinetic circulation.

~~~~~

V.—On a Curve of Aberrancy.

By ASUTOSH MUKHOPADHYAY, M. A., F. R. A. S., F. R. S. E.

[Received May 23rd;—Read June 5th, 1889.]

If a curve be referred to rectangular axes drawn through any origin, the coordinates  $(\alpha, \beta)$  of the centre of aberrancy, which is the centre of the osculating conic at any given point  $(x, y)$  of the curve, are given in the most general form by the system

$$\begin{aligned} \alpha &= x - \frac{3qr}{3qs - 5r^2} \\ \beta &= y - \frac{3q(pr - 3q^2)}{3qs - 5r^2} \end{aligned}$$

where  $p, q, r, s$  are the successive differential coefficients of  $y$  with respect to  $x$ .<sup>\*</sup> The locus of  $(\alpha, \beta)$  is called the aberrancy curve of the given curve, and in this note, I shall investigate the aberrancy curve of a plane cubic of Newton's fourth class†

$$y = ax^3 + 3bx^2 + 3cx + d$$

in which the diametral conic degenerates into the line at infinity.

We have

$$\begin{aligned} p &= 3(ax^2 + 2bx + c) \\ q &= 6(ax + b) \\ r &= 6a \\ s &= 0 \end{aligned}$$

\* J. A. S. B. 1888, vol. lvii, part ii, p. 324.

† Salmon's Higher Plane Curves, (Ed. 1879), p. 177.

whence

$$pr - 3q^2 = 18(ac - b^2) - 90(ax + b)^2$$

$$a = \frac{8x}{5} + \frac{3b}{5a}$$

$$\beta = y + \frac{ax + b}{10a^2} \left\{ 18(ac - b^2) - 90(ax + b)^2 \right\}$$

Therefore

$$x = \frac{3a}{8} - \frac{3b}{8a}$$

$$ax + b = \frac{5}{8}(aa + b)$$

and

$$y = \beta - \frac{9(aa + b)}{8a^2} \left\{ (ac - b^2) - \frac{125}{64}(aa + b)^2 \right\}$$

But from the equation of the curve we have

$$a^2y = (ax + b)^3 + 3a(ac - b^2)x + a^2d - b^3.$$

Therefore, substituting for  $x$  and  $y$  in terms of  $a$  and  $\beta$ , we have

$$64 a^2\beta = -125 a^2a^3 - 375 a^2ba^2 + (192 ac - 567b^2) aa + (64a^2d - 189b^3),$$

or, writing  $x, y$  for  $a, \beta$ , we see that the aberrancy curve of the plane cubic

$$y = ax^3 + 3bx^2 + 3cx + d$$

is another plane cubic of the same class

$$y = Ax^3 + 3Bx^2 + 3Cx + D$$

where

$$A = -ka$$

$$B = -kb$$

$$C = -kc + (1+k) \frac{ac - b^2}{a}$$

$$D = -kd + (1+k) \frac{a^2d - b^3}{a^2}$$

$$k = \frac{125}{64}.$$

If, therefore,

$$H = ac - b^2, G = a^2d - 3abc + 2b^3$$

be the invariants of the given cubic, and  $H', G'$  the corresponding quantities for the aberrancy cubic, viz.,

$$H' = AC - B^2, G' = A^2D - 3ABC + 2B^3,$$

we have by direct calculation

$$H' = -kH$$

$$G' = k^2G.$$



It follows, therefore, that the quantity

$$\frac{H^3}{G} = \frac{(ac - b^2)^3}{a^3d - 3abc + 2b^3}$$

is an invariant for the given cubic and its aberrancy curve.

If we seek the common points of intersection of the two cubics, we find on subtracting the equations

$$(ax + b)^3 = 0$$

which shows that the two cubics have only one common point of intersection which is the point of inflexion for both; the coordinates of the point are

$$x = -\frac{b}{a}, \quad y = \frac{G}{a^3}$$

~~~~~

VI.—*Natural History Notes from H. M. Indian Marine Survey Steamer 'Investigator,' Commander ALFRED CARPENTER, R. N., D. S. O., commanding.*—No. 15. *Descriptions of seven additional new Indian Amphipods.*—By G. M. GILES, M. B., F. R. C. S., late Surgeon-Naturalist to the Survey.

[Received and Read November 6th, 1889.]

(With Plate II.)

Before proceeding to the description of the species now described, I have to make a correction in my last paper read on February 1st, 1888.

In that communication, I described, under the name of *Concholestes dentallii*, gen. et sp. nov., a curious corophiid which inhabits deserted dentalium shells; remarking that I believed that such a habit had not been previously noted in an amphipod. I find, however, I was in error in this matter, as, while searching for references to species which might be identical with those described in the present paper, I came across a description of a Norwegian species which is certainly congeneric and, like the Indian species, inhabits deserted dentalium shells. Sars (Forsk. Vidensk.-Selsk. Christiania, 1882, No. 18, pp. 113, Part VI, fig. 7) describes this species as *Siphonocetes pallidus*.

I do not see, however, how either Sars' or my species can be included in *Siphonocetes* without unduly straining Kroyer's definition of the genus in Nat. Tidskr. I, p. 491. In the two species under consideration, the 1st and 2nd gnathopoda, instead of being subequal, present a very marked difference of size; and again, the eighth thoracic appendages are very long, instead of the 6th, 7th, and 8th being "very short." My species too wants the double hook to the single ramus of the last

abdominal appendage, having indeed no rami, and, as far as I can make out, Sars' species agrees in these particulars also.

It appears to me therefore preferable that Sars' species should stand as *Concholestes pallidus* (Sars).

While, however, certainly congeneric, the two species are without doubt specifically distinct, mine differing from *C. pallidus* in the even more marked disproportion between the second and third thoracic appendages, and in the third having a much better developed subchela, which is formidably armed with two strong teeth, as also in having the excessive length of the eighth less marked.

MELITA COTESI, n. sp., Pl. II, Fig. 1.

This species is allied to *M. leonis* and *M. formosa* described by Murdoch, P. U. S. Nat. Mus., VII, pp. 521.

It illustrates the danger of naming a species from what may, at first sight, appear a very prominent peculiarity. In a previous communication, I described a *Melita* which I named *megacheles* on account of the large size of the subchela of the second gnathopod, which appeared larger proportionally than that of any species which I could find described. Our present find, however, out-herods Herod in this particular, and fearing to use any superlative appellation, lest another even more formidably armed should turn up, I name it after Mr. Cotes of the Indian Museum, but for whose kindness in undertaking the wearisome work of searching through references while I was at sea, this series of papers on Indian Amphipoda would have been greatly delayed in appearance.

About 7 mm. long; semitransparent, with minute reddish dots scattered over the whole surface, and an especially large patch on the propodite and basipodite of the second gnathopod.

Head small, no larger than an average thoracic segment; eye small, round, placed in the angle between antennules and antennæ.

Thorax forms more than half the length of the body; coxal plates rather narrow, especially the hinder ones.

Abdomen relatively small, the hinder edge of each segment save the last shewing more or less distinctly three dentations on either side of the middle line.

Antennules nearly as long as the head and thorax, the peduncle, the second joint of which is considerably the longest, forming rather the shorter half; appendix three-jointed.

Antennæ rather shorter, the peduncle, whose first three joints are very short, having the last two joints so long that the entire peduncle forms at least two-thirds of the length of the organ.

Maxillipedes moderately large, subpediform.

The 2nd of the *thoracic appendages* small, barely subchelate. The 3rd of the left side is enormously developed. The propodite alone as long as the first five segments of the thorax and wider than the depth of the body including the coxal plates. The inferior border smooth with one broad lunate projection. The dactylo-podite proportionally large. The appendage of the left side barely subchelate and but little larger than the second appendage. The 4th small, and the 5th almost minute. The 6th, 7th, and 8th large, the seventh being the largest and as long as the head and thorax, while the eighth falls but little short of it.

The *gill plates* are exceptionally large.

The *abdominal appendages* are small, but call for no special remarks, being in every way normal and typical of the genus.

HAB. Andaman Islands, in shallow water.

PHOXUS UNCIROSTRATUS, n. sp., Pl. II, Fig. 2.

This species was dredged in 5—10 fathoms off the "Seven Pagodas" on the Madras coast on a sandy bottom.

It is about 5 mm. in length and of a uniform dirty white colour.

The *head* is small, the arched and excavated rostrum considerably exceeding the head proper in length. The former is long and pointed, and is bent down at the tip so as to form a distinct hook, a feature in which it appears to differ from all the previously described members of the genus.

The *thorax* is large, forming nearly half the entire body length, and this portion of the body, excluding the coxal plates, is depressed rather than compressed. The first four coxal plates are very large, exceeding their corresponding segments in depth, the fourth being of exceptional size; they, besides being the deepest, are of great width, exceeding in this diameter the length of any two of the thoracic segments; the three hindermost coxal plates, on the other hand, are exceptionally small.

The *abdomen* is of moderate size, its first four segments being of nearly equal length, while the last two are extremely small.

The *telson* is small and cleft, and is furnished with a few fine hairs.

The *antennule* is as long as the head and first thoracic segment together, the peduncle forming rather the shorter portion of the organ. Its first joint is very long and stout, but is almost completely hidden under the excavated lower surface of the rostrum, the remaining two joints of the peduncle being short, and comparatively slight. The flagellum consists of 14—16 short articuli, and is but little longer than

its appendage, which consists of about twelve joints, and almost exactly equals the peduncle in length.

The *antenna* is subequal to the antennule in length, and is quite equally divided into peduncle and flagellum, the first of the five joints of the former being hidden beneath the rostrum.

The *gnathites* are small and weak, the mandibles being quite simple, and armed with a small cutting and a serrated masticatory tubercle; its appendage is two-jointed, and but feebly armed with hairs.

The *maxillæ* are proportionally somewhat stouter, and have their rami armed with a number of very stout curved spines.

The *maxillipedes* are of considerable size, and pediform.

The *gnathopoda* are small, not more than twice as long as the depth of their corresponding *coxæ*; both are of similar form, subchelate, with the palm oblique, and defined by a large triangular process, but the hinder pair is somewhat the larger.

The fourth and fifth *thoracic appendages* are of the usual ambulatory type, are subequal, and but little exceed the *gnathopoda* in length. The sixth and seventh resemble each other in form, being stoutly built and laterally armed with strong spines; the seventh, however, is the longer, equalling the entire thorax in length, while the sixth is but as long as its first six segments. The eighth is the shortest of the *thoracic appendages*, and is of peculiar form, its *basipodite* being expanded into a broad oval plate which projects downwards behind the distal articulation of the appendage, so as almost to reach the level of the point of the *dactylopodite*.

The first three *abdominal appendages* are rather small, but quite of the usual type. Of the last three, the fifth is the shortest. It and the fourth are armed with numerous stout, almost hooked spines; their rami are nearly equal. The sixth is peculiar in having its outer ramus distinctly two-jointed, while the inner ramus is considerably shorter than the first joint of the outer; both rami are armed with a brush of stout hairs.

Although I carefully dissected the head of one specimen, I could make out no trace of eyes.

AMPELISCA DALEYI, n. sp., Pl. II, Fig. 3.

A single specimen of this species was dredged in 7 fathoms, off the Seven Pagodas, on the Madras coast. Unfortunately the specimen was accidentally destroyed, but not before I had made a drawing.

It differs considerably from its congener previously obtained in Indian waters (*A. lepta* from 107 fathoms) in being a larger and much more robust form, in the minuteness of its superior antennæ, and in

the comparative shortness of the limbs, and appears to most nearly resemble *A. australis*, Haswell, from which, however, it differs in the comparative length of the joints of the thoracic appendages.

My specimen was 11 mm. long; of a pale brown colour liberally marked with patches of a deep brown.

The *head* is small and oval, the two pairs of simple eyes being placed respectively opposite the origins of the antennules and antennæ.

The *thorax* forms more than half the body length, its four anterior segments increase progressively in length, but the three hinder are subequal and longer than any of the other segments, thoracic or abdominal. The first four coxal plates are deeper than their corresponding segments, the fourth being the deepest, and also exceptionally broad. The fifth coxal plate has an anterior lobe of moderate depth, and has the hinder border of the posterior lobe subdivided by a notch into two lobules, of which the upper is the smaller.

The *abdomen* forms rather more than one-third of the entire body length, its first three segments are subequal in length, and each is as long as the remaining three together. Their depth is moderate, not exceeding that of the thoracic segments with their attached coxæ.

The *telson* is small, squamiform, and deeply cleft.

The *antennule* is very minute, being barely as long as the head and first thoracic segment; the first joint of the peduncle is moderately stout, but the remaining two joints can barely be distinguished from the articuli of the flagellum, especially the third, which but little exceeds them in length. The peduncle forms about one-third of the entire length of the organ.

The *antenna* is more than twice as long as the antennule. Its first two joints are short and moderately stout, while the distal three are very long and slender, the third being the longest and the fifth the shortest; the flagellum is composed of a number of long slender articuli, but was broken off, so that the entire length could not be ascertained.

The *gnathites* are completely hidden beneath the opaque first coxal plate.

The second and third *thoracic appendages* (gnathopoda) are small, and have the propodite merely dilated without forming a true subchela. The third is somewhat the larger. The fourth and fifth are of similar form, but the fifth is a little the larger, the fourth being as long as the head and first four thoracic segments. In both, the meropodites are peculiarly long and the carpopodites very short. The last three are remarkable in having their dactylopodites curved backwards, instead of forwards, as is usually the case. The sixth and seventh have the

basipodites much enlarged, especially the latter. Their meropodites are short and their dactylopodites remarkably long and slender, the seventh, which is the longer, is subequal in length to the fourth. The eighth is peculiar in having its posterior border provided with a flat plate which reaches considerably below the articulation with the ischiopodite; the ischio-mero- and carpopodites are subequal, the propodite comparatively long and slender, and the dactylopodite minute.

The first three *abdominal appendages* are of the usual type, and the last three equally biramous and of progressively smaller size, the sixth being proportionally smaller than in nearly any member of the genus, except *A. propinqua*, Boeck., which differs, however, in a number of other points.

LYSIANASSA WOOD-MASONI, n. sp., Pl. II, Fig. 4.

This species was dredged from a coral sand bottom in 17 fathoms in Macpherson's Strait, Andaman Islands.

The animal is 8 mm. long, semitransparent, and colourless, with the exception of the eye, which is of a deep purple tint.

The *head* is small, having, in profile, an irregularly pentagonal outline. The large compound eye occupies the greater part of its anterior half, and the border articulating with the antennule is marked by two notches with a tubercle between them.

The *thorax* forms rather more than half the entire body length, its segments increasing regularly in dimensions from before backwards. All the coxal plates are deep, the fourth, however, markedly exceeding the others. The lower borders of the last three present a notch for the articulation of their corresponding basipodite.

The first three *abdominal segments* are large and subequal; the fourth, nearly as long, but much less in depth; and the last two very small.

The *telson* is laminar and notched.

The *antennule* is as long as the first four thoracic appendages. Its peduncle forms but a third of its length, the first joint being large and having its lower border produced distally into a sort of process, while the last two are extremely short. There is a very minute appendage consisting of four articuli. The first joint of the flagellum is much larger than those that succeed it, approaching the first joint of the peduncle in length. It bears on its lower border a brush of long silky hairs.

The *antenna* is as long as the thorax: its peduncle forms but one-fourth of its length, and consists of two subequal, very short basal, and three, also subequal, somewhat longer, distal joints. The flagellum is made up of a large number of short articuli.

A single specimen only having been obtained, the *gnathites* could not be closely examined.

The 2nd of the *thoracic appendages* is very small, not as long as the antennule, and imperfectly subchelate. The 3rd is nearly twice as long as the 2nd, but is scarcely at all stouter, and is provided with an obliquely palmed subchela, the dactylopodite being minute and much curved. The 4th and 5th are ordinary ambulatory legs, moderately stout and subequal to each other, and equal to the 3rd in length. The 6th is barely as long as the 1st gnathopod, and is remarkable for its basipodite, which is of nearly circular outline and very deeply serrate on its posterior border. The 7th is nearly as long as the 2nd gnathopod, and its basipodite has a tendency to the same form as that of the 6th. Its basipodite is rather broader than long, but its borders are quite smooth. The distal joints of each of the last three thoracic appendages are armed with closely set, sharp, short spines.

There is nothing remarkable about the first three *abdominal appendages*, and the last three are equally biramous, armed both on propodite and rami with short, stout spines. The 4th is the longest of the three, and the 5th, the smallest, while the 6th is remarkable for its short, stout, almost spherical propodite, and for the size of its rami, which are larger in all respects than those of the preceding abdominal appendages.

ANONYX INDICUS, n. sp., Pl. II, Fig. 5.

The present species was dredged in 5—10 fathoms off the Seven Pagodas, Madras, on the same occasion as *Phoxus uncirostratus*. In colour it is of a pale earthy white, and it measures about 5 mm. in length.

The *head* is small and oblong, its anterior upper part carrying the large compound eyes.

The *thorax* and *abdomen* are subequal in length, but the abdomen is much the deeper and stouter.

The *thoracic segments* increase somewhat in length and depth from before backwards, but are everywhere narrow. The first four coxal plates are large, the fourth being the largest, and are each nearly twice as deep as their corresponding segments. The last three are markedly smaller and are much narrower than their segments.

The first three *abdominal segments* are large in all dimensions; the fourth is as long as the seventh thoracic segment, and the last two very short indeed.

The *telson* is laminar and double.

The *antennule* is short, the peduncle, which forms the larger half of its length, being barely as long as the head. Its first joint is

nearly spherical, and exceeds a good deal in length either of the remaining two pieces, of which the distal is somewhat the smaller. The flagellum is composed of 12 or 14 short articuli, and its appendage, which is about half its length, of a smaller number of sligher, but otherwise closely similar, pieces.

The *antenna* is sligher but somewhat longer than the antennule. In the female, the flagellum but little exceeds that of the antennule, but, in the male, it often forms a lash of considerable, but variable, length.

The *gnathites* are small and feebly armed, the mandibles having but a simple chisel-like cutting plate, and a two-jointed appendage, and the maxillepedes being small and not pediform.

The first of the *gnathopods* is short, stout, and subchelate, the palm being but somewhat oblique and the dactylopodite short and strong. The second is much longer than the first, but is very slender. Its propodite resembles that of the first in general outlines, but the dactylopodite is so small that it might easily be overlooked, forming only a small extremely hooked claw projecting from the middle of the distal extremity of the propodite. It was only, however, after a repeated and very troublesome examination that I succeeded in getting a clearly uninjured specimen of the appendage to project beyond the coxal plates. In length the second gnathopod almost equals the first six segments of the thorax.

The fourth and fifth *thoracic appendages* are subequal to each other, but shorter and slenderer than any of the other appendages; they are quite of the usual ambulatory type. The sixth, seventh, and eighth closely resemble each other in form, but differ considerably in length, all three having the posterior border of their basipodites provided with very broad and strong buttress-like plates, and the remaining articulations broad and strong; while, however, the eighth is as long as the head and thorax, the seventh is about two-thirds and the sixth a little over one-half this length.

The first three *abdominal appendages* are of medium size and of the usual type. The last three are biramous, the rami of each being equal. The fourth is much larger than the fifth, the sixth still smaller, the entire length of the last only equalling that of the propodite of the fourth.

PARAPLEUSTES PICTUS, n. sp., Pl. II, Fig. 6.

This species appears to answer best to the genus *Parapleustes* proposed by Buchholz (*Zweite deutsche nord polar Fahrt, 1866—1870, p. 337*) for a species (much resembling the present) which was dredged off

the east coast of Greenland. Our species was dredged in 30 fathoms, in Manner's Straits, Andaman Islands. Found crawling upon a *Pennatula*, the pink and white colours of which are almost exactly imitated in the amphipod.

The distribution of the colouring varies in different specimens. In one, the head and body as far as the fourth thoracic segment and the entire abdomen were pink, while the remaining middle zone of the body was of an opaque glistening white. In another, the distribution was almost reversed, the pink forming a broad band in the middle of the animal. In a third it was almost confined to the hinder part of the body. In all, however, the tints were the same, the pink parts having a uniform transparent character diversified by minute opaque spots of a darker tint, while the white was remarkable for its dead opacity.

The largest specimen measured about 7 mm., the smallest little more than 2 mm.

The *head* is rather long and cylindrical, its anterior half being almost completely covered by the eyes, which are of a pink colour, deeper than any other part of the body.

The remainder of the length of the body is almost exactly divided between *thorax* and *abdomen*, the latter, however, being much the deeper. The segments of the thorax are of nearly equal length throughout, but the more posterior are much the deeper. In the abdomen the third segment is considerably the longest, while the second exceeds the rest in depth, as well as all, save the third, in length.

The fourth abdominal segment is nearly as long as the first, but very narrow, while the last two are very small in all dimensions.

The *telson* is simple and squamiform, equalling in length the protopodite of the sixth abdominal appendage. It is armed with a few fine hairs.

The first four *coxal plates* are very deep and broad, the fourth being the largest, the last three comparatively small. Spence Bate (Ann. Nat. Hist. Ser. 3, Vol. I, p. 362, 1858), in his definition of the genus, states that the "Coxa of the second pair of pereopoda" (fourth coxal plate) is "very deeply excavated upon the upper part of the posterior margin to receive the coxæ of the third pair of pereopoda." This is, however, more apparent than real, at any rate in the present species; the appearance being the optical expression of the fact that the fifth coxal plate overlaps the fourth as well as the sixth, the upper part of the former not being remarkably excavated, but narrowing uniformly to its articulation with the pleuron of its segment.

The *antennule* has a three-jointed peduncle not exceeding the head and first thoracic appendage in length. The first joint is somewhat

longer than the second, while the third is very short. The flagella of both antennæ vary somewhat in length in various specimens, the number of articuli, however, remaining about the same, the increase being gained by an elongation of all the pieces. In the specimen figured the flagellum but slightly exceeds the peduncle in length, but in others it was considerably longer. There is no appendage to the flagellum.

The first three joints of the peduncle of the *antenna* are very short and, except the end of the third, hidden beneath the excavated cephalon. The last two joints equal in length the first two of the antennule. The flagellum also varies in length, but is always about a third shorter than that of the antennule.

The *gnathites* were not dissected out, but a mandibular appendage was distinguished, and it could be seen that the maxillipeds are small but pediform.

The two pairs of *gnathopoda* closely resemble each other alike in size and form. Both are feebly subchelate, with the palm oblique, the propodite forming about one-third of the entire length exclusive of the dactylopodite. Their carpo-mero- and ischiopodites are shorter than their breadth, while the basipodites form nearly a half of the length of the appendage exclusive of the dactylopodite.

The 4th and 5th *thoracic appendages* are of the usual ambulatory type, are subequal to each other, and, in length, to the gnathopoda, each being as long as the head and first five thoracic somites. They are very slender and closely resemble each other in all particulars. The 6th, 7th, and 8th closely resemble each other in all points save in size, each being stoutly built and having the basipodite provided with a strong buttress-like plate along the posterior border. The 7th and 8th are subequal, being as long as the thorax and the first two abdominal segments, but the sixth is about one-sixth shorter.

The first three *abdominal appendages* are small, but quite of the usual type. The last three are biramous, with equal rami; the fourth being the longest and the sixth the shortest of the three. The fourth and fifth have their rami armed with stout spines, while the sixth has only fine hairs.

CYTOPHIUM ANDAMANENSE, n. sp., Pl. II, Fig. 7.

Taken in the surface net at Port Mouat, Andaman Islands. Only a single specimen was obtained and this was swimming free, nor could any trace of a tube be found; probably this had got destroyed by the wash of the tide.

The animal is about 3 mm. long and of a dirty white colour, sparsely sprinkled with minute dark brown spots.

Its nearest allies appear to be *C. orientale*, Dana, and *C. cristatum*, Thomson, from the former of which it differs in its superior antenna being proportionally smaller, in the comparative shortness of the dactylopodite of the second gnathopod, and in the details of the armature of the hinder pleopoda; and from the latter in both pairs of antennæ being proportionally smaller and in wanting any marked crest on the hinder part of the thorax.

The *head* is subquadrate, rather deeper than long, its length forming only one-eighth of the entire body length.

The small *eye* is placed on a prominence opposite the origin of the antenna.

The *thorax* is long, forming three-sevenths of the entire length. Its segments are long and slender, the anterior and posterior ones being larger than those at its mid length, and the fifth segment exceptionally small.

The *abdomen* is small and, like the thorax, slender. Its first three segments are rather shorter than average thoracic segments. The fourth, though narrow, is longer than the others, while the fifth and sixth are extremely small.

The *telson* is small and laminar, and is armed with a few short, stiff hairs.

The *antennule* is fully as long as the head and first four thoracic segments. More than three-fourths of its length are formed by the peduncle; the first joint of which, though very stout, is shorter than either of its two other joints, while the second is considerably the longest. There is a minute secondary appendage, consisting of four short joints. The flagellum is only as long as the first joint of the peduncle; it too consists of four joints, the first of which forms quite half its length. The entire inferior surface of the appendage is armed with closely placed long hairs.

The *antenna* is as long as the head, thorax, and first two abdominal segments; it is very stoutly built and adapted for climbing. The first three joints of its peduncle are short and together as long as the flagellum, while the two distal joints are subequal, and form two-thirds of the entire length of the organ. The flagellum consists of two stout long joints, which are armed with strong hooked spines. The entire lower surface of the peduncle being furnished with long stiff hairs, like those on the superior antenna. Its last joint is armed with two pairs of stout, hooked spines, and by a hooked terminal nail.

The *gnathites* could not be closely examined, but it could be seen that the mandibular appendage is large and clawed, and that the maxilliped is exceptionally large and pediform.

The first of the *gnathopods* is small, being no longer than the first two joints of the peduncle of the superior antenna; nearly half its length is made up by the basipodite. The articulation between the ischiopodite and meropodite is very oblique, and the appendage appears to consist of but five pieces, owing probably to the dactylopodite being fused with the propodite, the subchela being formed between these and the dilated carpopodite. The second is very much larger than the first, being nearly as long as the head and entire thorax; it, however, resembles it closely in general form, and like it is composed of but five pieces.

The fourth and fifth *thoracic appendages* are subequal and exactly similar, and have the distal extremities of their articulari dilated so as to admit of very free flexion, but are otherwise of the usual ambulatory type. In length they nearly equal the first six thoracic segments. The sixth, seventh, and eighth much resemble the fourth and fifth but are stouter built, and, while the sixth is only subequal to them, the seventh is as long as the antennule, and the eighth as long as the antennule except the last joint of the flagellum.

The first three *abdominal appendages*, though of the usual type, are exceptionally small. The fourth is as long as the last joint of the peduncle of the antennule, its propodite forming half its length. Its rami are unequal, the outer being hardly more than half the length of the inner, both rami and peduncle being armed with stout spines. The fifth is only two-thirds the length of the fourth, but is stouter; like the fifth, its rami are unequal and spinose. The sixth is reduced to a rudimentary tubercle, armed with one or two spines.

EXPLANATION OF PLATE II.

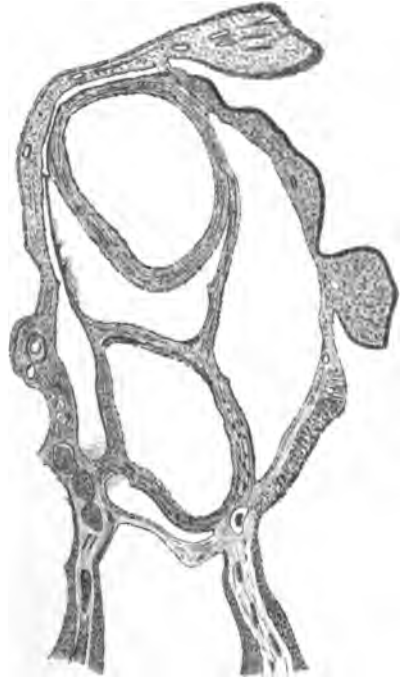
- Fig. 1. *Melita cotesi*, $\times 20$; 1a, 2nd and 3rd right thoracic appendages, $\times 10$.
 Fig. 2. *Phoxus uncirostratus*, $\times 15$; 2a, mandible and appendage, $\times 30$; 2b, the maxillæ, $\times 120$; 2c, the 6th abdominal appendage, $\times 30$.
 Fig. 3. *Ampelisca daleyi*, $\times 7$.
 Fig. 4. *Lysianassa wood-masoni*, $\times 10$.
 Fig. 5. *Anonyx indicus*, $\times 12.5$; 5a, distal joints of 3rd thoracic appendage, $\times 50$.
 Fig. 6. *Parapleustes pictus*, $\times 15$.
 Fig. 7. *Cyrtophium andamanense*, $\times 25$; 7a, flagellum of inferior antennæ, $\times 30$; 7b, last three abdominal segments with appendages, $\times 30$.



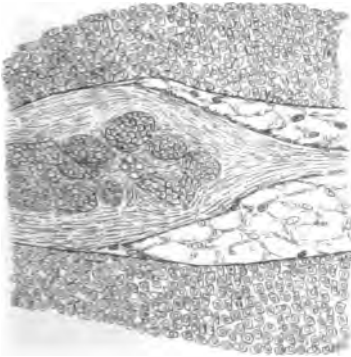
1



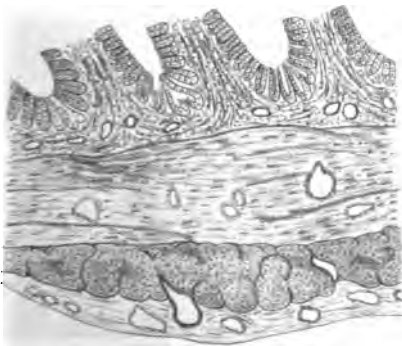
3



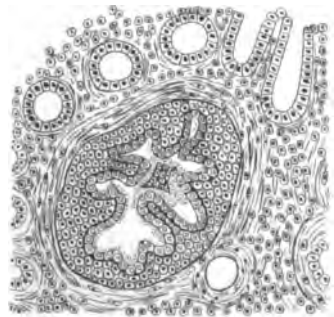
2



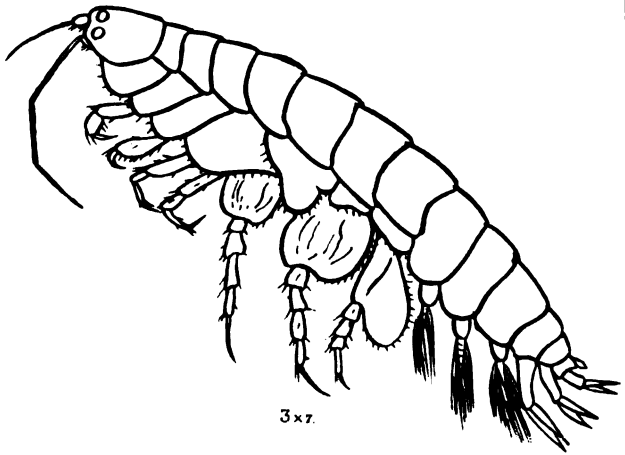
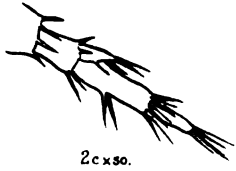

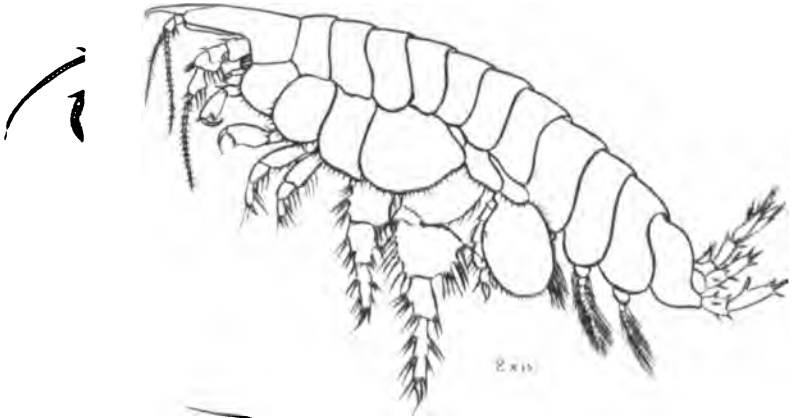
4



5



6



JOURNAL

OF THE

ASIATIC SOCIETY OF BENGAL.

Part II.—NATURAL SCIENCE.

No. II.—1890.

VII.—*A Descriptive List of the Uredineæ occurring in the Neighbourhood of Simla (Western Himalayas). Pt. III.—By A. BARCLAY, M. B., Bengal Medical Service.*

[Received January 27th;—Read February 5th, 1890.]

(With Plates III.—VI.)

In this third instalment of a descriptive list of the *Uredineæ* of Simla (in continuation of the second part in this Journal, Vol. LVIII, Pt. II, 1889), I complete a description of all the species known to me up to the present time. The present part includes descriptions of 6 species of *Uromyces*, 4 of *Phragmidium*, 3 of *Melampsora*, 3 of *Coleosporium*, 1 of *Gymnosporangium*, 2 of *Chrysoomyxa*, 2 of *Cæoma*, and 6 of isolated *Uredo* forms. I have also added descriptions of four *Aecidial* forms, which should have been included in Part I of this List, and seven species of *Puccinia*, which should have found a place in Part II.

I must here express my obligations to Dr. George Watt, C. I. E., for his kind and ever ready help in determining the species of many hosts.

UROMYCES, Link.

There are remarkably few of these in this region, only six species so far as I am at present aware, and all but one on the higher phaner-

ogamous plants, the exceptional one being on a grass. The most remarkable of these is *U. Cunninghamianus*, presenting extremely anomalous characters. Another interesting species is that on *Strcibilanthes*, as this host also bears an *Aecidium* which is, however, in no way related to the teleutospore fungus.

a. **HEMIUROMYCES**, Schröter.

1. **UROMYCES VOSSLE**, nov. sp.

On *Vossia speciosa*, Benth.

This grass is sometimes largely attacked by a species of *Uromyces*. In August the leaves may be seen in commencing attack with the formation of brown uredo pustules on the under leaf surface. These pustules are small, oval or linear, and isolated.

The *uredospores* are brownish, with sometimes a tinge of orange red, very deciduous, falling off without any portion of stalk adhering. The cell wall is uniform in thickness, and presents three or four pores, easily seen by treatment with sulphuric acid. They measure on an average $24 \times 19.2\mu$, varying from 25×22 to $23 \times 17\mu$. The epispore is finely warty. They germinate in water in the usual way, throwing out a simple germ tube (fig. 1, Pl. I.)

Late in the year *teleutospore* pustules are formed. These are well raised oval or linear dark brown sori, also hypophyllous. The spores are very readily detached, coming off with a small portion of stalk adhering. They do not germinate on maturing, but only after a period of rest. These are thicker walled than the uredospores, and are especially thickened at the apex. They measure from 24×21 to $29 \times 22\mu$, when fresh and examined in water. In spring they germinate very readily in water (fig. 2, Pl. I.)

b. **UROMYCOPSIS**, Schröter.

2. **UROMYCES CUNNINGHAMIANUS**, Barclay.

On *Jasminum grandiflorum*, L.

For a complete description of this parasite I must refer the reader to a paper on its life history read at the Linnean Society on the 18th December, 1889. The diagnostic characters of the species are as follows:

Towards the end of August the leaves and smaller stems of the host are largely attacked in the aecidial stage, and these are then much hypertrophied. The peridia burst in a stellate fashion, allowing the orange red aecidiospores to fall out. When these spores have been shed, teleutospores are formed within the old peridia. These teleutospores are

adherent, and remain in a quiescent state until the following year, when they germinate and reproduce aecidia on the newly developed leaves. Experimental evidence, which will be found detailed in the above-mentioned paper, fully confirmed the autoecious nature of the fungus.

The *aecidiospores* are round or oval pale yellow bodies, and measure on an average 16μ in diam. They are tuberculated on the outer surface. Their mode of germination is quite peculiar. A germ tube is emitted, about 35μ in length, which then divides into two by a transverse septum, and each part forms a long narrow sterigma, which, however, forms no sporidium, but directly penetrates the host to form another mycelium, bearing aecidiospores at first (but no spermogonia) and teleutospores later.

The *peridium* is formed of a single layer of cells about $26 \times 19\mu$ in size.

The *spermogonia* accompany the first crop of aecidia: they are not numerous, and measure about 145μ in depth and width. They have a tuft of protruding paraphyses.

The *teleutospores* are brown single-celled bodies, thickened at the free end, firmly adherent to their beds, becoming detached with a portion of stalk adhering. They measure $36 \times 20\mu$ on an average. They germinate after a winter's rest in the usual way, each promycelium forming three sporidia as a rule, but sometimes four.

The *sporidium* is oval, and measures $12 \times 8\mu$ to $14 \times 10\mu$. Secondary sporidia are abundantly formed, often before the primary one has become detached.

3. UROMYCES VALERIANÆ, Schum.

On *Valeriana Wallichii*, D. C.

For a description of this species see the Journal of this Society, Vol. LVI, Part II, No. 3, 1887, page 352.

Dr. P. Dietel (Leipzig) to whom I sent specimens of this fungus thinks it is a new species.

c. LEPTUROMYCES, Schröter.

4. UROMYCES SOLIDAGINIS, Niessl.

Cn *Solidago Virgaurea*, L.

This host may be found in some localities largely attacked in August and September. Attention is drawn to the fungus by the circular discoloured patches produced, mostly on the radical leaves, but sometimes also on higher leaves. An attacked plant, however, does not usually form a flowering stalk. These discoloured patches (pale yellow)

when first coming to notice are about 5 m.m. in diameter, and then bear but a few spore pustules on the lower surface; but as they grow older they enlarge, become paler, and therefore more conspicuous, bear very numerous minute pustules, still mostly on the lower surface, but a few isolated ones on the upper surface also. An old patch may attain a diameter of 1 c.m. A single leaf may bear from 1 to 30 patches and even more. The spore pustules are minute brown sori, with the spores fairly adherent. If these spores be examined they are found to be teleutospores; there are no uredospores. A careful search over both the upper and lower surfaces of patches disclosed no spermogonia, even on the youngest.

Each spore is pale brown, with a small portion of stalk adhering, much thickened at the apex, and with a clearly defined nucleolar space. Through the apical thickening a germ pore may be seen. The free end of the spore is usually rounded, but is sometimes conical, and may even be pointed. The surface of the spore is smooth. The fresh spores examined in water measure 27 to 30 by 17μ , the apical thickening being 10μ . These spores germinate at once, if placed in water in a watch glass, in the usual way, producing four sporidia on long narrow sterigmata. The sporidia are round to oval, measuring from 10μ in diameter to $12 \times 10\mu$. These also germinate readily. If the spores are placed in a hanging drop of water, with very little air, the peculiar germination described by Kienitz-Gerloff as occurring in *Gymnosporangium* spores takes place. That is to say, the end of the promycelium breaks up into three or four cells, which become detached, and which further germinate by throwing out a germ tube. I have already described this in a paper on the life history of *Cœoma Smilacis*, the teleutospores of which exhibit the same phenomenon.* These detached cells, which apparently act as sporidia, measure from 8×8 to $18 \times 9\mu$, or on an average of several measurements $14.0 \times 8.1\mu$.

d. MICRUROMYCES, Schröter.

5. UROMYCES STROBILANTHIS, nov. sp.

On *Strobilanthes Dalhousianus*, Clarke.

In autumn the leaves of this host bear numerous pustules on the lower surface. Whilst it is common in some years it is rare in others. I could not, for instance, find any in 1889. The spores are very firmly adherent to their beds and when scraped off retain a portion of stalk. They are more or less elongated bodies, reddish brown by transmitted

* Scientific Memoirs by Medical officers of the Army of India, Part IV, 1889.

light, with the free end considerably thickened. When well moistened the spores measure from 26×16 to $34 \times 14\mu$, or on an average of several measurements $30.4 \times 14.6\mu$. The length of the stalk adherent is usually about 40μ . They germinate only after a period of winter rest; at least they do not germinate in autumn; but I have not observed their germination in spring.

This teleutospore has no genetic relationship with the *Aecidium* borne by the same host.*

6. UROMYCES McINTIRIANUS, nov. sp.

On *Hemigraphis latebrosa*, Nees.

This fungus was collected by Mr. A. L. McIntire, of the Forest Department, in the Simla region; but I have not myself found it. The pustules are circular, minute, coalescing, and mostly hypophyllous. The spores are brown, coming off with a long piece of stalk attached. They are oval, contracting slightly towards the stalk, slightly thickened at the apex which is rounded, and quite smooth on the surface. Among them are a few two-celled spores (*Puccinia*) and some fewer single celled but much larger spores, possibly though not probably of the nature of uredo-spores. The teleutospores vary considerably in size, $33 - 24 \times 26 - 18\mu$, when just moistened. The few two celled spores measured $38 - 32 \times 24 - 16\mu$. These spores are also brown, rounded at both ends, smooth, and with little or no constriction at the septum. The large single-celled spores measured $36 - 34 \times 27 - 22\mu$. None of these spores germinated when placed in water; but they had been preserved some months in botanical drying paper.

Remarks.—As far as I am able to determine this is a new species and I have named it after the collector.

PHRAGMIDIUM, Link.

a. EUPHRAGMIDIUM, Schröter.

1. PHRAGMIDIUM SUBCORTICIUM, Schrank.

On *Rosa moschata*, Mill.

I found this host attacked by a species of *Phragmidium* early in September. The leaves bore at this time both yellow uredo- and black teleutospore pustules, the latter readily distinguishable from the species on *Rubus* by their smaller size, and by their irregular and general distribution over the lower leaf surface, instead of being in special cir-

* Scientific Memoirs by Medical officers of the Army of India, Part II, 1886.

cular patches on the leaves. On examining the yellow pustules they were found to contain numerous uredospores, with some immature looking yellow teleutospores, while the black pustules contained mostly dark brown teleutospores. These spores were put at once into water, and while the uredospores germinated in the usual way no teleutospore did so.

The *uredospores* are angular orange red bodies, with an episporium beset with numerous warts (almost spines) and punctured by 7 to 9 germ pores. They measure about 26 to 30μ in diameter. Only one germ tube is emitted by each spore.

The *teleutospores* are readily distinguished from those on *Rubus* by their pointed or mucronate ends. In young pustules some teleutospores are orange yellow, though most are dark brown. They are also more divided, each containing usually 7 or 8 cells, but sometimes even ten. They measure about $100 \times 33\mu$ (an unusually long spore with ten compartments measured $126 \times 33\mu$). The spores are covered with coarse warts. Another peculiarity consists in a very well marked bulging in the stalks with a cavity containing yellowish granular matter (fig. 3, Pl. I). These spores germinate only after a period of winter rest. In April I obtained sporidial formation in spores I had kept since the preceding autumn. The sporidia are spherical, bright orange red, and 9.5 to 12.5μ in diameter.

The *acidial stage* consists in the formation of very bright orange red beds, sometimes of very extensive area. These beds are formed on the leaves and on the smaller stems, and the mycelium bearing them always gives rise to hypertrophy, sometimes very excessive, on the stems. In the latter situation the hypertrophy is due to an excessive enlargement of the parenchyma cells between the hypodermis and the central vascular bundles. This stage is met with throughout the summer months. The acidiospores are given off in long chains, but there is no peridium of any kind. The margin of beds is, however, fringed with club-shaped paraphyses. In this stage spermatogonia are numerous. They are superficial, and frequently coalescing groups of them may be found on the upper leaf surface opposite a bed of spores below. The acidiospores are pale orange red or yellow oval bodies, measuring on an average $20 \times 17\mu$. The episporium is thick and beset externally with tubercles.

A bush in my garden is frequently attacked with this acidium-bearing fungus, but curiously enough it never bears teleuto- or uredospores.

Remarks.—This is probably *Phragmidium subcorticium*, but the hyaline point at the free end of the teleutospores is not nearly so long as is given by Schröter and Plowright in their works. I would also

draw attention to the resting property of the teleutospores which is in strong contrast with the immediate germinability of the next species.

b. **HEMIPHRAGMIDIUM**, Schröter.

2. **PHRAGMIDIUM RUBI**, Pers. ?

On *Rubus lasiocarpus*, Smith.

A *Phragmidium* on this host is fairly common. On the 21st February I collected some leaves bearing both yellow uredo-like pustules and black teleutospore pustules on separate green leaves. Both kinds of pustules are hypophyllous, in scattered circular pustules, indicated above by a brownish red discoloration of the leaf, especially marked in the case of teleutospore formation. I put some spores from each kind of pustule into growing cells on the following day; but whilst none of the teleutospores from the black pustules germinated, several of those contained in the yellow pustules did so freely, forming ordinary promycelia, dividing into four parts, each bearing a sporidium at the end of a pointed sterigma (fig. 5, Pl. I). The sporidia are round orange yellow bodies, 8 to 10μ in diameter, the diameter of the promycelial tube being 8μ . These latter teleutospores were among numerous uredospores, and were orange red in colour as contrasted with the deep brown of the former teleutospores, which would not at this time germinate. The orange yellow teleutospores were evidently just formed, and, indeed, but for their ready germinability, would be described as immature spores, the more so as they contain fewer cells than the brown spores, namely, 3 to 5 cells against 5 to 7 in the brown spores. Curiously enough the uredospores, which were in the majority in such pustules did not germinate in the cultivations in which the young teleutospores did.

The uredospores are round pale orange yellow bodies, with numerous club-shaped paraphyses among them. They are tuberculated on the surface, and measure about 21μ , in diameter. I never succeeded in observing their germination (fig. 6, Pl. I).

Later in the year, from July to December, fresh crops of black teleutospore pustules are produced, without any uredospores. Some of these later teleutospores, which are dark brown and many-celled (on an average six-celled), I put into water on the 10th September, and now they germinated very freely, producing immense numbers of sporidia (four to each promycelium), round or pyriform in shape, orange yellow in colour, and 10 to 12μ in diameter. These brown teleutospores measure on an average $100.8 \times 37\mu$; but of course they vary consider-

ably, especially in length. The free end of the spore is rounded, with occasionally a minute knob. The surface of the spore is beset with tubercles (fig. 4, Pl. I).

I have never seen any aecidial form of this species.

I may add that I collected some of these telentospores from green leaves in the middle of December, and placing them in water found that they germinated very freely, even so late in the year as that.

Dr. P. Dietel is inclined to think this is a new species as it differs from *Phr. Rubi* in having thick stalks and in frequently wanting an apical cone. He thinks it comes near the Australian *Phr. Barnardi*, Plow et Winter though the latter has lighter coloured spores and forms small punctiform pustules.

c. PHRAGMIDIOPSIS, Schröter.

3. PHRAGMIDIUM QUINQUELOCULARE, nov. sp.

On *Rubus biflorus*, Ham.

In April, the stems bear orange yellow pustules, the leaves very rarely. These are probably aecidia. The spores are brilliantly orange red, bluntly angular with slight thickenings at the angles, and densely beset with warts. The fresh spores measure $24 - 20\mu$. in diameter. The margins of the pustules are surrounded by club-shaped paraphyses. On applying sulphuric acid (with a view to determining the existence of germ pores, in which I was unsuccessful) the spores first turn deep blue and then later pale blue. The spores germinate readily in water throwing out exceedingly long slender unbranched tubes.

On old dead leaves I found numerous minute, circular, discrete, black teleutosporic pustules, very unlike those of *Phr. Rubi* (above described) to the naked eye. The telentospores are mostly brown, but some are orange red, and are very regularly divided into 4 to 5 cells, each well rounded, with a minute, colourless rostrum at the free end. The stalk is slightly bulged, and contains a cavity. They measure $80 - 64 \times 22 - 20\mu$. The length of each cell is about $12 - 13\mu$. I could not determine the number of germ pores to each cell.

After a winter rest the teleutospores germinate freely. The procelia before forming sporidia are filled with orange red matter. The sporidia are spherical and orange red, measuring 12μ in diameter, and are borne on fairly long narrow and pointed sterigmata.

Remarks.—I do not think this fungus is identical with *Phr. Rubi* Pers, *Phr. violaceum* or *Phr. Rubi-Idaei*, Pers. I have regarded it as a new species provisionally; but it is difficult to be certain about this.

d. PHRAGMIDIUM (INCOMPLETE.)

4. PHRAGMIDIUM INCOMPLETUM, nov. sp.

On *Rubus paniculatus*, Smith.

In March I found the leaves of this host bearing the uredospores (aecidiospores?) of some species of *Phragmidium* probably, which I have not been able to determine, never having seen the teliospores. It was found in a deep valley near Simla. The nerves of the leaves were mostly attacked, and in such places they were distinctly hypertrophied: a few pustules were also found, however, upon the blade proper. The pustules were entirely hypophyllous, but their places were indicated on the upper surfaces of the leaves by reddish brown spots of discolouration. The pustules were light yellow and small.

The spores are yellow, round to oval, beset with prominent spines, and measured when fresh $34 - 30 \times 25 - 23\mu$. There are no paraphyses. They germinated readily in water, throwing out single long unbranched straight tubes, mostly aerial.

Remarks.—In this incomplete stage it is impossible to identify it with any known species.

MELAMPSORA AND COLEOSPORIUM.

I have found considerable difficulty in separating certain Uredines into *Melampsora* and *Coleosporium*, mainly because I have not been able to observe the germination of the teliospores sufficiently accurately. Apart from this, however, the morphological characters of each group are sufficiently definitely set forth in Winter's work* to enable one to separate them with confidence, were these characters maintained in each species. For example, it is stated that in the genus *Melampsora* the teliospores are single-celled, or vertically divided, rarely horizontally, and that the uredospores are borne singly on basidia; whilst in the genus *Coleosporium* the teliospores consist of several, usually four, superimposed cells, and the uredospores are in short chains. But in the case of the Simla forms these characters are not separately maintained, for whilst in some species the teliospore forms conform with the description of *Melampsora* spores the related uredospore forms resemble *Coleosporium* forms. This is the case, for example, with the parasites on *Hypericum* and *Leptodermis*. In these species the teliosporic forms are distinctly of the *Melampsora* type, whilst the uredos being in well defined chains, resemble *Coleosporium*. As the teliospores are the more important I have considered these forms species of *Melampsora*.

* "Die Pilze Deutschlands," &c.

In only one species, namely, that on a species of *Salix*, do the characters of the teleutospores and uredospores coincide with the descriptions given by Winter. This would appear to show that the distinctive characters of the uredospore formation in the two genera as usually given, are not of generic value. Lastly, I would draw special attention to the formation of spermogonia in one of these fungi, namely, on *Hypericum*. So far as I am aware the existence of this form of fructification has never yet been observed in any other species either of *Melampsora* or of *Coleosporium*.

MELAMPSORA, Castagne.

a. HEMIMELAMPSORA, Schröter.

1. MELAMPSORA SANCTI-JOHANNIS, nov. sp.

On *Hypericum cernuum*, Roxb.

This is a very remarkable parasite, causing very noticeable abnormalities in the host; for not only are its leaves sometimes covered with conspicuous localised patches of discoloration, but whole shoots are often involved (fig. 3, Pl. II). In the latter case the shoot is, before the formation of teleutospores, of a sickly pale yellowish green colour; often hypertrophied when quite young; but this hypertrophy is masked later on by arrested growth of the shoot, and the normal shoots of equal age continuing to grow throw the attacked shoots out of comparison. The leaves borne by such attacked shoots are always considerably smaller than healthy ones. The fungus in one form or another is to be met with almost throughout the year upon the living host. It is extremely common in this neighbourhood, and plants are often met with completely eaten up with it. The normal course of the fungus through the year is as follows:

In early spring (March) both the localised leaf patches and wholly involved shoots are abundantly met with; but the latter are always more abundant than the former. In April some uredo pustules are formed on both localised patches and on the leaves of wholly involved shoots; but much oftener on the latter. These pustules are, however, very uncommon, and must be looked for diligently. I have found them only in April. During the time uredo pustules are formed spermogonia also are found on the same leaves. These are mainly epiphyllous, though a few may be found also on the lower surface. The uredo pustules are minute circular pale yellow sori, mostly hypophyllous. After April there is a cessation of activity in the reproduction of the fungus until July. In this interval, however, if from unusual wet weather new shoots are formed by the host, some of them are found

attacked. Under similar circumstances a few localised patches are also found; but as a rule the interval is one during which the fungus is comparatively rare. Early in July, after the commencement of the rains, the host puts forth new shoots abundantly, and many of these are then found to be wholly attacked; localised patches are very rare, and almost entirely absent. The September, towards the end of the rains, localised patches are again formed, and become fairly abundant, though not so abundant as in spring. Lastly, from October to spring the fungus is again rare in both forms; and, indeed, in the depth of winter (December to February) it may be said to be absent.

The localised patches are found on quite healthy leaves. When quite young they are circular, very conspicuous, especially on the upper leaf surface, from their yellowish green colour, and measure about 5 m.m. in diameter. The edge of the patch above is often surrounded by irregular reddish brown spots. The patches in time increase considerably in area. A single leaf may contain from 1 to 8 such patches.

The leaves of wholly involved shoots are generally covered on their under surfaces with irregular beds of a brownish orange to deeply orange colour, forming diffused blotches, which often in time coalesce, and uniformly cover the whole of the lower leaf surface. A few such blotches sometimes occur on the upper surface also; but rarely.

The *uredospores* are given off in short chains, and there are no paraphyses among them (fig. 2, Pl. II). They simply burst through the epidermis, a fray of which may be seen on the margin. The whole depth of the uredo bed is about 0.100 m.m. They are very irregular in size and shape, pale orange or yellowish red in colour, with an epispore finely tuberculated. They measure when fresh and examined in water $25.3 \times 21.7\mu$ on an average, varying from 22×20 to $30 \times 28\mu$. After lying many hours in water they measure $38 \times 30.8\mu$ on an average, varying from 25.2 to 44.1μ in diameter. They germinate in water, but not readily, throwing out a simple germ tube. In transverse sections three to four ripe spores may generally be seen in a row, with as many immature ones below. It is noteworthy that in fully involved leaves from wholly attacked shoots there is no differentiation of the leaf tissue cells into palisade and spongy cells: the former are, however, quite typical in normal leaves (fig. 2, Pl. II).

The *teleutospores* are formed beneath the epidermis, which is gradually lifted and disorganised, laying the spores bare. These beds, when just formed, are seen in transverse sections of leaves to be very slightly elevated above the general epidermis level. The depth of such a bed is about 30μ . When transverse sections of leaves through teleutospore beds are kept in water the spores germinate, throwing out a simple

promycelial tube, measuring 4 to 6 μ in diameter, which bears a sporidium 6 μ in diameter. The teleutospores are long very narrow cells, very densely packed together side by side (fig. 1, Pl. II); so much so that in section the spores are polygonal. Each spore is about 26 μ long and 6 to 8 μ broad. The spores are never horizontally divided but are sometimes obliquely divided. Fig. 4, Pl. II represents a surface view of portion of a spore bed. It will be seen how small they are in diameter.

The *spermogonia* are large flat structures, very frequently contiguous to a uredo pustule. They measure from 0.252 to 0.346 m.m. in width, and 0.126 to 0.144 m.m. in depth, and their bases rest upon subepidermal tissue (fig. 2, Pl. II). They appear to have no tuft of paraphyses protruding, at least I saw none in the numerous permanently mounted preparations I made and examined.

Remarks.—This is evidently distinct from *M. Hypericum* (D. C.) as both the uredo- and the teleutospore beds are large and extremely conspicuous, whilst those of the European species are said to be very inconspicuous and small.

2. MELAMPORA LEPTODERMIS, nov. sp.

On *Leptodermis lanceolata*, Wall.

Early in August the leaves of this host discover small saffron yellow uredo pustules on the lower surface, with pale yellow spots on the upper surface opposite them. The leaves are generally extensively bespattered with these pustules.

The *uredospores* are given off in chains (fig. 6, Pl. II), and are orange yellow (more yellow than orange), round, or slightly oval, beset with prominent spines. The fresh spores examined in water measure 25 \times 20 μ . I did not observe their germination: they refused to germinate in water on the several occasions I examined them. There are no paraphyses among the uredospores.

At the same time some bright orange red, more or less waxy looking beds may be seen interspersed among the uredo pustules, which are the *teleutospore beds*. The uredo stage is quickly over, and towards the end of August only teleutospore beds are found. These beds rest on the subepidermal cells. They are formed below the epidermis, which they gradually lift up and disintegrate. In transverse sections through newly formed beds it is seen that they are somewhat elevated above the general epidermis level. Such young beds measure about 30 μ in total depth, 18 of which is above the outer surface of the surrounding epidermis. This elevation continues as the bed grows older, until at last its base is on the level of the outer surface of the epidermis.

The *teleutospores* are brilliant orange yellow in colour, and are usually single celled, and somewhat thickened at the free end, and the whole bed is covered externally with a thin hyaline layer (fig. 5, Pl. II). Each spore measures about 13μ in breadth, and 30 to 35μ in length: each usually displays a clear nucleolar space. When a portion of leaf blade containing teleutospore beds is kept in a moist atmosphere the latter are found after some hours covered with minute orange red hairs, just distinguishable with the naked eye. These are the promycelial tubes which each bear a very large oval deeply orange red sporidium, measuring about 27 by 15μ , attached asymmetrically to the sterigmata. These sporidia germinate readily in water throwing out a simple germ tube, into which the orange red contents wander. As affected bushes have usually immense numbers of pustules on almost every leaf I thought there might be a perennial mycelium; but an examination of the stem bearing numerous such leaves showed no trace of mycelium.

A very remarkable peculiarity in this fungus is the occurrence of hypertrophies on the leaves and smaller stems, bearing *Puccinia* pustules. It is so extraordinary that one is inclined to believe that it is an accidental association of two parasitic fungi, each perfectly independent; and this view commends itself the more favourably when I note that I never found these *Puccinia* hypertrophies on any other than one particular bush. On this bush, however, I collected many, and a few of them were on leaves bearing immense numbers of *Coleosporium* teleutospores. As the *Puccinia* were so intimately associated with the *Coleosporium* I will note its characters here, leaving the final determination of accidental association, or relationship, to future biological experiment.

I found these *Puccinia* hypertrophies on the 7th August, when the *Coleosporium* is in full growth, on the stem, petiole, and leaf blades. The hypertrophies were studded with black pustules containing *Puccinia* spores. The spores are firmly adherent, and when scraped off appear brownish yellow to the naked eye. By transmitted light they are pale brownish yellow bodies, with thin walls, and very clearly defined nucleolar spaces in each cell. They are clearly, though not deeply, constricted at the septum; sometimes with a slight apical thickening, but oftener not. Externally they are smooth (fig. 7, Pl. II). The fresh spores examined in water measured from 42 to 47μ in total length, and 20 to 24μ in breadth at the septum, which divides the spore into two almost equal halves. The stalks adhering to the scraped off spores are very long, measuring in diameter 5μ at the far end to 10μ at the insertion into the spore. I placed these spores into water with a view to observing their germination: but they do not germinate apparently until after a period of rest.

3. *MELAMPSORA SALICIS CAPREÆ*, (Pers). ?On *Salix*, sp.

In April I found this host attacked by a uredo-bearing fungus, but by no means largely. Young shoots were attacked, and in such cases every leaf bore beds. The uredo pustules were extremely numerous on each leaf, and on the lower surface mostly, with only a few on the upper surface. These are round or oval and prominent (hemispherical). The spores are pale yellowish orange, and very deciduous, and each pustule contained club-shaped paraphyses (fig. 8, Pl. I). The spores were very uniform in size and round, measuring 20μ in diameter when examined fresh. The episore is coarsely tuberculated and the contents granular. I placed these spores in water in a watch glass, but they did not germinate.

After this I lost sight of the fungus until July, when I saw the same host in the same locality much more extensively attacked, probably by the same parasite. Now the leaves were more generally attacked, not as before only leaves on particular shoots. The leaves exhibited patches of discolouration, blackish brown in the centre with a surrounding zone of brownish red, and lastly the whole surrounded by an irregular zone of pale yellow. On the lower surfaces of such patches spore beds were erupted. On the blackish centre there was usually a central pustule, surrounded by a circlet of others; and beyond this circle, and outside the blackish centre, irregularly disposed small yellow pustules. The spore beds everywhere contained the same uredospores, with very large club-shaped paraphyses surrounding the base, and sparsely also among the spores. A uredo bed may often be seen in the middle of teleutospore beds. The uredospores are not given off in chains but are borne singly on stalks (fig. 8, Pl. I). These spores are oval, and beset sparsely with coarse spines. The fresh spores measure $28 \times 22\mu$, on an average. The heads of the paraphyses are smooth.

Again in September I found the leaves bearing teleutospore fructification. The leaves were now speckled irregularly on their lower surfaces with orange red spots, mostly round but sometimes of an irregular shape from the coalescence of pustules. With a field lens a central cushion of spore beds may be seen, about 2 to 3 m.m. in diameter. On the upper leaf surface these invaded areas are dark red and very conspicuous. Individual leaves are often very extensively attacked. The central spore cushion contains uredospores with extremely large capitate paraphyses. The spores are very pale yellow and echinulate, oval to round, 23μ in diameter to $26 \times 21\mu$. The heads of the paraphyses measured 27μ in breadth by 34μ in length. The teleutospores in mounted specimens, after treatment with alcohol, measure from 34 to 54μ in length and 8μ in breadth.

Remarks.—I have thought it best to name this fungus *M. Salicis Capreae*; but further research may show it to be different.

COLEOSPORIUM, Léveillé.

HEMICOLEOSPORIUM, Schröter.

1. COLEOSPORIUM PLECTRANTHI, nov. sp.

On *Plectranthus Gerardianus*, Benth.

This host begins to be attacked towards the end of July, and in August is in the uredo stage. The pustules are entirely hypophyllous, and consist of little yellow heaps of the size of an ordinary pin's head. The pustules sometimes exhibit a circinate tendency. The position of pustules above is indicated on the upper leaf surface by yellow areas, irregular in size and contour. Some leaves have very numerous areas of invasion, whilst others have but very few. The uredospores are very pale yellow, oval, densely tuberculated, measuring on an average when fresh and in water $24 \times 17\mu$. The epispore is very thick; but I could not detect any germ pores. They are given off in fairly long chains.

Around these uredo pustules, early in August, some indistinct smears of orange red colour may be seen, the commencing telentospore beds, and these rapidly acquire prominence. At the end of August telentospore beds are very numerous: they are strictly hypophyllous on the uredo areas of invasion. The beds are bright orange red waxy looking cushions. A uredo pustule is often, though not always, the centre of a concentric arrangement of telentospore beds. At the end of August I put some uredospores and some sections of leaf blade through telentospore beds into water. The former did not germinate, probably because they were too old; but the latter produced a few oval sporidia. I was unfortunately unable to make out the exact morphological form of the promycelium; but as far as I could see it was of the nature of a *Coleosporium* one. The telentospore beds are covered with a well marked hyaline layer, and the top of each spore often presents a globular mass of the same hyaline substance. The spore cells are usually single but sometimes divided into two or three parts. The whole length of a spore is about 24 to 28μ , and in breadth about 12 – 14μ , (fig. 4, Pl. IV).

2. COLEOSPORIUM CLEMATIDIS, nov. sp.

On *Clematis montana*, Don.

Clematis Buchananiana, D. C.

A *Coleosporium* on *Clematis montana* is not infrequently found about Simla during August to October: it is not, however, common in the

neighbourhood of the station. Deep orange red waxy looking beds are formed on the under surfaces of the leaves, frequently circinating round a central uredo pustule of much paler and more yellow colour. A single leaf may bear numerous such pustules. On the upper surface the position of these beds below is indicated by irregular patches of paling, not of definite outline or shape.

The *uredospores*, given off in chains, are orange red, densely beset with large tubercles, and measuring when fresh $30 \times 20\mu$ on an average; but varying a good deal in individual measurements.

The *teleutospore beds*.—In *Olematis montana* the teleutospores are usually divided into four cells by transverse septa (fig. 3, Pl. IV). The average length of each spore is about 50 to 60μ and 12 to 14μ in breadth. A single sporidium is formed by each cell on a long narrow sterigma (fig. 5, Pl. IV). The spore beds are initially formed beneath the epidermis.

A little later (September) a similar parasite may be found on *O. Buchananiana*; but I am not certain that it is of the same species. In the absence of biological data it may be regarded provisionally as the same. The circinate arrangement of teleutospore beds around central uredo pustules is not observed on this host. The uredo pustules are saffron yellow, and scattered irregularly over the lower surface of the leaf.

The *uredospores*, here also given off in chains, are pale yellow, tuberculated, and measure when fresh $27 \times 22\mu$.

The *teleutospore beds* are brick red, and occur here and there amongst the uredo pustules, which are at the time I got specimens (September), much more numerous, the reverse being the case in the former host. These beds form, as above, elevated cushions on the surface, above the level of the epidermis. In transverse sections the free surface is seen to be covered with a thin hyaline layer, about 25μ in depth. In such sections the palisade layer of cells on the opposite side are seen to be undisturbed. The whole depth of the teleutospore beds in fresh sections examined in water was found to be about 0.189 m.m. Each teleutospore in this host is larger than on the former, measuring about 80 to 100μ in length by 14μ in breadth. Moreover the spores on this host are usually not divided, but sometimes into 2 or 3 parts.

3. COLEOSPORIUM CAMPANULAE, Pers.

On *Campanula colorata*, Wall.

Even as early as the 6th February (1889), a few days after the snow had melted, I found this host bearing brilliant orange red uredo-spore pustules. At this time only the young lowermost leaves and their

petioles were thus attacked, the pustules breaking out from both surfaces of the leaf blade. At this time I found that the uredospores germinated freely in water, throwing out a simple long tube (about 200μ in length, and 5μ in diameter), into which the coloured contents of the spore wandered, leaving the walls of the latter colourless. In March this stage is still common, but now the sori are more frequently erupted from the lower surface of the blade, a few pustules occurring on the upper surface, exactly opposite some below. Still only the lower leaves near the ground are attacked. The sori on the lower surface tend to coalesce now. Towards the end of March the uredospores do not germinate so readily in water. The fungus is then missed to general observation until early in July, when a new crop of uredo pustules attracts attention. These are numerous erupted from the upper leaf surface, and now from the upper leaves on the stalks. At the same time such attacked plants usually exhibit some generally paled lower leaves, on the lower surfaces of which waxy orange red elevations may be seen, which are teleutospore beds. The same leaves usually bear a few uredo pustules as well. This stage continues throughout August; but the teleutospore beds increase in numbers whilst the uredo pustules diminish and become very scarce, though never entirely absent. At the end of September a third crop of uredo pustules is produced, now all over the green parts of the plant, ascending to, and involving even the green parts of the flower and young fruit capsules. Shortly after this the host withers and dries up. From July onwards the teleutospore beds are constantly met with.

The uredospores of all three crops are alike, both in measurement and in general appearance (fig. 10, Pl. IV). They are given off in chains, are orange red, thick walled, beset with tubercles, and measure on an average $21 \times 17\mu$; but after lying in water for 12 to 24 hours $25 \times 18\mu$. Each spore appears to have three germ pores.

The teleutospores are covered by a well marked hyaline layer. The spores are orange red and are divided by transverse septa into 3 to 5 cells (fig. 2, Pl. IV). The average length of each complete spore is 40 to 45μ , and the average breadth 14μ .

Remarks.—I have named this species provisionally *C. Campanulae*; but it should be noted that both the uredo- and teleutospores are smaller in the Simla species; neither are the uredospores so variable in size and shape as they appear to be in the European species.

GYMNOSPORANGIUM, Hedwig f.1. **GYMNOSPORANGIUM CUNNINGHAMIANUM**, Barclay.

On *Cupressus torulosa*, Don.

And *Pyrus Pashia*, Ham.

For a detailed description of this, the only species of *Gymnosporangium* in this region, I must refer the reader to a paper on its life history in the "Scientific Memoirs by Medical Officers of the Army of India," Part V, 1889.

The aecidial stage I have already described in a former volume of this Journal* under the name *G. clavariaeforme*, as at that time its characters appeared to me to agree most nearly with those of that European species. Since the discovery of its complete life history, however, I have no doubt that it is a distinct species, and I have re-named it as above.

The teleutospore stage on *Cupressus torulosa* may be described as follows. The teleutospore beds are hemispherical dark brown compact bodies during dry weather, and are formed on the ultimate small branches as well as on twigs of 4 to 5 m.m. in diameter. During moist weather these beds swell up enormously into gelatinous masses, which quickly assume a yellow ochre colour, due to a rapid formation of sporidia. During heavy rain the gelatinous spore masses fall to the ground.

The teleutospores are slender spindle shaped yellow bodies on long stalks covered with a substance capable of swelling greatly when moistened. When the spore becomes detached from the stalk after moistening a characteristic disc remains at the place of junction. There is no appreciable constriction at the septum, and the walls are usually uniformly thick, with sometimes a slight thickening at the apex. The spores when scraped off dry beds and examined immediately in water measure $75.6 \times 25.2\mu$. Each cell of the spore has two germ pores near the septum. They germinate very readily in water: a promycelium is formed by each cell, dividing into four parts, each forming a sporidium on stout sterigmata. The sporidia are orange red, oval, measuring from 15×9 to $22 \times 14\mu$. The formation of secondary sporidia is not uncommon. Experimental evidence fully confirmed the genetic relationship between these teleutospores and the aecidial form on *Pyrus Pashia*.

* J. A. S. B., Vol. LVI, Pt. II, No. 3, 1887.

CHRYSOMYXA, Unger.**LEPTOCHRYSOMYXA**, Schröter.1. **CHRYSOMYXA HIMALENSE**, Barclay.

On *Rhododendron arboreum*, Sm.

A detailed description of this fungus will be found in the "Scientific Memoirs by Medical Officers of the Army of India," Part V. It is an extremely conspicuous parasite, since it gives rise to witches' brooms on the host, and is very abundant. The fructification of the fungus may be seen from early spring to the end of May. This has its seat especially on the petioles and along the midribs a short distance into the leaf blade. When ripe the fruit bodies, which are orange red, clothe the petioles so densely as to hide it completely. Each separate fruit body is club-shaped. The expanded upper part measures on an average 2 m.m. in diameter, and the whole about 1.5 m.m. in length. These fruit bodies are also occasionally found on the main axis of shoots and as isolated groups on the leaf blade. In a moist atmosphere they become pure yellow from rapid sporidial formation. These fruit bodies are found only on the leaves and stems of the previous year's growth; never on the newest. The shoots attacked are dwarfed in growth, and bear smaller leaves than normal. There are no uredospores.

Localised attack of the leaf blade is not common. When it occurs, always on leaves of the previous year's growth, small patches are formed reddish brown above with a cluster of about 25 fruit bodies on the lower surface. The leaf blade at such places is very slightly thickened.

The mycelium in the stem is perennial. It is of the usual characters, contains an abundance of orange red oil globules and forms haustoria.

The fruit body consists of four parts: (*a*), the primary lowermost stalk cells, forming the stalk of the club-shaped fructification: (*b*), a group of large central cells, three to four in each row, usually forking, and forming the main part of the expanded club end of the fruit body: (*c*), secondary stalk cells, branches of the last, which give rise to promycelia: and (*d*), the promycelia proper, measuring about 50μ in length by 10μ in breadth, and dividing into four cells, each of which produces a sporidium at the end of a narrow sterigma. The sporidia are round or oval, orange red, and measure from 9μ in diam. to $12 \times 10\mu$. The sporidia are thrown off forcibly as in the case of *C. Rhododendri* (D. C.).

2. *CHRYSOMYXA PICEAE*, nov. sp.

On *Picea Morinda*, Link.

I first found this parasite in June at Narkanda (40 miles from Simla) where it is fairly, though by no means very, abundant; but I have since found it fairly common much nearer, namely, at Mashobra, a suburb of Simla. In Simla itself I have never met with it on the comparatively few individuals of the host which are present. At Mashobra I found numerous trees attacked with it in the middle of May, and some very extensively. The upper sides of the needles bore brilliant orange red convex beds, round or oval to oblong. Each needle usually bore several such beds; but varying from 2 or 3 to 16, mostly in a single row. Sometimes, however, there was an imperfect parallel row on the other side of the upper needle surface. I observed that in most trees almost all the beds were on one particular side of the needles, so that they could be much better seen from one side of the tree than from the other. This was probably due to some light effect?

Thus the usual site of eruption is the upper half of the needle surface; but sometimes beds are extruded from the lower side also. In the immediate vicinity of the beds the needles were very slightly paled or yellowed, but very inconspicuously. These fruit bodies occur mostly on the older needles, and by far the most frequently on two-year old needles, and were never present on the youngest just evolved needles. I never found any on the axis. The beds varied from about 0.6 m.m. in diameter to 2.5 or 3 m.m. in length by 0.6 m.m. in breadth. In depth (*i. e.* from the free end to the base on the subhypodermal tissue they usually measured 0.44 m.m.).

The mycelium ramifies among the chlorophyll containing cells between the hypoderma and the endothelial sheath, but appears never to penetrate within the latter. The hyphae are on the whole sparingly distributed, except at the bases of fruit bodies where they are very abundant. They are easily seen in fresh sections as they contain orange red oil globules, and measure 4μ in diameter. The resin canals never contain hyphae; but these are sometimes seen in the air spaces below stomata.

The *fruit body* consists mainly of radiating long oval cells, borne by much septated filaments forming a pseudo-parenchyma. These long cells measure from 0.100 to 0.157 m.m. by 12 to 16μ broad. They may frequently be seen to contain a central well marked nucleus, staining deeply with carmine. These cells are never forked (fig. 1, Pl. IV.) There are a few scattered cells beyond the outer ends of the long cells, on the surface of the fruit body, but they do not appear to

be portions of a promycelium. Unfortunately I have never been able to see any sporidial formation. I have kept needles bearing the fructification in a moist atmosphere, but without seeing any germination. My description of this parasite is therefore very imperfect.

Remarks.—In comparing this fungus with Rees's description of *Chrysomyxa Abietis*, Ung, there appear to be considerable differences, and especially in the large cells forming the main elements of the fruit body. I have examined numerous sections, but have never seen these cells septated, nor forked. It would therefore almost seem that the parasite is more nearly related to *Coleosporium* than to *Chrysomyxa*. The want of observation of the nature of germination unfortunately precludes any decision on this point, and I have included it among *Chrysomyxata* on general rather than on particular analogy. Should future research show that it is in fact a *Chrysomyxa* it would be an interesting example of the very close morphological relationship between this genus and *Coleosporium*.

Among other points of difference may be noticed the larger size of the teleutospore beds in the European species, the smaller number of them on each needle (one to two), their eruption from the *under* surface of the needle, the conspicuous yellow bands of discolouration produced on the needles, the smaller number of teleutospore cells on each fruit body (about 12 against 20 in Simla), and the presence of haustoria.

CAEOMA, Link.

1. CAEOMA SMILACIS, Barclay.

On *Smilax aspera*, L.

For a detailed description of this parasite I must refer the reader to a paper on its life history in the "Scientific Memoirs by Medical Officers of the Army of India," Part IV. It is apparently a complete autoecious species, but the experimental evidence for this is not complete.*

The *aecidial stage* is found in July on the newly evolved leaves and their petioles. Bright yellow patches are formed on the leaves, more or less irregular in shape, and varying in size from a small point to 2 cm. in diameter. These patches are considerably thickened. When mature such patches bear minute brownish papillae on both surfaces, which are the aecidia. The latter open by a pore, through which the aecidiospores are extruded. These patches also bear spermogonia mostly on the upper leaf surface.

In October, when the aecidial stage is disappearing, the same generation of leaves bear *uredo pustules*, formed by a distinct mycelium.

* Since this paper was read I have completed the evidence.

The lower surfaces of the leaves exhibit a few or a very great many slightly paled circular areas on each of which a minute pustule is formed, containing yellowish brown uredospores. The invaded areas are not in the least thickened. When a leaf is not excessively attacked the uredo pustules frequently exhibit a marked circinate arrangement, two circles around a central pustule.

The *teleutospore stage* consists in the gradual production of *Puccinia* spores in the uredo pustules, which latter then enlarge very greatly. The teleutospore beds are well raised dark brown compact masses. If a leaf bearing teleutospore beds be placed in a moist chamber the beds swell very noticeably, and become light brown in colour. This swelling is due to the swelling of a gelatinous sheath enclosing the stalks of the teleutospores.

The *mycelium* bearing uredo- and teleuto-spores does not contain orange red oil globules, does not form haustoria, and does not give rise to any hypertrophy of the host's tissues. That bearing aecidia contains conspicuous coloured oil globules and gives rise to considerable hypertrophy of the host's tissues; but still does not form haustoria.

The *uredospores* are oval or pyriform, pale yellow, and beset externally with very prominent spines. Among them are a few club-shaped paraphyses. They are formed singly on short stalks. The fresh spores measure on an average $46.5 \times 31.7\mu$. The epispore is thickened at the free end. They do not germinate readily in water, and I have consequently not observed their germination with accuracy.

The *teleutospores* are pale yellow, with long stalks surrounded with a gelatinous sheath. The free end is thickened. They vary in length from 74.0 to 50.8μ : the upper cell varies from 38×16 to $25 \times 15\mu$, and the lower from 36×16 to $25 \times 15\mu$. The spore is slightly constricted at the septum, and measures about 14μ in breadth. They are firmly adherent. The epispore is smooth. When the stalk is swelled in water the thin central axis is clearly defined as in *Gymnosporangium*. The spores germinate by forming two usual promycelia, but instead of forming sporidia on sterigmata, the four cells of each promycelium separate from one another, and apparently represent sporidia. These detached cells measure from 14×8 to $18 \times 11\mu$. I never observed these cells germinating. At the time I wrote the paper referred to above I had never witnessed any variation from this mode of germination. At that time all my cultivations were made in hanging drops of water in a confined atmosphere. Recently, however, I caused the teleutospores to germinate in water in a watch glass, in a large moist atmosphere (as recommended by Plowright), and then the usual sporidial formation took place. The sporidia are oval and orange red and measure from 10μ in diameter to $18 \times 8\mu$.

The *acidium* is deeply placed and is not bounded by any peridium, but by a layer of convoluted hyphae. The acidiospores are given off successively from basidia, but ripe spores do not remain attached to one another in rows as usual. As each spore ripens it is cast off, and the spore below, which up to this time remained in a rudimentary condition, then grows rapidly, forming another ripe spore, and so on. The spores are pale yellow, mostly oval, with an episore of variable thickness, thickened at one end, and beset with large coarse spines, which are deciduous. The fresh spores measure $43.2 \times 25.6\mu$ on an average, varying from 36×28 to $52 \times 16\mu$. The thickness of the episore is usually about 4μ , and 6 to 10μ at the thickened end. These spores, like the uredospores, do not germinate readily in water.

The *spermogonia* are plentiful, are deeply set, and a tuft of paraphyses protrude through the mouth. They measure 145μ in depth, and 157 in breadth.

2. CAEOMA MORI, nov. sp.

On *Morus alba*, L. var. *θ. serrata*.

This fungus is one of those species situated so nearly between two genera that it is somewhat difficult to decide to which it belongs. On the whole I am inclined to regard it as a species of *Caeoma*.

Curiously enough I only once found it, namely, in November, 1885, and although I have frequently searched for it again I have never succeeded in finding it. Owing to this circumstance my notes of it are very imperfect.

The aecidia are hypophyllous. Although there is no regular coherent peridium the outer acidiospores resemble peridial cells in being colourless and larger than the acidiospores proper (fig. 6, Pl. IV), which are reddish yellow, round or oval, and measuring when fresh from 14μ in diameter to $20 \times 14\mu$, but on an average $17 \times 14\mu$. The episore is thick, measuring 2μ . The outer colourless pseudo-peridial cells measured from 19×11 to $22 \times 12\mu$. I did not observe the germination of the acidiospores.

ISOLATED UREDO FORMS.

Of isolated Uredo forms six are known to me. Among these two are remarkable, namely, those on *Vitis himalayana* and on *Gomphrena globosa*, the former for forming columnar spore masses, and the latter for producing a curious flocculent mycelium on the surface of water when allowed to germinate there in a moist atmosphere.

1. UREDO EUPATORIAE, (D. C.) ?

On *Potentilla* (*Kleinicura*, W. and A. ?)

This host may sometimes be found in July extremely attacked by a uredo bearing fungus. Brilliant orange red or yellow pustules may be found in great numbers on the stem, leaves, petioles, bracts, and even fruit. The spores are brilliantly orange red, irregularly round, beset externally with spines or tubercles, measuring on an average 20μ in diameter when fresh. When placed in water they germinate readily, and normally like uredospores.

2. UREDO BUPLEURI, nov. sp.

On *Eupatorium falcatum*, L.

In September this may be found attacked. Numerous minute brown circular pustules are borne on the lower leaf surface, with some irregular discolouration on the opposite or upper leaf surface. The host is at this time in full flower. The spores are brown, round, measuring when fresh 20μ in diameter, with an epispore studded with shallow warts, and with three germ pores usually, but sometimes four. When placed in water they germinate readily in the usual manner of uredospores. Though I have examined pustules up to the time the host dies and is withered up I never saw any other form of spore.

3. UREDO CRONARTIIFORMIS, nov. sp.

On *Vitis himalayana*, Brand.

This host is very extensively attacked with a peculiar uredo-like affection, suggestive of *Cronartium*, since the spores are aggregated together into small cylindrical columns, with numerous curved paraphyses at the bases of the columns. The whole, column of spores and paraphyses, are borne on minute papillae on the lower leaf surface. The column of spores is about 1 to 2 m.m. in length, and 0.19 to 0.25 m.m. in diameter.

The parasite is first met with towards the end of July, but continues to increase in abundance until the leaves fall off in autumn (October and November). The pustules are exceedingly small, and are distributed in immense numbers all over the lower surface of the leaf blade. The upper surface of the leaf is studded with reddish brown stains, which makes this otherwise inconspicuous fungus remarkable.

When these columnar heaps of spores are scraped off, which may very easily be done with a light touch, and placed in water, they readily break up into their component elements, and the weight of a cover glass

immediately dissociates the spores. Even when a leaf bearing these columns is first hardened in absolute alcohol the columns do not attain any greater coherency.

The individual spores are obovate or club-shaped, and fairly densely covered with spines. They are pale orange yellow, and measure about 30×18 to $27 \times 18\mu$ when fresh (fig. 9, Pl. IV).

The earliest formed pustules are yellowish in colour, but later, at the end of August, when the fungus is extremely common, the pustules are brown. The leaves are now old and this may be the sole reason, for the spore columns and spores are identical in size and structure, though the latter are also brownish now. Placed in water the spores of both colours germinate similarly, exactly like uredospores, and very readily, even up to the middle of October.

In August, when the parasite is beginning to appear, I tied some leaves bearing yellow pustules to a plant in my garden which was quite healthy, and in September many of its leaves were studded with similar yellow pustules.

Although I looked carefully and continuously for some teleutosporic form I never found any trace of such.

4. UREDO APLUDAE, nov. sp.

On *Apluda aristata*, L.

This grass harbours a uredo bearing fungus towards the end of September, but I have never found any teleutospores on it. The uredo pustules are brown, small, oval to linear, very inconspicuous in that it gives rise to no appreciable discolouration in the blade, and entirely hypophyllous. The spores are round to oval, pale brown, thick walled, and measure when fresh $22 \times 20\mu$ on an average. Some few are much larger, viz., about $30 \times 21\mu$. The episporium is densely beset with minute tubercles, and has four germ pores. At the end of October I found the same pustules even on drying leaves.

5. UREDO GOMPHRENATIS, nov. sp.

On *Gomphrena globosa*, L.

Late in October this host is largely attacked in certain localities only. In such places the lower surfaces of the leaves are often densely besprinkled with dark brown, minute, circular pustules, whilst only exceptionally are some found on the upper leaf surface. The upper surfaces of attacked leaves are very slightly paled opposite spore beds on the other side. Spore beds are also formed on the stems and are here linear or oval. The spores are very deciduous, and there are no para-

physes. The uredospores are spiny and yellowish brown, and fall off without any portion of the stalk adhering, although the place of attachment to the stalk is generally very noticeable (fig. 8, Pl. IV). The walls are generally uniformly thick, but in some cases with a very slight apical thickening. The fresh spores examined in water measure on an average $35 \times 26.2\mu$, varying from 32×27 to $40 \times 24\mu$. Each spore has two germ spores. When placed in water these spores germinate at once most freely, forming immensely long germ tubes, so long that if numerous spores are floated on water in a watch glass in 24 hours a white silky mould appears to have been formed by them. In germination they are typical uredospores. I never found any teleutospores though I looked carefully for them until the host withered in winter.

6. *UREDIO DEUTZIAE*, nov. sp.

On *Deutzia corymbosa*, Br.

I found this host attacked with a *Uredo*-bearing fungus in June. The pustules are very pale yellow, hypophyllous, on paled circular areas of the leaf. They are numerous on each leaf. Each pustule, of which there are many on each discoloured patch, is minute and hemispherical. The upper leaf surface is paled opposite the spores below. In general appearance they resemble the *Uredo* pustules of *Melampsora* or *Coleosporium*. The spores are pale orange yellow, sparsely spiny, round to oval, and measuring $25 - 22 \times 21 - 18\mu$, after lying 24 hours in water.

Remarks.—I found fungus while this paper was passing through the press and I have been unable therefore to illustrate it in the plates. I have not had an opportunity for observing its further development, and must class it meanwhile with isolated *Uredo* forms. It may possibly be *U. Hydrangeae*, Berk. et Curtis.

ADDENDA.

In the first portion of this list of *Uredines** containing a description of the *Aecidial* forms I noted that I would defer a description of the two forms occurring on *Pinus longifolia* and *P. excelsa*, as my notes of them were at that time incomplete. Descriptions of them now follow. In addition to these I have noted the characters of other two isolated *Aecidia*.

Since the publication of the second part of this list,† dealing with

* *Journal of the Asiatic Society of Bengal*, Vol. LVI, Pt. II, No. 3, 1887.

† *Ibid.*, Vol. LVIII, Pt. II, No. 2, 1889.

the *Puccinia*, I have discovered six other species, all on the higher *Phanerogamia*, most of them apparently new.

1. *AECIDIUM COMPLANATUM*, nov. sp.

On *Pinus longifolia*, Roxb.

This *Aecidium*, on the needles of *Pinus longifolia*, is extremely common in Simla, and, indeed, it is rare to find the host free from it. I have once only seen it on the stem (var. *corticola*) and my further remarks refer only to the variety on the needles. The *Aecidium* may be found from autumn to June. A minor crop of aecidia is produced in November on the needles developed in spring, and although numerous in certain localities is not by any means so abundant in general as a second crop which commences in February and which gradually reaches a maximum development in May. The crop commencing in autumn is associated with well marked spermogonia, while that commencing in February is apparently without them.

The needles of the host are annual in this region falling from May to June, that is just before the rains set in. At this time the new needles are emerging from their brown scaly covering, and are about 2 to 3 inches long, and, growing rapidly, entirely replace the needles of the year before in July. (I should here mention that a minor evolution of young shoots and needles occurs in autumn, about November). These newly developed needles bear no sign of attack until the middle of August, when many of them, in favoured localities, may be seen bearing paled areas with spermogonia, which long precede the eruption of peridia. After May the dying needles still adherent may still of course be seen bearing peridia; but these are old, and are either empty or contain only a remnant of aecidiospores. In July, when all the old needles have fallen, there is no vestige of the parasite left.

The *aecidia* are large, flat, prominent bodies, reddish yellow in colour, and borne on paled portions of the needles. Each needle bears from 1 to 8 peridia, mostly on the lower or lateral surface. Their length coincides with the long axis of the needle and is very various. The peridia are usually about $\frac{1}{5}$ th inch (5 m.m.) in length, but are sometimes as much as $\frac{1}{2}$ th an inch (12.7 m.m.) in length, and in height from the surface of the needle $\frac{1}{10}$ th inch (2.5 m.m.).

The *mycelium* is confined to the paled areas of the needle, and does not enter within the endothelial sheath. The hyphae ramify extensively among the parenchymatous cells between the endothelial sheath and the hypodermal cells. They do not appear to do any injury to these parenchymatous cells. There are no haustoria.

The *peridium* is very resistant, and when emptied of the orange red aecidiospores is white. It ruptures along the summit or ridge when ripe to allow the exceedingly numerous aecidiospores to fall out. It consists mainly of two layers of cells (in some parts of three) very firmly adherent to one another, by the interlocking of the prominent spines which cover them externally. The walls of these peridial cells are 4μ thick, and the cells themselves measure when moistened from 28×20 to $44 \times 29\mu$, or on an average $38 \times 41\mu$.

The *aecidiospores* are formed in very long rows, those towards the basidia being separated from one another by clearly defined intercalary lamellae. They are oval orange red bodies, with thick episporous, beset with numerous and prominent spines, which doubtless aid in their aerial distribution. The dry spores measure on an average $24.3 \times 17.9\mu$, and when moistened $25.4 \times 17.9\mu$. After lying 24 hours in water they measured $26.4 \times 19.6\mu$ on an average. I never succeeded in getting these spores to germinate in cultivations, although I have tried various fluids.

Spermogonia. These are of the usual structure; but are very large and deeply set.

Remarks.—This species must, I think, be considered different from *Aec. Pini* (Willd) Pers., as the aecidia are very different in shape and size. Whilst the species I have described has large *flat* peridia, from 5 m.m. to 1 c.m. in length and 2.5 to 3.5 m.m. in height, those of *A. Pini* are conical or cylindrical and 2 to 2.5 m.m. in height. Moreover, whilst the aecidiospores of the latter are 30 to 34×20 to 22μ those of the Simla species are 26 — 24×19 — 17μ .

2. *AECIDIUM BREVIUS*, nov. sp.

On *Pinus excelsa*, Wall.

This is an almost equally abundant *Aecidium*, though less prominent than the above, the peridia being much smaller. It is, I believe, a distinct species. I have only met with it on the needles and never on the stem. It is markedly later in appearing to observation than the former. The aecidia begin to appear early in April, and increase in numbers to June. The needles of this host are not altogether annual, though a great many are shed annually, and those attacked by the parasite are apparently always so shed, as after July no vestige of the aecidia remains. New needles begin to emerge from their scaly coverings towards the end of April, and are full grown in July to August. These new needles are never found attacked.

The *aecidia* are like those of the above species, elongated, flattened, orange red bodies, but much smaller (fig. 2, Pl. III). One of ordinary

size measures $\frac{1}{16}$ th. inch in length and $\frac{1}{10}$ th. to $\frac{1}{8}$ th inch in depth. The number of these borne on one needle is usually about four; but varies from one to six, and in exceptional instances even more may be found.

The *mycelium* is confined to the paled portions of the needles and is therefore strictly localised as in the above species. The hyphae ramify among the parenchyma cells between the hypoderma and the endothelial sheath, and does not penetrate within the latter. There are no haustoria.

The *peridium* is very tough and white, consisting of two layers of cells firmly adherent to one another, as in the case of the above species; but the peridial cells are much larger, measuring about $40 \times 22\mu$ or $42 \times 21\mu$ (figs. 6, 7, Pl. III). This difference is so great as to justify me, I think, in regarding it as a distinct species.

The *aecidiospores* are oval and orange red, with a stout episore beset with prominent spines. The episore is often thickened more on one side than on the other (fig. 2, Pl. III). They are formed in long serial rows, and in great numbers within each peridium. Between the lower ones intercalary lamellae are present. The dry spores measure on an average $27.5 \times 16.9\mu$ and when moistened, $27.3 \times 19.3\mu$. After lying 24 hours in water they measure $30.2 \times 21.2\mu$ on an average. I have failed to observe the germination of these spores also in cultivations, although I have tried them in various media.

Spermogonia. These are of the usual structure; but are very large and deeply set.

Remarks.—I think the differences between these two *Aecidia* are sufficient to warrant their separation as two distinct species. With a view to ascertaining the exact difference in the size of the aecidiospores and the peridial cells of the two species I simultaneously treated both in the same way, and then carefully measured them. The needles bearing aecidia were first placed in a mixture of equal parts of glycerine and alcohol and then examined in pure glycerine. The aecidiospores from *P. longifolia* measured on an average of several individual measurements $22.3 \times 15\mu$, whilst those from *P. excelsa* measured $28.6 \times 18.4\mu$. The differences between the aecidiospores and the peridial cells are shown in the following table:

Host.	AECIDIOSPORES.				PERIDIAL CELLS.	
	Moistened in water.	Dry.	24 hours in water.	Alcohol and glycerine.	Alcohol and glycerine.	Water.
<i>P. excelsa</i> ...	27.3×19.3	27.5×16.9	30.2×21.2	28.6×18.4	40×22	129.5×91.5
<i>P. longifolia</i>	25.4×17.9	24.3×17.9	26.4×19.6	22.3×15.0	27.6×17.2	38.0×41.3

Cooke, considered both species identical (see *Indian Forester*, Vol. III, 1877-78) and named it *Peridermium orientale*, C. but as I think there is no doubt whatever they are quite distinct I have re-named both species.

In a paper describing a *Chrysomyxa* (*C. Himalense*) which is exceedingly common in Simla on *Rhododendron arboreum*, Sm., I have drawn attention to a possible connection between the *Aecidium* on *P. excelsa* and this *Chrysomyxa*,* and have given reasons why a connection with the *Aecidium* on *P. longifolia* is not probable. The occurrence of a double crop of aecidia on *P. longifolia*, of which I did not know when I wrote the paper referred to above, renders it, however, still more difficult to conjecture the life history of this parasite.

N. B.—In order to complete this list I would here draw attention to three other *Aecidia* on other species of the *Coniferae*, namely, two distinct species on the needles of *Picea Morinda* and one on the Deodar. These I had already fully described in this Journal before I commenced a systematic review of all the *Uredineae* of this region. For one of those on *Picea Morinda* (*Abies Smithiana*) described in Vol. LV, Pt. II, No. 1, 1886, I propose to retain the name

3. AECIDIUM THOMSONI, Berkeley.

although there is some doubt as to the identity of that species with the species in this region; and for the other, described in the same volume, Pt. 2, No. 2, I propose the name

4. AECIDIUM PICEAE, nov. sp.

The species I have described on the Deodar, Volume LV, Pt. II, No. 2, 1886, I now propose naming

5. AEC. CEDRI, nov. sp.

6. AECIDIUM PLECTRANTHI, nov. sp.

On *Plectranthus Coetsa*, Ham.

An inconspicuous and rare *Aecidium* was found first on the 4th July, and then shortly afterwards on a very few bushes in the same locality. The aecidial patches are small, and a single leaf sometimes contained several of them; but usually only one or two. On the upper surface of patches spermogonia could be seen with a field lens, while the under surface bore the peridia. These are short cups open stellately,

* Scientific Memoirs by Medical Officers of the Army of India, Part V, 1889.

and discover brilliant orange red spores. The aecidio-spores are round or oval, beset densely with shallow tubercles or warts, and measure when fresh 25μ in diameter to $26 \times 24\mu$.

7. *AECIDIUM INFREQUENS*, nov. sp.

On *Geranium (nipalensis*, Sweet ?)

This is also a very rare *Aecidium*. I have only once found it in July, 1886. The aecidial patches in the only specimen I ever saw were very numerous on the leaves, each division of the five lobed leaf bearing from one to six patches. The patches were about $\frac{1}{8}$ inch in diameter. The peridia were entirely hypophyllous, and burst stellately, showing orange red aecidiospores within. The under surfaces of the leaf patches were yellow, and the upper surfaces greenish yellow. After the aecidiospores have fallen out of the peridia the latter become deep brown, and then look like teleutospore beds.

The aecidiospores are round, or angular when dry, of a pale yellowish colour, and with very thin walls. The spores become detached in rows of three or more. The fresh spores varied in size from 14μ in diameter to $18 \times 16\mu$.

The peridial cells are thickened on one side: when seen flat they are angular in contour, and measure about 20μ in diameter.

a. *HEMIPUCCINIA*.

1. *PUCCINIA IRIDIS*, (D. C.)

On *Iris florentina*, L.

Or *Iris pallida*, Lam.

This host is very frequently attacked by a uredo bearing fungus, and I have found it abundantly both in spring (March) and in autumn (September, November). The pustules, which are borne on both surfaces of the leaves equally, are linear and brown, flanked by the rent edges of the epidermis. The spores are round or oval, deep brown, deciduous, falling off without any portion of stalk adhering, and measuring when fresh from 26μ in diameter to 30×24 or $34 \times 20\mu$. The epispore is spiny or tuberculated. They germinate freely in water after the manner of uredospores. The end of the long germ tube sometimes swells into a head, not, however, separated by a septum (fig. 7, Pl. IV). The spores, whether collected in spring or late autumn from dried leaves, always germinated in the same way. Each spore has three germ pores.

I found the *teleutospores* for the first time at the end of 1889, although I had looked carefully for them in previous years, and then in one locality only. They are therefore rare notwithstanding the

abundant distribution of the uredo form. The dried leaves are covered with black pustules, round to oval, on both sides of the leaf, mostly remaining covered with epidermis, and with the spores firmly adherent. The pustules contained a few uredospores also. The teleutospores are small, much constricted at the septum usually, though the spores vary much in shape, and much thickened at the apex. The fresh spores measured 36 to 44 μ in total length, by 14 to 18 in greatest breadth, or 10 to 13 at the septum. The thickening at the apex is 6 to 9 μ . The spores did not germinate on being put into water, and I therefore conclude that they require a winter rest.

2. PUCCINIA ARGENTATA, Schulz. ?

On *Impatiens amporata*, Edgw.

In the middle of September I found this host attacked with a brown uredo bearing fungus; but only in certain localities, and I would characterise it as rare. The upper surfaces of attacked leaves display circular paled patches, and the lower surfaces of these patches bear minute circular brown pustules. Later when the leaf is beginning to wither the invaded areas are conspicuous by their green colour against the yellowed general leaf surface, showing again a lichenoid symbiosis between the chlorophyll cells of the leaf blade and the mycelium of the fungus. A single leaf usually bore immense numbers of these, while the petioles also bore some. Towards the end of September, when the host is beginning to disappear for the season, *Puccinia* pustules are developed, though uredo pustules are still more numerous; but gradually the uredo pustules recede.

The *uredospores* are brown oval bodies, spiny on the surface, and often displaying a nucleus or nucleolar space, and thus resembling a *Uromyces* spore (fig. 11, Pl. I). They are very deciduous, falling off without any portion of stalk adhering, though the place of union with the stalk is usually clearly definable. The fresh spores measured 24 \times 16 μ on an average. These spores germinated readily in water, throwing out a long simple germ tube, the end being often curiously twisted into an intricate loose knot. Some smaller germ tubes produced a swelling at the end, but this was not separated off by any septum.

The *teleutospores* are plump rounded spores, irregular in size and shape, and with little or no constriction at the septum. Most of them display a small conical colourless thickening at the free end; but some are without this (fig. 11, Pl. I). The spores are readily detached from their beds, and little or no portion of the stalk adheres. They are deep brown in colour, and the external surface is very faintly tuberculated over both cells. An averaged sized spore measured when fresh 32 μ in

total length, and 18μ at the septum, which divides the spore into equal parts: a nucleus is contained in each cell. The spores do not germinate immediately after ripening.

3. PUCCINIA NITIDA, nov. sp.

On *Polygonum amplexicaule*, Don.

I have never found this fungus actually in Simla; but it is fairly common at Mashobra, a suburb about 6 miles from the station. In one locality many plants were abundantly attacked. Leaves usually bore innumerable pustules, some brown and some black, mostly hypophyllous, rarely epiphyllous. The former are uredo and the latter teleutospore pustules.

The uredospores are round to oval, light brown, spiny, and $22 \times 24\mu$ in diameter when fresh (fig. 10, Pl. I).

The teleutospores are plump, rounded, deep brown, and very slightly constricted at the septum. Each cell has a well marked nucleolar space, and the free end is not thickened (fig. 10, Pl. I). The germ pore of the upper cell is clearly visible a little to one side of the summit. The spores are readily detached, with usually no portion of stalk adhering. The epispore over both cells is finely tuberculated. The spores are very variable in size and shape: some of the smaller squatter spores measure 26μ in total length, by 16μ at the septum, and 19μ in greatest breadth. Larger spores measured 38 to 44μ in length, by 18μ at the septum. The spores do not germinate immediately after ripening.

Remarks.—Saccardo notes three species of *Puccinia* on species of *Polygonum*, namely, *P. Polygoni*, Pers, *P. Bistortae*, Strauss, and *P. mammillata*, Schröter. I do not think the Simla species is identical with any of them. At any rate it is not *P. Polygoni*, *Alb et Schwein*, because the uredo sori in Simla are not irregular and not circinate; the teleutospores are not adherent, no portion of stalk remaining on the detached spores; they do not contract towards the stalk; and are not thickened at the apex.

4. PUCCINIA FAGOPYRI, nov. sp.

On *Fagopyrum esculentum*, Moench.

At the beginning of October I found some stray plants of this host growing on a weedy bank far from cultivated fields, largely attacked with a fungus bearing black and dark brown teleutospore and uredo pustules, all hypophyllous, with circular paled areas on the upper leaf surface.

The *uredospores* are pale brown echinulate bodies, oval and measuring $23 \times 18\mu$ on an average. The spores germinated in water in the usual way (fig. 9, Pl. I). I have occasionally seen a globular expansion at the end of the germ tube, as shown in the figure; but this is never separated off by a septum.

The *teleutospores* are very deciduous, falling off with only a fragment of stalk adhering. They are dark brown and very variable in size and shape, somewhat constricted at the septum, with a smooth surface, and slightly thickened at the apex. A clear nucleolar space is seen in each cell (fig. 9, Pl. I). The fresh spores measured from 25 to 36μ in total length, by 11 to 13μ at the septum. The septum divides the spore into two almost equal halves. The upper cell is often much broader than the lower, and is more or less globular. The apical thickening is about 4μ in depth, the cell wall elsewhere being about 2μ in thickness. The spores do not germinate immediately after ripening.

5. PUCCINIA GENTIANÆ, (Strauss).

On *Gentiana Kurroo*, Royle.

I found two plants of this host at the end of December largely attacked with a *Puccinia*, on a hill some miles from Simla to the south (near Solon); but have never seen it again. The plants I found were withered. The under surfaces of the leaves bore numerous black circular isolated pustules. On examining the spores from these they were found to consist of teleutospores with a few uredospores. The spores are readily detached from their beds, coming off with a fragment of stalk usually adhering.

The *uredospores* are oval, pale brown bodies, spiny, measuring $26 \times 22\mu$ after lying 24 hours in water.

The *teleutospores* are plump and rounded at both ends, and slightly if at all constricted at the septum. The epispore is very finely tuberculated over both cells, and is uniformly thick, with the exception of a very shallow mamillated thickening at the free end. Each cell of the spore exhibits a clear nucleolar space or body. After lying 24 hours in water these spores measured from 38 to 40μ in length by 25 to 26 in breadth. They are very uniform in size. They do not germinate immediately after ripening. Occasionally a single celled teleutospore may be seen.

Remarks.—This is most probably *P. Gentianæ* (Strauss) as the characters of both uredo and teleutospore agree; but I have not seen any *Aecidium*. The locality, however, in which I found the fungus is not familiar to me: I have only once visited it in winter.

b. MICROPUCCINIA, Schröter.

6. PUCCINIA LEPTODERMIS, nov. sp.

On *Leptodermis lanceolata*, Wall.

For description see above under *Melampsora Leptodermis*.

7. PUCCINIA WATTIANA, nov. sp.

On *Clematis puberula*, H. f. and T.

This fungus was collected by Dr. George Watt in the Sutlej valley, near Suni, 2,500 ft., in October 1889. The leaves were covered with blackened, more or less circular patches, on the under surfaces of which were numerous dark brown pustules, with a marked circinate arrangement: a few pustules, however, were found also on the upper leaf surface. The blackened areas of discoloration measured 3-4 m.m. in diameter, and each leaf bore numerous such patches, from 5 to 30. Some pustules were also discovered on the petioles and ultimate stems.

The spores are readily detached, coming off with a considerable portion of stalk adhering. They are deep chestnut brown, smooth on the surface, rounded at both ends, with little constriction at the septum, and often presented a small colourless mammilla at the free end, which is not otherwise thickened. Spores were often seen divided into 3 and even 4 cells, and a few were single celled. There were no uredospores. The spores measured, when just moistened $42 - 37 \times 21 - 20 \mu$.

The spores, which had been preserved *in situ* in ordinary botanical drying paper, were placed in water on the 4th May 1890, and on the following day they were found to have germinated freely. The promycelia are usually quite short, though sometimes long, and are colourless. It is remarkable that whilst the upper promycelium issues from the apex as usual, the lower one is emitted from a point close to the stalk. The sporidia are oval and colourless, measuring $15 - 14 \times 8 - 7 \mu$, and are borne on short sterigmata. No secondary sporidia were formed.

Remarks.—Saccardo mentions 2 species of *Puccinia* on species of *Clematis*, viz., *P. stromatica*, Berk. et Curtis, and *P. insidiosa*, Berk. In the absence of measurements it is impossible to determine whether the species I have described is identical with either. The general characters of the spores of *P. insidiosa* are unlike those I have described. The spores of *P. stromatica* are somewhat similar; but the sori are said to be diffuse and ruddy. I am inclined to think that the species I have described is distinct, and I have named it after Dr. G. Watt. I regret being unable to give figures of the spores, as I obtained the specimens after this paper had been sent to press.

N. B.—Since the publication of Part II of this List I have been able to follow the complete life history of the *Puccinia* there described under the name *P. helvetica*, Schröter, and there is no doubt that it is a new species. Aecidial fructification is entirely suppressed. I have given a full description of it under the name *Puccinia Collettiana* in the Scientific Memoirs by Medical Officers of the Army of India, Part V, 1889.

DESCRIPTION OF THE PLATES.

PLATE III.

Fig. 1. *Uromyces Vossiae*, uredospore. 2, ditto, teleutospore. 3. *Phragmidium subcorticium*, teleutospore, $\times 220$. 3. a, ditto, aecidiospore. 4. *Phragmidium Rubi*, teleutospore. 5. ditto, germinating, with sporidial formation. 6. ditto, uredospores. 7. *Melampsora Salicis Capreae*, transverse section through teleutospore bed, $\times 220$. 8. ditto, through uredo bed, $\times 220$. 9. *Puccinia Fagopyri*, teleutospore, and germinating uredospore. 10. *Puccinia nitida*, three teleutospores and uredospore. 11. *Puccinia argentata*, two teleutospores and uredospore.

PLATE IV.

Fig. 1. *Melampsora Sancti-Johannis*, transverse section through teleutospore bed, $\times 150$. 2. ditto, transverse section through leaf bearing uredo bed and spermogonia, $\times 220$. 3. ditto, natural appearance of wholly involved very young shoot. 4, ditto, surface view of teleutospore bed. 5. *Melampsora Leptodermis*, transverse section through young teleutospore bed, $\times 220$. 6. ditto, through uredo bed, $\times 220$. 7. *Puccinia Leptodermis*.

PLATE V.

Fig. 1. *Aecidium complanatum*, natural appearance. 2. *Aec. brevius*, natural appearance. 3. *A. complanatum*, transverse section through peridium. 4. ditto, peridial cells seen flat. 5. ditto, lowermost cells of row of aecidiospores, showing intercalary lamellae. 6. *A. brevius*, peridial cells seen flat. 7. ditto, transverse section through peridium. 8. *A. complanatum*, aecidiospores. 9. *Aec. brevius*, aecidiospores.

PLATE VI.

Fig. 1. *Chrysomya Piceae*, transverse section through fruit body, $\times 150$. 2. *Coleosporium Campanulae*, transverse section through teleutospore bed, $\times 220$. 3. *Coleosporium Clematidis*, transverse section through teleutospore bed on leaf of *C. montana*, $\times 220$. 4. *Coleosporium Plectranthi*, transverse section through teleutospore bed, $\times 220$. 5. *Col. Clematidis*, promyoelium with sporidial formation (*C. montana*). 6. *Caoma Mori*, sterile and fertile aecidiospores. 7. *Puccinia Iridis*, germinating uredospore. 8. *Uredo Gomphrenatis*, uredospore. 9. *Uredo coronatiformis*, uredospore. 10. *Coleosporium Campanulae*, uredospore.

N. B.—Unless otherwise specified all figures are $\times 350$.

INDEX.

- I = Vol. LVI, Pt. II, No. 3, 1887.
 II = „ LVIII, Pt. II, No. 2, 1889.
 III = „ LIX, Pt II, No. 2, 1890.
- Accidium** brevius, III, p. 102.
 „ Cedri, n. s., III, 104.
 „ Complanatum, n. s., III, 100.
 „ Compositarum Martius, I, 373.
 „ infrequens, n. s., III, 105.
 „ Jasmini, n. s., I, 363.
 „ leucospermum, D. C., I, 361.
 „ Piceae, n. s., III, 104.
 „ Plectranthi, n. s., III, 104.
 „ Saniculae, n. s., I, 352.
 „ Strobilanthis, n. s., I, 369.
 „ Thalictri flavi, D. C., I, 362.
 „ Thomsoni, Berk, III, 104.
 „ Urticae, Schm. v. Him., I, 368.
- Caeoma** Mori, n. s., III, 97.
 „ Smilacis, n. s., III, 95.
- Chrysomyza** Himalense, n. s., III, 93.
 „ Piceae, n. s., III, 94.
- Coleosporium** Campanulae, Pers., III, 90.
 „ Clematidis, n. s., III, 89.
 „ Plectranthi, n. s., III, 89.
- Gymnosporangium** Clavariaeforme, Jacq., I, 370.
 „ Cunninghamianum, n. s., III, 92.
- Melampsora** Leptodermis, n. s., III, 86.
 „ Sancti-Johannis, n. s., III, 84.
 „ Salicis Capreae, Pers., III, 88.
- Monosporidium** Andraehnis, n. s., I, 371.
 „ Euphorbiae, n. s., I, 364.
- Phragmidium** incompletum, n. s., III, 83.
 „ quinqueloculare, n. s., III, 83.
 „ Rubi, Pers., III, 81.
 „ subcorticium, Schrank, III, 79.
- Puccinia** Acetosae, Schum., II, 240.
 „ Andropogi, Schw., II, 246.
 „ Anthistiriae, n. s., II, 246.
 „ argentata, n. s., III, 106.
 „ Arundinellae, n. s., II, 245.
 „ Caricis, Schm., II, 244.
 „ Caricis filicinae, n. s., II, 250.
 „ Chrysopogi, n. s., II, 247.
 „ Circaeae, Pers., II, 235.
 „ Collettiana, n. s., III, 110.

- Puccinia coronata* Corda, II, 248.
 „ *Fagopyri*, n. s., III, 107.
 „ *fosculosorum*, Alb. et Schw., II, 238.
 „ *Fragariae*, n. s., I, 359, II, 244.
 „ *Galii*, Pers., II, 239.
 „ *Gentianae*, Strauss, III, 108.
 „ *Geranii silvatici*, Karst., II, 236.
 „ *Graminis*, Pers., I, 367, II, 249.
 „ *helvetica*, Schrt. (see *P. Collettiana*).
 „ *Iridis*, D. C., III, 105.
 „ *Leptodermis*, n. s., III, 109.
 „ *Menthae*, Pers., II, 242.
 „ *nitida*, n. s., III, 107.
 „ *Pimpinellae*, Strauss, I, 356, II, 244.
 „ *Pollinae*, n. s., I, 369, II, 243.
 „ *Rosae*, n. s., II, 233.
 „ *Roscoeae*, n. s., II, 237.
 „ *Saxifragae ciliatae*, n. s., II, 234.
 „ *Urticae*, n. s., II, 234.
 „ *Violae*, Schum., I, 354, II, 244.
 „ *Wattiana*, n. s., III, 109.
Uredo *Apludae*, n. s., III, 99.
 „ *Bupleuri*, n. s., III, 98.
 „ *Cronartiiformis*, n. s., III, 98.
 „ *Deutsiae*, n. s., III, 100.
 „ *Eupatoriae*, D. C., III, 98.
 „ *Gomphrenatis*, n. s., III, 99.
Uromyces *Cunninghamianus*, n. s., III, 76.
 „ *McIntirianus*, n. s., III, 79.
 „ *Solidaginis*, Niessl., III, 77.
 „ *Strobilanthis*, n. s., III, 78.
 „ *Valerianae*, Schum., I, 352, III, 77.
 „ *Vossiae*, n. s., III, 76.

VIII.—*Materials for a Flora of the Malayan Peninsula.*—By GEORGE KING, M. B., LL. D., F. R. S., C. I. E., Superintendent of the Royal Botanic Garden, Calcutta.

(Continued from p. 408 of Vol. LVIII of 1889.)

[Received and read 5th February, 1890.]

ORDER IX. BIXINEÆ.

Trees or shrubs with alternate minutely stipulate or exstipulate leaves. *Flowers* regular, 1-2-sexual. *Sepals* 4 or 5 (rarely 2 to 6) imbricate, free, or connate and bursting irregularly, usually deciduous. *Petals* 4 or 5, or absent, imbricate or contorted, deciduous, often with basal scales. *Stamens* hypogynous or sub-perigynous, (united into a column in *Ryparosa*): anthers 2-celled with porous or longitudinal dehiscence. *Disc* thick, often glandular. *Ovary* free, usually 1-celled, the placentas parietal. *Styles* and *stigmas* free or united. *Fruit* dry with valvular dehiscence, the seeds along the middle of the valves; or fleshy, indehiscent. *Seeds* arillate, albumen fleshy, embryo axile straight or curved: cotyledons foliaceous. Distrib. Chiefly tropical: genera 30: species about 170.

Tribe I. *Bixineæ*. Petals broad, contorted, without basal scales: anthers elongate, opening by terminal pores or short slits.

Capsule with parietal placentas, 2-valved, softly muricate 1. *Bixa*.

Tribe II. *Flacourtiæ*. Petals small and imbricate, or absent. Anthers short, opening by slits.

Flowers hermaphrodite: petals 4 to 6.

Stamens numerous 2. *Scolopia*.

„ 5 or 6 3. *Erythrospermum*.

Flowers dioecious: petals 0.

Ovary 2 to 8 celled 4. *Flacourtia*.

Tribe III. *Pangiæ*. Flowers dioecious, petals with an adnate basal scale or appendage: fruit large, indehiscent.

Sepals free.

Sepals 5, imbricate; Petals 5. Stamens

5 to 8: Stigmas 3 to 6 5. *Hydnocarpus*.

Sepals 4. Petals 8, in 2 rows; Stamens

20 to 30, Stigma 1 6. *Taraktogonos*.

Sepals combined into a cup, its mouth entire at first, but irregularly toothed on expansion.

Flowers large: stamens numerous, free 7. *Pangium*.

Flowers small: stamens united in a column bearing 5 anthers ... 8. *Ryparosa*.

1. BIXA, Linn.

A tree. *Leaves* simple; stipules minute. *Flowers* in terminal panicles, 2-sexual. *Sepals* 5, imbricate, deciduous. *Petals* 5, contorted in bud. *Anthers* opening by 2 terminal pores. *Ovary* 1-celled; style slender, curved, stigma notched; ovules many, on 2 parietal placentas. *Capsule* loculicidally 2-valved, placentas on the valves. *Seeds* many, funicle thick, testa pulpy; albumen fleshy; embryo large, cotyledons flat.

1. B. ORELLANA, Linn. A small tree. *Leaves* cordate, acuminate, glabrous; length 5 to 7 in., breadth 3 to 5 in., petiole 1·5 to 2·5. *Flowers* in short terminal branched cymes, 2 in. in diam., purple or white. *Capsule* compressed-ovoid, softly prickly, 1·5 in. long; seeds covered with coloured pulp. Bl. Bijdr. 55. Roxb. Fl. Ind. II, 31. Miq. Fl. Ind. Bat. I, Pt. 2, p. 107. Hook. fil. Fl. Br. Ind. I, 190.

Cultivated widely in the tropics on account of the dye (Arnatto) yielded by the testa of its seeds.

2. SCOLOPIA, Schreber.

Trees, spinous in India, spines often compound. *Leaves* alternate, entire; stipules minute or 0. *Flowers* small, racemed, axillary, 2-sexual. *Sepals* 4-6, slightly imbricate in bud. *Petals* 4-6, subsimilar, imbricate in bud. *Stamens* many with a row of glands outside them; anthers ovoid, opening by slits, connective produced into a terminal appendage. *Ovary* 1-celled; style erect, stigma entire or lobed; ovules few, on 3 or 4 parietal placentas. *Berry* 2-4-seeded. *Seeds* with long funicles, testa hard; cotyledons foliaceous.—Distrib. Species about 15; Australian, Asiatic, and African.

S. RHINANTHERA, Clos. in Ann. Sc. Nat. Ser. IV, Vol. 8, p. 252. A tree; young branches puberulous. *Leaves* sub-coriaceous, ovate-lanceolate to lanceolate, shortly acuminate, obscurely and minutely glandular-toothed, the base usually rounded, glabrous, shining; nerves about 7 pairs, faint; length 3·5 to 5 in.; breadth 1·75 in. to 2·5; petiole biglandular at the apex, 35 long. *Racemes* axillary and terminal, pubescent, bracteolate, 3-4 in., long. *Flowers* on tomentose bracteolate pedicels. *Sepals* 4, ovate-lanceolate, tomentose externally. *Petals* 4, larger than the sepals, rotund,

tomentose on edges and along midrib. *Stamens* indefinite, connective glabrous. *Ovary* cylindric. *Stigma* hemispheric. *Fruit* pisiform, 2-6 seeded. Hook fil. Fl. Br. Ind. I, 190; Miquel Fl. Ind. Bat. I, pt. 2, 107. *Phoberos rhinantha*, Benn. Pl. Jav. Rar. 187, t. 39. *P. macrophylla*, W. & A. Prodr. 30. *Flacourtia inermis*, Wall. Cat. 6673 G, H, only.

Malacca, Griffith; Penang, Curtis. Distrib. Java, Borneo.

2. S. ROXBURGHII, Clos. in Ann. Sc. Nat. Ser. IV, Vol. 8, 250.

A glabrous shrub or small tree with spiny stem. *Leaves* sub-coriaceous, shining above, ovate, ovate-lanceolate to oblong-lanceolate, shortly acuminate, sub-entire or faintly and remotely crenate; the base rounded or slightly narrowed, 3 to 5-nerved; lateral nerves about 3 pairs, bold; length 4.5 to 6.5 in., breadth 1.75 to 3.5 in.; petiole biglandular at the apex, .35 in. long. *Racemes* pubescent, axillary, about 1 in. long, 2-6-flowered, bracteolate. *Flowers* on tomentose pedicels. *Sepals and petals* 5 or 6 each, densely tomentose externally, broadly ovate. *Stamens* indefinite, the connective ciliate. *Ovary* ovate: *style* cylindric: *stigma* 3-lobed. *Fruit* baccate, the size of an olive. *Seeds* few. Hook. fil. Fl. Br. Ind. I, 190: Miq. Fl. Ind. Bat. I, pt. 2, 107. *Phoberos Roxburghii*, Benn. Pl. Jav. Rar. 192. *Ludia spinosa*, Roxb Fl. Ind. ii. 507. *Flacourtia stigmatota*, Wall. Cat. 6678, in part.

Penang, Curtis; Perak, King's Collector. Distrib. Burmah, Sumatra.

3. S. CRENATA, Clos. in Ann. Sc. Nat., Ser. IV, Vol. 8, 250. A tree, glabrous except the inflorescence. *Leaves* coriaceous, shining above, ovate to oblong-lanceolate, obtusely or sharply acuminate, obscurely glandular-crenate; the base narrowed, rarely rounded, obscurely 3-5 nerved; lateral nerves about 5 pairs, faint; length 2 to 5 in., breadth 1 to 1.75 in., petiole .25 to .35 in. *Racemes* axillary or terminal, pubescent or tomentose, bracteolate, 1 to 3 in. long. *Flowers* pedicelled. *Sepals and petals* 4, rarely 5 or 6, the former tomentose and smaller than the petals. Connective of anthers glabrous. *Ovary* globular, smooth. *Style* cylindric. *Stigma* discoid. *Fruit* globose, about .75 in. in diam. Hook fil. Fl. Br. Ind. I, 191. Miq. Fl. Ind. Bat. I pt. 2, p. 167. *S. pseudo-crenata*, *acuminata*, *chinensis*, *lanceolata*, and *crassipes*, Clos. l. c. *S. sava*, Hance in Ann. Sc. Nat. Ser. 4, xviii, 182. *Phoberos crenatus*, W. & A. Prodr. 29; Dalz. & Gibs. Bomb. Fl. 11. *P. lanceolatus* and *P. Wightianus*, W. and A. Prodr. 30. *P. acuminatus*, *Hookerianus*, and *Arnottianus*, Thwaites Enum. 17 and 400.

Penang, Curtis; Perak, King's Collector. Distrib. Brit. India and Ceylon, China, Philippines.

In the young state this is thorny. It is a very variable species indeed, and too near *S. rhinantha*.

3. ERYTHROSPERMUM, Lamarck.

Trees or shrubs. *Leaves* alternate, quite entire. *Flowers* racemed, fascicled or paniced, 2-sexual. *Sepals* 4-6, imbricate in bud. *Petals* 4-6, usually small. *Stamens* 4-6; anthers lanceolate-sagittate, connective dilated. *Ovary* 1-celled; style short, stigma entire or 3-4-fid; ovules many, on 3-4 parietal placentas. *Capsule* coriaceous, 3-4-valved; valves bearing the seeds on the middle. *Seeds* few, testa coriaceous or fleshy; embryo incurved. Distrib. Species about 8, of which 6 are Mascarene, one is from Ceylon, and the following Malayan.

E. SCORTECHINII, King n. sp. A small glabrous tree, the branchlets lenticellate. *Leaves* thickly membranous, broadly ob-lanceolate, abruptly shortly and bluntly acuminate, faintly crenate-serrate, the base slightly narrowed; nerves 5 to 6 pairs, thin, anastomosing .25 in. from the margin; length 4 to 6 in., breadth 2 to 2.5 in.; petiole .5 in.; *Stipules* caducous. *Racemes* two to four in a lax terminal panicle, 3 to 4 in. long in flower, and twice as long in fruit. *Ovary* glabrous, 12-20 ovuled; style glabrous; stigma 3-lobed. *Capsules* on thin pedicels .5 in. long, globular, smooth, .35 in., in diam., crowned by the conical style with 3-cleft stigma, 3-valved, 1-seeded. *Seed* sub-globular with red pulp.

Perak. Scortechinii.

This species was collected only once by Father Scortechini; and he found no flowers. He describes it as a tree 30 to 40 feet high. No species of the genus has hitherto been described from any Malayan province, Ceylon being the nearest country in which one is indigenous.

4. FLACOURTIA, Commers.

Trees or shrubs, often spinous. *Leaves* toothed or crenate. *Flowers* small, dioecious, rarely 2-sexual. *Sepals* 4-5, small, imbricate. *Petals* 0. *Stamens* many; anthers versatile. *Ovary* on a glandular disk; styles 2 or more, stigmas notched or 2-lobed; ovules usually in pairs on each placenta. *Fruit* indehiscent; endocarp hard, with as many cells as seeds. *Seeds* obovoid, testa coriaceous; cotyledons orbicular. Distrib. About 12 species, natives of the Old World, some being cultivated in various tropical countries.

FLACOURTIA RUKAM, Zoll. et. Moritzi Verz. 33. A tree; the young branches puberulous and lenticellate. *Leaves* ovate or ovate-lanceolate, membranous, shortly acuminate, slightly and remotely crenate-serrate, the base narrowed, glabrous except the puberulous petiole and midrib; nerves 7 to 8 pairs; length 4 to 5.5 in., breadth 2 to 2.5 in., petiole .3 in. *Racemes* three times as long as the petioles, axillary, pubescent, bracteolate,

4 to 8-flowered. *Flowers* dioecious, pedicelled. *Sepals* 4, reniform, tomentose internally. *Male flower* with a circle of glands outside the numerous stamens; pistil none. *Female flower* with a sub-entire flattish fleshy disc at the base of the globular glabrous ovary: *styles* 6 to 8, distinct to their bases, stout, spreading: *stigmas* discoid with a mesial groove. *Fruit* sub-globular, .5 to .75 in. long, its pericarp succulent, when dry 6-8 ridged: Hook. fil. Fl. Br. Ind. I, 192, Clos in Ann. Sc. Nat. Ser. iv. Vol. 8, p. 216., Miq. Fl. Ind. Bat. I, Pt. 2, 104. *F. cataphracta*, Bl. (not of Roxb.) Bijdr. 55, (probably).

Perak. Common at low elevations. Malacca, Griffith. Distrib. Burmah, Sumatra and the Malayan Archipelago generally; Philippines.

This species is badly represented in collections and is not well understood, all published descriptions of it being very brief. Clos diagnoses it by its having 5 sepals; but I do not find that this character holds at all. It approaches *F. inermis*, Roxb. very closely in foliage and fruit. According to Roxburgh, who originally described *F. inermis* from plants from the Moluccas cultivated at Calcutta, its flowers are hermaphrodite; and in that respect they differ from those of the other species of the genus. The only authentic specimens of *F. inermis* which I have seen were cultivated in the Bot. Garden, Calcutta, and these are undoubtedly hermaphrodite. The styles are moreover very short and united, and the 5 stigmas form a radiating star on the apex of the ovary, each stigma being cuneate-emarginate. The stigmas of *F. Rukam* are quite different; inasmuch as they are discoid and the styles are distinct to the very base. Forbes's Sumatra specimens No. 1206^a appear to belong to *inermis*, and they are the only uncultivated ones which I have seen. The fruit of *Rukam* as well as of *inermis* is eatable, although sour. I have not seen an authentic specimen of Blume's *F. cataphracta*; but I can readily believe that it is *F. Rukam*, which is a common Malayan plant. The plants issued as Wall. Cat. 6673 belong (as regards many of the sheets) in my opinion to this, and not to *F. inermis*, Roxb.

2. FLACOURTIA CATAPHRACTA, Roxb. in Willd. Sp. Pl. iv. 830; Cor. Pl. iii. t. 222; Fl. Ind. iii. 834. A small tree, often thorny when young. Branchlets glabrous, lenticellate. *Leaves* membranous, oblong or oblong-lanceolate, bluntly acuminate (the older sometimes blunt) obscurely crenate-serrate, narrowed to the base; both surfaces glabrous, shining; the 3-4 pairs of nerves thin, sub-erect; the reticulations minute; length 3 to 4 in., breadth 1.25 in., petiole 3 in. *Flowers* in axillary racemes shorter than the leaves, small, (.15 in. diam.); ovary flask-shaped; stigmas 4-6, capitate. *Fruit* the size of an olive, purple. Hook. fil. Fl. Br. Ind. I, 193, Clos. in Ann. Sc. Nat. Ser. IV, Vol. 8, p. 216 (not of Both, Blume, or Dalzell). *F. Jangomas*, Gmel. Syst., Miq. Fl. Ind.

Bat. Vol. I, pt. ii, 105. *Stigmarosa Jangomas*, Lour. *Roumea Jangomas*, Spreng. *Spina spinarum*, Rumph. Amb Cap. 43, p. 38, xix, t. 1, 2.

In all the provinces. Distrib. British India, China. Often cultivated.

5. HYDNOCARPUS, Gærtner.

Trees. *Leaves* alternate, serrate or entire; transverse venules numerous; stipules deciduous. *Flowers* solitary, or in irregular axillary few-flowered racemes or fascicles, monœcious or diœcious. *Sepals* 5, equal or unequal, imbricate in bud. *Petals* 5, with a scale opposite each. FL. ♂; *Stamens* 5—8; anthers reniform, connective broad. *Ovary* 0 or rudimentary. FL. ♀; *Stamens* as in the ♂ but without pollen, or reduced to staminodes. *Ovary* 1-celled; stigmas 3—6, sessile or subsessile, spreading, dilated, lobed; ovules many, on 3—6 parietal placentas. *Berry* globose, many-seeded, rind hard. *Seeds* many, imbedded in pulp; testa crustaceous, striate; albumen oily; cotyledons very broad, flat. Distrib. Species about 12, tropical Asiatic.

1. HYDNOCARPUS CASTANEA, Hf. and Th. Fl. Br. Ind. I, 197. A glabrous tree 50 to 60 feet high. Branches and young shoots brown. *Leaves* coriaceous, narrowly elliptic to oblong, gradually narrowed to the shortly acuminate apex; the base unequal, rounded at one side, contracted at the other; both surfaces shining and pale brown when dry; nerves 4—9 pairs, sub-erect, thin but prominent as are the reticulations; length 7 to 14 in., breadth 2·5 to 4·5 in.; petiole thickened at both ends and bent at the apex, .75 to 1 in. long. *Flowers* in axillary clusters of 2-6, male and female alike and about equal in number, both on tawny-pubescent pedicels 1·25 in. long. *Sepals* obovate, imbricate, shorter than the petals, the exposed parts tomentose. *Petals* .6 in. long, linear-oblong, the scales linear-obtuse, short. *Stamens* with thick subulate filaments; anthers ovate-cordate; rudimentary ovary small, hispid. *Female flowers* like the male, the stamens barren. *Ovary* ovoid, acuminate, tomentose: stigmas sessile; ovules numerous. *Fruit* on a pedicel 1·25 to 1·54 in. long, globular, 1 in. to 1·5 in. diam., minutely rugose, densely covered with short fulvous tomentum; stigma persistent, hemispheric. *Seeds* large, angular. Kurz F. Flora B. Burmah, I, 77.

Malacca; Perak; common. Distrib. Burmah.

2. HYDNOCARPUS NANA, King n. sp. A shrub or small tree; the branches and young shoots glabrous or (var. *pubescens*) pubescent. *Leaves* subcoriaceous, from ovate-lanceolate to oblong-lanceolate, inequilateral, subfalcate, shortly acuminate, remotely and minutely mucronate-serrulate, narrowed and unequal at the base, shining and glabrous except the midrib and nerves which, on both surfaces, are usually more or less

pubescent; nerves 5 to 8 pairs, spreading or sub-erect, thin but prominent beneath; length 2·5 to 5 in., breadth ·75 to 2·5 in., petiole ·25 to ·35 in.; stipules persistent, linear-lanceolate, pubescent, about as long as the petioles. Male inflorescence small, supra-axillary, 1 to 4-branched, uniparous, tomentose, bracteolate, cymes not much longer than the petioles: flowers ·25 in. in diam. *Sepals* 5, rotund, the 3 external slightly imbricate, pubescent; the 2 inner much imbricate, glabrescent. *Petals* 5, smaller than the sepals, fleshy, with long white silky hairs externally, and each internally with a small oblong scale. *Filaments* short, thick, sericeous, the connective reniform; the anther cells small, remote from each other. Ovary 0. *Female flowers* solitary, supra-axillary, on glabrous pedicels ·5 in. long. *Sepals* and *petals* as in the male: stamens without pollen: ovary ovoid, tomentose; stigmas 3, large, flat, bifid, reflexed. *Fruit* on a pedicel ·5 in. long, solitary, axillary, depressed-globular, minutely rugose, and velvety tawny-tomentose; about 1 in. in diam., or less; pericarp dry, thin. *Seeds* 3 or 4, plano-convex, 5 in. long.

Penang, Curtis, 854: Perak; King's Collector, Scortechini, Wray.

This varies considerably as to size of leaf and fruit and in the amount of pubescence. In some specimens of the male plant the leaves towards the apices of the branches are much reduced in size. The form which has larger more pubescent leaves may be separated as a variety, and farther acquaintance with it may prove that it is separable as a species.

Var. *pubescens*. Young parts, branchlets, and lower surfaces of adult leaves pubescent.

Perak, at Goping, King's Collector, No. 761.

3. *HYDNOCARPUS CURTISII*, King, n. sp. A glabrous shrub or small tree. Young branches slender, pale brown when dry. *Leaves* coriaceous, shining on both surfaces, oblong-lanceolate, rarely ovate, slightly inequilateral, gradually narrowed to the acuminate apex; the base unequally narrowed, rarely rounded; nerves 7 to 11 pairs, thin, spreading; reticulations obscure on the upper surface; length 6 to 12 in., breadth 2·25 to 3 in.; petiole less than ·5 in., thick. *Male flowers* in small, axillary, branched, bracteolate, uniparous cymes not much longer than the petioles, ·75 in., in diam.; pedicels scurfy-tomentose, ·75 in. long. *Sepals* reflexed, ovate, blunt, imbricate, pale, minutely pubescent, shorter than the petals. *Petals* 5, narrowly oblong, blunt, concave at the apex, ·65 in. long, glabrous; the gland nearly as long, linear. *Anthers* much longer than the filaments, cordate at the base. Ovary 0. *Female flowers* on shorter, grooved, pedicels; ovary elongate-ovoid, tawny-tomentose: the stigmas 3, fleshy, bifid, spreading. *Fruit* on a stout pedicel nearly ·5 in. long, globose with long apical papilla, minutely rugose and velvety, vertically ridged; the stigmas persistent; nearly 1·5 in. long and 1 in. in diam. *Seeds* few, plano-convex, 4 in. long.

Penang, Curtis, 800, 1534. Perak; King's Collector, Scortechini.

No specimen that I have seen has female flowers showing anything besides the ovary. Complete female flowers are much wanted.

4. *HYDNOCARPUS SCORTECHINII*, King n. sp. A tree, all parts except the sepals glabrous. Branchlets pale brown when dry, angular. *Leaves* sub-sessile, coriaceous, shining on both surfaces, slightly inequilateral, elliptic or elliptic-oblong, tapering to the acuminate apex, the edges slightly recurved when dry; the base rounded, slightly unequal; nerves 7-8 pairs, thin, spreading; the reticulations minute and distinct on both surfaces: length 5 to 7 in., breadth 2.5 to 3.5 in., petiole about .2 in. *Cymes* small, monœcious, axillary or extra-axillary, on the young branches, about three times as long as the petioles, densely bracteolate, 2-3 branched. *Male flowers* on pedicels .75 in. long. *Sepals* elliptic, blunt, their apices incurved, puberulous. *Petals* smaller than the sepals but of the same shape; the gland nearly as long, linear. *Anthers* narrow, elongate; filaments short, conical. *Ovary* none. *Female flowers* like the males, but on short pedicels and the stamens barren; ovary ovoid below, its upper half cylindric, ridged, pale-coloured, glabrous; stigmas large fleshy, reflexed, shortly bifid. *Fruit* (young) ovoid, minutely rugose, glabrous.

Dinding Islands; Scortechini, Curtis.

This species bears a general resemblance to *H. Curtisii*. But it differs from that species in having broader leaves on shorter petioles, much broader and shorter petals, and a glabrous ovary. Ripe fruit of this is unknown.

5. *HYDNOCARPUS CUCURBITINA*, King, n. sp. A tree 60 to 80 feet high; very young branches and leaves with minute ferruginous mealy tomentum; otherwise glabrous. *Leaves* thinly coriaceous, slightly inequilateral and contracted at the base on one side, elliptic-oblong, tapering to either end, the apex with a short rather blunt acumen, the edge very slightly recurved when dry; both surfaces, but especially the lower, shining and with the transverse veins and minute reticulations very distinct; main nerves 5 to 6 pairs, sub-erect, thin; length 3.5 to 5 in., breadth 1.5 to 2.25 in., petiole .25 in. *Cymes* diœcious, (the female flowers few) axillary, three times as long as the petioles, bracteolate, 3 to 6-branched. *Male flowers* on pedicels .35 in. long, about .3 in. in diam. *Sepals* broadly ovate, blunt, pubescent-tomentose externally. *Petals* ovate-rotund, glabrous, thin, each with a fleshy scale with white ciliate edges and nearly as large as itself. *Anthers* ovate-cordate, glabrous; the filaments short, conical; *Ovary* rudimentary, sericeous. *Female flowers* like the males, but on slightly shorter pedicels and with smaller barren stamens. *Ovary* cylindric, densely sericeous-tomentose: *stigmas* elongate, fleshy,

bifid at the apex, not reflexed when young. *Fruit* narrowly obovoid, cylindric, mamillate at the apex and contracted at the base; minutely rugose, smooth, dark brown when ripe and from 3 to 5 in. long; carpophore and pedicel about .5 in. each, or more. *Seeds* one or two, obovoid, smooth, about 1 in. long.

Perak, up to elevations of 1,000 feet. Common.

Distinguished from every hitherto described species of this genus by its elongate cucumber-shaped fruit. The scales of the petals are also much larger and broader than is usual in *Hydnocarpus*.

6. *HYDNOCARPUS WRAYI*, King, n. sp. A small sub-glabrous tree. Young branches with pale brown, minutely lenticellate, puberulous bark. *Leaves* sub-coriaceous, elliptic, shortly and abruptly acuminate, the edge slightly recurved when dry; the base rounded, sometimes narrowed and unequal; the reticulations on both surfaces very prominent; upper surface glabrous, shining, minutely pustulate when dry; the lower of a pale brown when dry, glabrous except the pubescent midrib and 8-9 pairs of bold sub-erect nerves; length 8 to 10 in., breadth 3.5 to 5 in.; petiole less than 5 in., stout. *Male flowers* nearly 5 in. in diam., in very minute, axillary, pedicelled, few-flowered cymes. *Sepals* 5, slightly imbricate, rotund, pubescent, larger than the petals. *Petals* 5, of the same shape as the sepals but smaller, each with a fleshy roughly cuneate scale the apex of which is irregularly toothed and ciliate. *Stamens* 15, the filaments glabrous, much thickened at the base; anthers broadly ovate, cordate. *Female flowers* unknown. *Fruit* narrowly ovoid, tapering at both ends, often 3 in. long and 1.75 in. in diam., minutely fulvous-velvety; the apical mamilla .75 in. long with its apex depressed and crowned by the 3 fleshy bifid stigmas; one-celled, several-seeded. *Pedicel* short, stout. *Seeds* embedded in a little pulp, elongate, plano-convex, .75 in long.

Perak. King's Collector, No. 3800; Wray, No. 2608.

This species has more stamens than are usual in the genus *Hydnocarpus*. In this respect it appears to form a connecting link with *Taraktogenos*: but in shape the anthers do not agree with those of that genus.

6. *TARAKTOGENOS*, Hassk.

Trees with entire alternate leaves and minute fugaceous stipules. *Flowers* in more or less dense, short, axillary, few-flowered cymes; a few hermaphrodite, but the majority stamiferous only. *Stamiferous flower*; *sepals* 4, in decussate pairs, much imbricate, rotund, concave; *petals* 8, in two rows, smaller than the sepals, imbricate, each with a gland at its base; glands less than half as large as the petals, fleshy,

cuneate, plano-convex, ridged, the apex often irregularly toothed and with 2 or 3 cylindric pits. *Stamens* 20 to 32, the anthers deeply cordate. *Female flowers* like the males, but the sepals often only 3, the petals 6, and the stamens 16 or 17; *ovary* elongate-ovoid, sulcate, divided above into 4 oblong, divergent, reflexed lobes, each bearing a stigmatic surface internally; 1-celled with 4 multi-ovulate parietal placentas. *Fruit* large, globular or ovoid, with hard fibrous or woody rind, and several large seeds embedded in a scanty pulp. *Seeds* with thick hard testa, copious albumen, and straight central embryo; the cotyledons large, cordate, foliaceous, 3-nerved. Species probably about 8: all Malayan.

Note.—This genus was founded by Hasskarl (*Retzia*, i. 127) on the plant named *Hydnocarpus heterophyllus* by Blume (*Rumphia*, iv, 22, t. 178 B., fig. 1, and *Mus. Bot.* i, 16). Until now that plant has been the only known species. But the following have been discovered by Messrs. Kunstler and Wray in Perak. And from the similarity in externals to *Hydnocarpus*, and from the imperfect nature of the Herbarium materials of the latter, it appears to me extremely probable that several things now referred to *Hydnocarpus* really belong to *Taraktogenos*. In the Calcutta Herbarium, there are imperfect materials of of, at least, 8 undescribed species which belong either to one or other of these two genera.

1. *TARAKTOGENOS SCORTECHINII*, King, n. sp. A large glabrous tree; young branches with dark-coloured bark. *Leaves* coriaceous, shining, inequilateral, oblong-lanceolate, oblong or elliptic, with a short abrupt rather blunt acumen and slightly waved edges; the base slightly narrowed and unequal, 3-nerved; the upper surface smooth, the lower rough from the prominent reticulations and 4 to 5 pairs of ascending nerves; length 3·5 to 7 in., breadth 1·5 to 2·75 in.; petiole ·5 to ·75 in. *Cymes* trichotomous, 1 in. in diam., on pedicels as long as the petioles, solitary, axillary, few-branched, uniparous. *Male flowers* ·5 to ·6 in. in diam.; pedicels ·25 to ·35 in. *Petals* densely sericeous externally; the basal scales less than half their length. *Stamens* 20 to 24, filaments hirsute, anthers sagittate. *Female flowers* and fruit unknown.

Perak; Scortechini, No. 833; Wray, 1169.

Var. gracilipes, King; petioles longer (.75 to 1 in.) and more slender; leaves smaller, 2·5 to 4 in. long, by 1·25 to 1·5 in. broad.

Perak; Bujong-Malacca; Scortechini, No. 1894.

2. *TARAKTOGENOS KUNSTLERI*, King, n. sp. A sub-glabrous tree 40 to 60 feet high. Young branches fulvous-puberulous. *Leaves* coriaceous, unequal-sided, oblong-lanceolate to elliptic, shortly acuminate; the base narrowed and unequal, 3-nerved; both surfaces shining, the lower rough from

the prominent nerves and reticulations; lateral nerves 3 to 5 pairs on the narrower and 4 to 7 pairs on the wider side, sub-erect, prominent; length 4.5 to 6 in., breadth 1.5 to 3 in.; petiole .3 to .5 in., puberulous. *Cymes* dense, many flowered. *Male flowers* as in the last, the scales half as long as the petals, their apices erose, glabrous. *Stamens* 32; the filaments short, subulate, sericeous; anthers elongate, deeply cordate. *Female flowers* like the males, but sepals 3, petals 6, and stamens 17 only. *Ovary* ovoid, glabrous, deeply sulcate, with 4 radiating reflexed oblong stigmas, 1-celled, with 4 multi-ovulate parietal placentas. Fruit solitary, glo-bular, smooth, 2.5 in. in diam.; the pericarp thick, the outer layer fibrous, the inner woody. *Seeds* embedded in scanty pulp, plano-convex, .75 in. or more in length.

Perak; in dense forest at low elevations; King's Collector, Nos. 6042 and 8183; Wray, 3389.

3. *TARAKTOGENOS TOMENTOSA*, King, n. sp. A tree 60 to 80 feet high. Young branches fulvous-tomentose. *Leaves* coriaceous, often inequilate-ral, ovate-oblong, abruptly and very shortly acuminate, the base rounded and slightly unequal; the reticulations prominent on both surfaces, upper surface smooth, shining; the lower fulvous-tomentose; lateral nerves 6 to 7 pairs, bold, sub-erect; length 5 to 7 in., breadth 2.5 to 3 in.; petiole .25 to .5 in., tomentose. *Cymes* woody, dense, short. *Fruit* ovoid, smooth; when ripe 3 in. long; the pericarp nearly .5 in. thick, the outer layer fibrous, the inner thin and woody.

Perak; at an elevation of 500 feet; King's Collector, No. 7795.

Flowers of this are unknown. It is readily distinguished from the former two species by its tomentose leaves, but in other respects it much resembles them.

I subjoin a description of the Burmese species referred to *Hydnocarpus heterophyllus* by Kurz.

TARATOGENOS KURZII, King. A tree 40 to 50 feet high. Youngest branches, leaves and inflorescence tawney-pubescent; otherwise glabrous; older branches grey, minutely lenticellate. *Leaves* sub-coriaceous, lanceolate or oblong-lanceolate, rarely elliptic, abruptly and very shortly and bluntly apiculate; the base narrowed and equal-sided; both surfaces shining, the reticulations minute and distinct; main nerves 6 to 7 pairs, sub-erect; length 7 to 10 in., breadth 2 to 3.5 in., petiole .75 to 1 in., thick-ened at the apex. *Cymes* axillary or extra-axillary, from the smaller branches, on thick peduncles, nearly as long as the petioles, with many very short branches at their apices, many-flowered. *Male flowers* .3 in. in diam., on pedicels less than .5 in. long. *Sepals* 4, imbricate, ovate-rotund, blunt, concave, pubescent externally. *Petals* 8, broadly ovate, blunt, with ciliate edges, each with a flat fleshy pubescent gland with

white ciliate apex. *Stamens* 24; anthers elongate, deeply cordate; the filaments short and with long white hairs. Female flowers unknown. *Fruit* globular, as large as an orange, on a thick peduncle .25 in. long; the rind minutely granular, tawny-velvety, the outer layer thick and fibrous, the inner thin. *Seeds* numerous, irregularly oval, embedded in pulp. *Hydnocarpus heterophyllus*, Kurz (not of Blume) F. Flora B. Burmah i. 77. Wall. Cat. (*indeterminatae*) No. 7508.

Burmah; Griffith, (Kew, Dist. 4363), Falconer, Brandis, Kurz, Gallatly. Chittagong; Lister, Schlich. Sylhet, Wall. Cat., 7508.

This is the plant referred to in Hooker's Fl. B. Ind. i. 197 as "too immature for description." Since that remark was written, better material was got from Burmah, on which Kurz described the species in his Forest Flora as *Hydnocarpus heterophylla*, Bl., with Blume's description of which it, however, manifestly disagrees. Kurz had modified the description of the genus *Hydnocarpus* to admit this plant. Female flowers of it I have never seen: but the males agree with those of *Taraktogenos*.

7. PANGIUM, Reinw.

A tree with entire, rarely 3-lobed, ovate-cordate, acuminate leaves. *Flowers* dioecious, axillary, solitary, large. *Calyx* globose, sepals 2-3, concave. *Petals* 5-6, each with a large sericeous scale at its base. *Male Fl.*, stamens 20 to 25; anthers ovate, innate; *ovary* 0. *Female Fl.*, staminodes 5 or 6; *ovary* ovoid, 1-celled, with 2 parietal multi-ovulate placentas; *stigma* sessile, obscurely 2-4 lobed. *Fruit* large, ovoid, indehiscent, many-seeded, pulpy. *Seeds* large, ovoid, angled, rugose, with a large elongate hilum, copious oily albumen, and broad foliaceous cotyledons.

P. EDULE, Reinw. in Syll. Pl. Soc. Ratisb., ii. p. 13. *Leaves* 6 to 8 in. long, by 3.75 to 5.5 in. broad. *Ripe fruit* with crustaceous pericarp, brown with white dots, 9 in. long by 6 in. in diam.; seeds nearly 2 in. long. Miq. Fl. Ind. Bat. I, pt. 2, p. 109. Benn. Pl. Jav. Rar. 205, t. 43. Blume Rumphia iv, 20, t. 178; Mus. Bot. i, p. 14.

Perak; King's Collector. Distrib. Malayan Archipelago.

8. RYPAROSA (RYPARIA), Blume.

Trees or shrubs with entire, alternate, elongate, petiolate leaves finely reticulate and more or less glaucescent beneath. *Flowers* rather small, dioecious; the males in long axillary racemes; the females in shorter racemes, solitary, or in pairs. *Calyx* globose in bud, 3 to 5-cleft. *Petals* 5, imbricate, coriaceous; in the female flower each with a large

sericeous scale at its base. *Male flower*; filaments united in a column with 5; ovate, 2-celled, extrorse anthers at its apex. *Female flower*; *staminodes* 5, alternate with the petals. *Ovary* 1-celled, with 1 to 3, biovulate, parietal placentas. *Stigmas* 2 to 3, sessile, broad, emarginate. *Fruit* baccate with little pulp; the pericarp coriaceous, tomentose. *Seeds* 1 or 2, sub-globular, smooth.

Note.—This genus was first published by Blume in his *Bijdragen* (p. 600) as *Ryparosa*, and in that work he published only the single species *R. caesia*. In a footnote to the preface of his *Flora Javæ* (p. viii), the same author referred to the genus (apparently by inadvertence) as *Ryparia* instead of *Ryparosa*; and the name *Ryparia* has been adopted by most subsequent authors. Blume regarded the genus as *Euphorbiaceous*, in which view he was followed by Endlicher (*Gen.* 5836), Hasskarl (*Pl. Jav. Rar.*, p. 267), and Baillon (*Etud. Euph.*, p. 339). Müll. Arg. (in *DC. Prod.* XV, ii., p. 1260) excluded the genus from *Euphorbiaceæ*; and, in their *Genera Plantarum*, the late Mr. Bentham and Sir J. D. Hooker, (*G. P.* iii., 257), also exclude it; but, having seen no specimens either of it or of *Bergsmia*, they make no suggestion as to the true position of *Ryparosa* or of the relation of *Bergsmia* to it. Kurz (*Journ. Bot.* for 1873, p. 233, and *For. Fl. Burm.* I. 76) was the first to refer *Ryparosa* to *Bixineæ*. But Kurz made the mistake of describing in the latter work, as "*Ryparia caesia*," a plant which agrees neither with Blume's description nor with his specimens of *Ryparosa caesia*. The name of Kurz's plant I have therefore altered to *R. Kurzii*. In 1848, Blume published, in *Rumphia* IV, p. 23, t. 178 C., fig. 2, a new genus called *Bergsmia* which, as Kurz also pointed out (*Journ. of Bot.* for 1873, p. 233), is nothing more or less than his older *Ryparosa*. Only one species (*B. javanica*) was known to Blume. To this Miquel added (*Fl. Ind. Bat. Suppl.* 389) two species, namely, *B. Sumatrana* and *B. ? acuminata*. I have seen neither of these; but the cymose inflorescence of *B. Sumatrana* leads me to believe that it must be a *Hydnocarpus*, while the second (*B. ? acuminata*) was referred doubtfully to *Bergsmia* by its author himself. The collections brought, within the past year or two, from Perak by the collectors of the Calcutta garden contain copious suites of specimens of *Ryparosa* and, from an examination of these, I have no doubt that *Ryparosa* belongs to *Bixineæ*, and that *Bergsmia* must be reduced to it. Besides the seven species described below, there are in the Calcutta Herbarium imperfect materials belonging to several additional species from Perak, and to some from Sumatra. Wall. Cat. No. 7847 B. (from Penang), and Beccari's No. 702 (from Sumatra), are also clearly species of *Ryparosa*.

1. RYPAROSA KURZII, King. A tree or shrub. Young shoots ad-

pressed ferruginous-pubescent. *Leaves* elliptic to elliptic-oblong, shortly and bluntly acuminate, the base slightly narrowed; upper surface shining, glabrous except the puberulous midrib; lower glaucous, the reticulations distinct; nerves 7-8 pairs, spreading, prominent beneath; length 8 to 12 in., breadth 4 to 5.5 in.; petiole 1.5 in., thickened in its upper fourth, pubescent. *Male racemes* 5 to 10 in. long, ferruginous-tomentose, the petals reflexed; *female racemes* shorter and subglabrous. *Fruit* globose, the size of a cherry, lenticellate, 2-seeded. *R. cœsia*, Kurz F. Fl. Burm., i, 78, not of Bl.

Andamans; Kurz, King's Collector. Nicobars, Kurz.

2. *RYPAROSA WRAYI*, King, n. sp. A tree 60 to 80 feet high, glabrous except the inflorescence. *Leaves* coriaceous, ovate-lanceolate to oblong-lanceolate or elliptic, the apex sub-acute; slightly narrowed to the base; upper surface shining; lower dull yellowish green when dry, the midrib and 4 pairs of sub-erect nerves prominent below as are the transverse veins; length 6 to 10 in., breadth 2.5 to 4.5 in.; petiole 1 to 1.25 in., slightly winged at the apex. *Racemes* solitary or in pairs, axillary or from below the leaves, 6 to 9 in. long, longer in fruit. *Male flowers* pedicelled. *Calyx* with 3 broad ovate teeth, pubescent externally. *Petals* 5, oblong-ovate, pubescent externally, each with a triangular sericeous scale half as long as itself. *Staminal tube* pubescent; anthers 5, ovate, reflexed. *Female flower*; *sepals* and *petals* as in the male; disc annular with 5 conical staminodes. Ovary rugulose, pubescent, globular, 1-celled. Stigmas 2, sub-bifid, spreading. *Fruit* globular, crowned by the stigmas, rugose, pubescent, .5 to .75 in., 1-seeded.

Perak; King's Collector, Wray; rather common.

3. *RYPAROSA HULLETTII*, King, n. sp. A small nearly glabrous tree. *Leaves* membranous, obovate-elliptic, with a very short abrupt acumen, the base narrowed; both surfaces shining, the midrib and 3-4 pairs of spreading nerves prominent on the lower, as are the reticulations; length 5 to 7 in., breadth 3 in.; petiole 1.5 in., thickened in its upper fourth. *Male racemes* a foot or more long, puberulous. *Male flowers*; calyx membranous, with 3 broadly ovate teeth. *Petals* 5, ovate; scale small, sericeous. *Staminal tube* glabrous; *anthers* 5, ovate, reflexed. *Female flower* and fruit unknown.

Singapore: on Bukit Timah, R. H. Hullett.

Distinguished from the other species by its thin obovate leaves.

4. *RYPAROSA SCORTECHINII*, King, n. sp. A slender tree; the branchlets and inflorescence rusty, otherwise glabrous. *Leaves* large, thinly coriaceous, oblong-lanceolate or oblanceolate, shortly and abruptly acuminate, gradually narrowed from the middle to the base; both surfaces glabrous, the upper shining, the lower dull, pale; the midrib and 5 or 6 pairs of

nerves very prominent; length 10 to 15 in., breadth 4 to 6 in.; petiole 2 to 2.5, thickened and bent at the apex. *Racemes* in tufts from tubercles on the stem and large branches, the male 8 to 12 in. long. *Calyx* splitting into 3 ovate segments, tomentose. *Petals* 4, oblong; the gland large, rotund, sericeous. *Female racemes* shorter; sepals and petals as in the male; ovary tomentose, 4-angled; styles 2, discoid. *Fruit* angled when young: when ripe transversely oblong, 1.5 in., by 1 in., velvety rusty-tomentose with green or white dots; seeds two, plano-convex.

Perak: Scortechini, Kunstler, Wray; common.

The male flowers have been found only by Scortechini from whose field notes the above description of them has been taken.

5. *RYPAROSA KUNSTLERI*, King, n. sp. A glabrous tree, the branchlets smooth. *Leaves* coriaceous, ovate-oblong, obovate-oblong to oblong, shortly and abruptly acuminate, the base narrowed; upper surface shining; lower dull, pale, much reticulate, the midrib and 5-7 pairs of nerves very prominent; length 5 to 8 in., breadth 2.5 to 3.5 in.; petiole 1.25 to 1.75 in., swollen and bent towards the apex. *Racemes* axillary, solitary, rarely 2-3 from an axil, the male 6 to 8 in. long, the female half as long; flowers pedicelled. *Male fl. Calyx* thin, pubescent outside, with 3 ovate broad teeth. *Petals* 5, oblong-lanceolate, pubescent externally, each with a large sericeous gland at its base; *staminal tube* glabrous, the anthers ovate-oblong. *Female flower.* *Sepals* and *petals* as in the male; annular disc at base of ovary small; staminodes none. *Ovary* ovoid, angled, tomentose, 1-celled, with 4 parietal bi-ovulate placentas; stigmas obovate, radiating. *Fruit* globular, yellowish, velvety, about 1.5 in. diam.; seeds 5 or 6, oblong, compressed, striate, about .75 in. long.

Perak, at elevations up to 800 feet; common. A tree 40 to 100 feet in height, with shorter and (in proportion) broader leaves than *R. fasciculata*, 4 stigmas and more globular pedicellate fruit.

6. *RYPAROSA FASCICULATA*, King, n. sp. A glabrous tree 30 to 60 feet high. Young branches lenticellate. *Leaves* thinly coriaceous, narrowly oblong, acuminate, the base narrowed, shining above, pale beneath; midrib, 5 to 7 pairs of lateral nerves, and the bold sub-erect transverse nerves and reticulations very distinct especially beneath; length 9 to 15 in., breadth 2.25 to 3.25 in.; petiole 1 to 1.5 in., grooved, thickened in its upper fourth. *Racemes* in fascicles of 4-7 from tubercles on the large branches and stem. *Petals* rotund, much imbricate and inflexed. *Female flower* with annular disc bearing 5 conical staminodes, the petals with hairy scales at their bases; stigmas 3, large, reniform. *Fruit* sessile, rusty-tomentose, pyriform, the apex mammillate and crowned for some time by the remains of the stigmas, about 6-seeded, 1.5 to 2 in. long.

Perak at elevations up to 800 feet; common.

7. *RYPAROSA CAESIA*, Bl. Bijdr. 600; *Ryparia*, Fl. Javæ (præf. VIII). A small tree, the branchlets and inflorescence ferruginous-silky. *Leaves* coriaceous, oblong, shortly acuminate, the base slightly narrowed; upper surface shining; lower pale, rather densely adpressed-sericeous; nerves 5 to 6 pairs, ascending; length 6 to 9 in.; breadth 2 to 3 in.; petiole 1.25 in., stout, thickened in its upper fourth. *Racemes* solitary, supra-axillary, the female longer than the leaves. *Male flowers*; *sepals* and *petals* 4, tomentose, the latter with a small basal hairy scale. *Staminal tube* short, glabrous; *anthers* 4, broadly ovate, reflexed. *Fruit* crowned by the 2 shortly-stalked fleshy radiating reniform emarginate stigmas, globose, ferruginous-tomentose, .5 to .7 in. diam. Hassk. Pl. Javan. Rar. 267; Baillon Euphorb. 339. Miq. Fl. Ind. Bat. i. pt. 2, p. 361. DC. Prod. XV, 2 p. 1260. Kurz in Journ. Bot. 1873, p. 233.

Java, Blume. Sumatra; Teysmann, Forbes, at an elevation of 3,500 feet.

Blume describes the lower surfaces of the leaves as "tenuiter strigosis"; but the hairs, although adpressed, are not stiff but silky. This is the only species in which the hairs on the lower surface of the leaves are at all conspicuous. The leaves of the Andaman plant referred to *R. caesia* by Kurz are nearly glabrous beneath.

ORDER X. PITTOSPOREÆ.

Trees or shrubs. *Leaves* alternate or subverticillate, quite entire (very rarely toothed); exstipulate. *Flowers* usually hermaphrodite, terminal or axillary. *Sepals* 5, imbricate. *Petals* 5, hypogynous, imbricate. *Torus* small. *Stamens* 5, opposite the sepals; anthers versatile. *Ovary* 1-celled, with 2-5 parietal placentas, or 2-5-celled by the projection of the placentas; style simple, stigma terminal 2-5-lobed; ovules many, parietal or axile, anatropous. *Fruit* capsular or indehiscent. *Seeds* usually many, albumen copious; embryo small, radicle next the hilum.—Distrib. Genera 9; species about 90, chiefly Australian.

1. PITTOSPORUM, Banks.

Erect trees or shrubs. *Sepals* free or connate below. *Petals* erect, claws connivent or connate. *Stamens* 5, erect; anthers 2-celled, introrse, bursting by slits. *Ovary* sessile or shortly stalked, incompletely 2-3-celled; ovules 2 or more on each placenta. *Capsule* 1-celled, woody, 2- rarely 3-valved; valves placentiferous in the middle. *Seeds* smooth, imbedded in pulp. Distrib. Species about 50, subtropical Asiatic, Australian, and Oceanic.

PITTOSPORUM FERRUGINEUM, Ait. DC. Prod. I, 346. A tree 40 to 60 feet high. Young branches leaves and inflorescence softly ferruginous-pubescent. *Leaves* membranous, lanceolate or ovate-lanceolate, acute or acuminate at base and apex, the edges minutely undulate; when adult glabrous except the midrib and larger nerves; upper surface shining, the lower dull with the minute reticulations distinct; nerves 7 to 8 pairs, not prominent, spreading; length 2 to 3 in., breadth 1 to 1.5 in.; petiole slender, rusty-tomentose, .5 in. long. *Flowers*, .25 in. long, greenish-white, in short terminal corymbs. *Sepals* lanceolate, pubescent. *Petals* linear, the apices reflexed, pubescent, 3-nerved. *Ovary* cylindric, rusty-tomentose; style short, glabrous, excentric; capsule globose, when ripe compressed, rugose, with 6 to 8 black flat seeds. Hook fil. Fl. Br. Ind. i., 199. Putterl. Monogr. Pittosp. 7. Benth. Fl. Austral. i. 112. Bot. Mag. 2075.

At elevations of from 800 to 1500 feet; common. Distrib. Burmah., the Malayan Archipelago, Philippines, Queensland.

There is some variability in leaf in different individuals of this species, some having leaves narrowly lanceolate, others ovate-lanceolate.

ORDER XI. POLYGALEÆ.

Annual or perennial herbs, erect or scandent shrubs, or timber trees. *Leaves* alternate (rarely whorled) or occasionally reduced to scales or 0, simple, quite entire. *Stipules* 0. *Flowers* irregular, 2-sexual, 3-bracteate. *Sepals* 5, unequal, 2 inner often petaloid (*wing sepals*), deciduous or persistent, imbricate in bud. *Petals* 5 or 3, distinct, unequal, the inferior usually keel-shaped. *Stamens* 8 (in *Salomonina* 4-5, in *Trigonistrum* 5) hypogynous, filaments united into a sheath, more rarely distinct; anthers opening by terminal pores, rarely by slits. *Ovary* free, 1-3-celled; style generally curved, stigma capitate; ovules 1 or more in each cell, anatropous. *Fruit* generally a 2-celled, 2-seeded, loculicidal capsule; or indehiscent and 1-seeded, or (in *Trigonistrum*) of 3 indehiscent carpels. *Seed* usually strophiolate, albuminous, rarely exalbuminous. Distrib. The whole world except New Zealand, chiefly in warm regions; genera 16; species 450—500.

Herbs or (more rarely) erect shrubs. Capsule loculicidal, 2-celled.

Stamens 8, united; 2 interior sepals alæform 1. *Polygala*.

Stamens 4-5, united; sepals petaloid, nearly equal 2. *Salomonina*.

Climbing shrubs.

Stamens 8, united; fruit 1-celled, indehiscent, samaroid 3. *Securidaca*.

Trees or erect shrubs.

Stamens 5, united; fruit of 3 samaroid

carpels 4. *Trigoniastrum.*

Stamens 8, distinct; fruit 1-celled, not

winged 5. *Xanthophyllum.*

1. POLYGALA, Linn.

Herbs or more rarely shrubs. *Leaves* alternate. *Sepals* usually persistent; 2 inner larger, usually petaloid. *Petals* 3, united at the base with the staminal sheath, the inferior keel-shaped and generally crested. *Stamens* 8, filaments united for their lower half into a split sheath; anthers opening by pores. *Ovary* 2-celled, ovules 1 in each cell, pendulous. *Capsule* 2-celled, loculicidal, 2-seeded. *Seeds* almost always strophiolate and albuminous. Distrib. conterminous with the order, except Tasmania. About 250 species.

Sect. I. CHAMÆBUXUS, (Tourn. genus). Shrubs with large handsome flowers. *Calyx* deciduous, the lower sepal large, concave-cucullate. *Keel* crested. *Seeds* with a large strophiole, exalbuminous.

1. POLYGALA VENENOSA, Juss. in Poir. Dict. V. 493. A glabrous shrub 4 to 10 feet high. *Leaves* membranous, lanceolate or oblanceolate to oblong-lanceolate, acuminate, entire, narrowed to the short petiole; primary nerves 7 or 8 pairs, the secondary nerves nearly as prominent, the reticulations open, rather prominent; length 5 to 8 in., breadth 1·5 to 2·5; petiole ·2 in. *Racemes* axillary, pendulous, 1 to 3 in. long, often much elongated in fruit. *Flowers* more than ·5 in. long. *Capsule* reniform, striate, more or less 4-winged, 4 in. in diam. DC. Prod. I, 331. Bl. Bijdr. 59. Miq. Fl. Ind. Bat. I, pt. 2, p. 126. *Chamæbuxus venenosa*, Hassk. Pl. Jav. Rar., 294. Pl. Jungh., I, 126.

Var. *robusta*. Miq. l. c.; Hassk. Pl. Jungh. l. c. Leaves large, elliptic-oblong to oblong.

In all the Provinces at low elevations. Distrib. Malayan Archipelago.

A common shrub with handsome flowers; the inner sepals white with pink veins; the petals white, spotted with pink and the keel pink.

Sect. II. Herbs. *Flowers* small. *Calyx* deciduous after flowering. *Keel* not crested, *Seeds* albuminous.

2. POLYGALA TRIPHYLLA, Ham. in Don Prodr. 200; var. *glaucescens* Hf. Fl. Br. Ind. I, 199. A glabrous, weak, erect or ascending herb. *Leaves* thinly membranous, lanceolate or ovate-lanceolate, sub-acute, contracted into the petiole; main nerves about 7 pairs, thin; length 1·5 to 2 in., breadth ·75 in., petiole ·5 to ·75 in. *Racemes* axillary, 2 to 4 in. long, (or more) slender. *Flowers* ·1 in. long. *Lateral sepals* petaloid,

as large as the corolla. *Keel* hooded. *Capsule* sub-orbicular, entire, narrowly 2-winged. Wall. Cat. 4182 (species).

Perak. At low elevations.

Sect. III. Herbs, sometimes woody at the base. *Calyx* persistent. *Keel* crested. *Seeds* albuminous.

3. *POLYGALA LEPTALEA*, DC. Prod. I, 325. A perennial glabrous herb, the root-stock woody. *Stems* erect, rigid, boldly striate, few-leaved. *Leaves* sessile, linear-lanceolate, .5 to .75 in. long. *Racemes* 1 to 3 in. long, elongating with age, slender. *Flowers* .2 to .25 in. long. *Capsule* ovoid, emarginate at the apex, narrowly winged; Hook. fil. Fl. Br. Ind. I, 202. Benth. Fl. Austral. i. 139; Hassk. in Miq. Ann. Mus. i. 173. *P. oligophylla*, DC. l. c. 325; Wall, Cat. 4188. *P. discolor*, Ham. in Don Prodr. 199.

Nicobar Islands. Distrib. British India, Ceylon.

4. *POLYGALA BRACHYSTACHYA*, Bl. Bijdr. 69. A slender, prostrate or sub-erect herb. Branches puberulous, terete below, angled above, 4 to 6 in. long. *Leaves* with very short petioles, linear-lanceolate, bristle-pointed, glabrous, .4 in. long, and .05 in. broad. *Racemes* much longer than the leaves, few-flowered, slender, axillary or extra-axillary; pedicels nearly as long as the flowers. *Flowers* .15 in. long; lateral sepals obovate-oblong. *Keel* narrow below; the apex suddenly dilated, 3-lobed. *Capsule* sub-orbicular, the apex emarginate, the edges ciliolate. Hassk. in Miq. Ann. Mus. Lugd. Bat. I, 157; Fl. Ind. Bat. I, pt. ii, p. 125. *P. chinensis*, Linn., var. *brachystachya*.

Malacca, Griffith. Distrib. Java, Sumatra.

5. *POLYGALA TELEPHIODES*, Willd. Sp. Pl. iii, 876. A prostrate annual with a woody root. *Stems* 2-4 in. long, pubescent or glabrous. *Leaves* glabrous, often imbricate, fleshy, sessile, obovate or oblong, obtuse or acute, the margins recurved, the base slightly narrowed, the midrib prominent; nerves obsolete; length .5 to .65 in. *Flowers* .1 in. long, in short, extra-axillary racemes. *Capsules* .1 in. long, sub-orbicular, notched at apex, not winged. Hook. fil. Fl. Br. Ind. I, 205. DC. Prod. I, 332; W. & A. Prod. I, 36, ? *P. serpyllifolia*, Poir. Dict. V, 499; DC. l. c. 326. *P. buxiformis*, Hassk. in Miq. Mus. Lugd. Bat. I, 161.

Nicobar Islands. Distrib. Peninsular India, Ceylon, Malayan Archipelago, Philippines, China.

2. SALOMONIA, Lour.

Leafy diffuse annuals, or (Sect. *Epirhizanthos*) parasites with leaves reduced to scales. *Flowers* minute, in dense terminal spikes. *Sepals* nearly equal, 2 interior somewhat larger. *Petals* 3, united at the base with the staminal tube; the inferior keel-shaped, galeate, not crested.

Stamens 4-5, filaments united for their lower half into a sheath; anthers opening by pores. *Ovary* 2-celled, each cell with one pendulous ovule. *Capsule* much compressed laterally, 2-celled, loculicidal, margins toothed. *Seeds* albuminous, not or scarcely strophiolate. Distrib. Species about 8, natives of Eastern tropical Asia and tropical Australia.

Sect. I. SALOMONIA, DC. Stems leafy.

1. SALOMONIA CANTONIENSIS, Lour. Fl. Coch. Ch. 14. A diffuse, much-branched, glabrous, annual; stem and branches winged. *Leaves* shortly petiolate, ovate-cordate, 3-nerved, length .25 to .4 in. *Spikes* numerous, terminal, dense above but lax below, 1-3 in. long; bracts minute, fugacious. *Flowers* .05 in. long. *Sepals* linear. *Capsule* flat, reniform, its edges with bold recurved triangular teeth. *Seeds* black, estrophiolate; Hook. fil. Fl. Br. Ind. I, 206. DC. Prod. I, 334; Benth. Fl. Hongk. 44; Miq. Flor. Ind. Bat. I, pt. ii, 127; Hassk. in Miq. Ann. Mus. Lugd. Bat. I, 144. *S. subrotunda*, Hassk. l. c. 146.

In all the provinces except Nicobars and Andamans; in swampy places. Distrib. Brit. India, Malayan Archipelago.

2. SALOMONIA OBLONGIFOLIA, DC. Prod. I, 354. An erect, simple or little-branched, glabrous annual, 3-6 in. high: stem and branches very slightly winged. *Leaves* elliptic or ovate-lanceolate, sessile, .15 to .4 in. long. *Bracts* linear, often persistent. *Spikes* terminal, 1-3 in. long, naked below. *Flowers* crowded above, .05 in. long. *Sepals* nearly equal, lanceolate. *Capsule* reniform, teeth pointed, spreading. *Seeds* black, estrophiolate. Hook. fil. Fl. Br. Ind. I, 207; Hassk. in Miq. Ann. Mus. Lugd. Bat. I, 147; Arn. Pug. Ind. IV; Deless. Ic. Sel. III, t. 19. *S. sessiliflora*, Ham. in Don Prodr. 201. *S. obovata*, Wight Ill. i, t. 22 B. *S. canarana*, *rigida*, ? *Horneri*, ? *uncinata* and ? *setosa-ciliata*, Hassk. l. c. 147, 148, 149 ? *S. stricta*, Sieb. et Zucc. Abh. d. k. Baier. Akad. d. Wiss. IV, 2, 152.

In all the provinces except Nicobars and Andamans, in swampy places. Distrib. Brit. India, Malayan Archipelago.

Sect. II. EPIRHIZANTHES, Blume (genus). Parasitic leaves none, or reduced to scales.

3. SALOMONIA APHYLLA, Griff. in Trans. Linn. Soc. xix, 342. A brownish-purple, erect, little-branching, parasitic herb, 3-6 in. high. *Leaves* reduced to a few distant, brown scales. *Spikes* terminal, dense, 1-3 in. long. *Bracts* minute, persistent. *Flowers* pale brown, .04 in. long. *Sepals* ovate. *Capsule* transversely ovate, with a single apical tooth. *Seeds* black, strophiolate, Hook. fil. Fl. Br. Ind. I, 207. *S. parasitica*, Griff. Notul. IV, 538. *S. tenella*, Hook. fil. in Trans. Linn. Soc. xxiii. 158. *Epirhizanthos*, Bl. Cat. Hort. Buitenz. and in Flor. Bot. Zeit. 1825, p. 133; Renter in DC. Prod. XI, p. 44.

Perak ; in dense Bamboo Forests. Distrib. Java, Borneo, Tenasserim.

3. SECURIDACA, Linn.

Shrubs, almost always scandent. *Flowers* in terminal or axillary, usually compound, racemes. *Sepals* deciduous, 2 inner (*wings*) larger and petaloid. *Petals* 3, lateral nearly or quite distinct from the galeate crested keel, superior petals 0. *Stamens* 8, filaments united : anthers 2-celled, dehiscing by oblique pores. *Ovary* 1-celled, 1-ovuled. *Fruit* a 1-celled samara, 1-seeded ; wing broad, coriaceous. *Seeds* exalbuminous, estrophiolate. Distrib. Species about 25 ; most numerous in tropical America, rarer in tropical Africa and Asia.

SECURIDACA BRACTEATA, Benn. in Hook. fil. Fl. Br. Ind. I, 208. A powerful climber ; branches terete, puberulous. *Leaves* elliptic, shortly and bluntly acuminate, the margins revolute when dry, base rounded or slightly narrowed ; upper surface shining, lower densely covered with minute pale pubescence ; nerves 5-6 pairs. *Flowers* in racemes or panicles ; bracts ovate, acuminate, pubescent, deciduous. *Outer sepals* nearly equal, small, ovate, very hairy, ciliate ; wings large, rotund, pubescent externally. *Lateral petals* truncate ; keel with a recurved, plaited crest. *Ovary* orbicular ; style curved. *Stigma* large. *Samara* 3-3½ in., the nucleus smooth, sub-globular, 4 in. in diam. ; the wing obliquely oblanceolate, membranous, with prominent transverse curving arched nerves ; the upper edge thickened entire, the lower erose.

Malacca, Maingay ; Perak, Wray.

Not having seen any specimen with perfect flowers, I have copied the description of the sepals and petals from Bennet.

4. TRIGONIASTRUM, Miquel.

A shrub or small tree. *Leaves* hoary beneath. *Flowers* in slender terminal panicles. *Sepals* 5, nearly equal, the two outer larger. *Petals* 5, imbricate, unequal, the two lower partially united to form a keel ; the odd petal the largest, saccate at the base and with a large hairy gland in its concavity. *Stamens* 5 or 6, the filaments united into a group between the ovary and the keel. *Ovary* densely hairy, 3-locular ; ovules pendulous, solitary in each cell. *Fruit* of 3 samaroid, ultimately almost distinct, carpels. *Seeds* 1 in each carpel, not strophiolate.

TRIGONIASTRUM HYPOLEUCUM, Miq. Fl. Ind. Bat. Suppl. I, 395. A slender tree, 30 to 60 feet high ; young branches hoary-pubescent ; the older with dark brown, lenticellate bark. *Leaves* elliptic-lanceolate, shortly and bluntly acuminate, narrowed to the base ; both surfaces shining ; the upper glabrous ; the lower pale, very minutely scurfy-pubescent,

the reticulations and 6 pairs of nerves bold and prominent; length 4 to 5 in., breadth 1.25 to 1.75 in.; petiole .2 to .3 in. *Panicles* axillary and terminal, slender, spreading. *Flowers* .25 in. in diam.; shortly pedicellate. *Sepals* 5, pubescent, slightly unequal. *Ovary* hairy. *Samaras* 2 in. long; the nucleus 1 in. to 1.25 long, triangular, flat; the wing thinly membranous, pale yellow, oblong, its apex blunt, oblique, venation vertical, the areolae wide. *Isopteris penangiana*, Wall. Cat. 7261.

Penang. Malacca. Perak; common.

The pubescence on the under surfaces of the leaves is so minute that, without a good lens, it is not seen.

5. XANTHOPHYLLUM, Roxb.

Trees or shrubs. *Leaves* coriaceous or sub-coriaceous, usually yellowish green. *Sepals* 5, nearly equal. *Petals* 5 or 4, the inferior keeled, not crested. *Stamens* 8, distinct, 2 attached to the base of petals, the others hypogynous. *Ovary* often surrounded by a hypogynous disc, stipitate, 1-celled; style more or less filiform, ovules various in insertion and number. *Fruit* 1-celled, 1-seeded, indehiscent. *Seeds* exalbuminous, estrophiolate. Distrib. Species about 27, mostly Malayan, a few Indian and one in Queensland.

Ovules 4.

Leaves membranous or sub-coriaceous (coriaceous in No. 2) small: flowers less than .4 in. long.

Fruit not verrucose.

Ovary glabrous, fruit shining ... 1. *Andamanicum*.

Ovary tomentose

Nerves of leaves 3 to 4, young fruit tomentose ... 2. *Griffithii*.

Nerves of leaves 4 to 5, fruit tomentose, branches very slender ... 3. *Maingayi*.

Fruit verrucose.

Fruit verrucose only when ripe, glabrous; leaf-nerves 9 to 10 pairs ... 4. *glaucum*.

Fruit verrucose from its youngest state.

Nerves of leaves 4 to 5, ovary villous; fruit glabrous, vertically grooved ... 5. *Palembanicum*.

Nerves of leaves 4 to 5; ovary villous, fruit puberulous not vertically grooved ... 6. *eurhynchum*.

- Nerves of leaves 10 to 13; ovary villous, ripe fruit glabrous not vertically grooved ... 7. *Wrayi*.
- Leaves coriaceous, shining on both surfaces; flowers large, 4 to 6 in. long, (small in No. 8).
- Leaves 3 to 5 in. long, nerves 5 to 6 pairs 8. *Curtisii*.
- „ 4 to 9 in. „ „ 8 to 10 „ 9. *Kunstleri*.
- „ 9 to 11 in. „ „ 6 to 8 „ 10. *Hookerianum*.
- „ 9 to 14 in. „ „ 14 to 16 pairs 11. *venosum*.
- Ovules 6 to 14.
- Shrubs or trees with glabrous leaves.*
- Leaves shining on both surfaces, drying brown. Flowers large, in short racemes.
- Ovary cottony ... 12. *stipitatum*.
- Ovary glabrous.
- Leaves 2 to 2.25 in. long, nerves 3 pairs 13. *Scortechinii*.
- „ 2.5 to 4 in., nerves 5 to 6 pairs... 14. *ellipticum*.
- „ 4 to 6 in., nerves 5 to 6 pairs... 15. *obscurum*.
- Leaves dull white below, not shining, greenish above when dry: flowers large, ovary tomentose ... 16. *pulchrum*.
- Leaves shining on both surfaces, drying yellowish or greenish.
- Leaves not cordate; panicles small, not spreading ... 17. *affine*.
- Leaves minutely cordate at base; panicles large, wide-spreading ... 18. *bullatum*.
- Trees with leaves pubescent beneath, and tomentose inflorescence.*
- Pubescence sulphureous; ovary glabrous... 19. *sulphuratum*.
- „ rufous; ovary tomentose ... 20. *rufum*.
- Doubtful species.
- Fruit many-seeded 3 in. in diam. ... 21. *insigne*.

1. *XANTHOPHYLLUM ANDAMANICUM*, King, n. sp. A tree 20 to 30 feet high, glabrous except the inflorescence, branches dark brown. *Leaves* thinly coriaceous, drying a pale greenish passing into brown, elliptic to elliptic-oblong, rarely sub-obovate, sub-acute, the base cuneate; upper surface smooth, shining; the lower dull, pale, minutely reticulate; main nerves 7 to 8 pairs, rather prominent: length 3 to 4 in., breadth 1.25 to 1.75 in.; petiole .3 to .4 in. *Flowers* .3 in. long, their pedicels about as long. *Panicles* extra-axillary or terminal, 1.5 to 3 in. long, lax, few-branched,

slender. *Sepals* rotund, pubescent, edges ciliate. *Petals* broadly ovate, glabrous, keel pubescent. *Filaments* flat and pubescent at the base, otherwise glabrous. *Ovary* ovoid-elongate, glabrous, 4-ovuled; style rather flat, pubescent; disc small, glabrous. *Fruit* globose, .5 in. in diam., smooth; pericarp thin, crustaceous.

Andaman Islands; Helfer, Kurz, King's Collector. Burmah, Kurz.

This is not unlike *X. Griffithii* in its leaves: but it differs in its glabrous ovary and fruit.

2. *XANTHOPHYLLUM GRIFFITHII*, Hook. fil. Fl. Br. Ind. I, 210. A tree 40 to 50 feet high; glabrous, except the inflorescence and young fruit. Branchlets robust, dark brown, polished, terete. *Leaves* coriaceous, elliptic-lanceolate or lanceolate, acute or acuminate, the edges slightly revolute, the base acute; upper surface dark (when dry) and shining; the lower pale, sub-glaucous, the minute reticulations and 3-4 pairs of main nerves distinct; length 3 to 5 in., breadth 1 to 1.5 in., petiole thick, dark-coloured, .35 in. long. *Flowers* about .35 in. long, in tomentose axillary racemes shorter than the leaves, or in terminal few-branched panicles: pedicels short, stout. *Sepals* broadly ovate, blunt, dark brown, tomentose externally. *Petals* oblong, blunt, glabrous except the pubescent keel. Lower half of *filaments* thickened, hairy. *Ovary* sessile, tomentose, with 4 ovules from its base. *Style* cylindric, sparsely pilose. *Fruit* (young), globular, tawny-tomentose.

Malacca and Perak. Distrib. Burmah (at Mergui). Ripe fruit of this is unknown.

3. *XANTHOPHYLLUM MAINGAYI*, Hook. fil. in Fl. Br. Ind. I, 210. A tree 20 to 40 feet high. Branches very slender with pale brown bark, the youngest puberulous. *Leaves* membranous, lanceolate or elliptic-lanceolate, cordate-acuminate, the base narrowed; both surfaces smooth, the lower pale but not glaucous; nerves 4-5 pairs, the reticulations fine, not prominent: length 2 to 3 in., breadth .65 in. to 1 in.; petiole slender, about .25 in. *Racemes* axillary and terminal, sometimes branched, the rachises tawny-tomentose, 2 to 3 in. long; flowers white, .35 in. long. *Sepals* rhomboid, unequal, pubescent. *Petals* much longer than the sepals, spreading, glabrous except the pubescent keel. *Filaments* much curved, with a hairy thickening above the base. *Ovary* shortly stipitate, ovoid, ridged, tawny-tomentose; ovules 4, parietal. *Fruit* globose, .5 in. in diam., minutely tomentose; pericarp moderately thick, puckering when dry.

Penang, Malacca and Perak; at low elevations.

4. *XANTHOPHYLLUM GLAUCUM*, Wall. Cat. 4199. A tree 20 to 30 feet high. Young branches terete, smooth, pale, the very youngest brown and slightly angled. *Leaves* sub-coriaceous, oblong-lanceolate to

elliptic-lanceolate, sub-acute, the base narrowed into the petiole; upper surface shining; lower dull, sub-glaucous; nerves 8 to 10 pairs, not prominent, reticulations minute; length 3 to 4 in., breadth 1 in. to 1·4 in.; petiole rather thick, less than ·25 in. *Flowers* ·25 in. long, otherwise as in *X. Griffithii*. *Fruit* globose when quite ripe, slightly warted, and 1 in. in diam. Hook. fil. Fl. Br. Ind. I, 209; Hassk. in. Miq. Ann. Mus. Lugd. Bat. I, 193.

Trang. King's Collector No. 1427. Distrib. Chittagong, Burmah.

This differs from *X. Griffithii* chiefly by having many more nerves in its leaves.

5. *XANTHOPHYLLUM PALEMBANICUM*, Miq. Ann. Mus. Lugd. Bat. I, 317. A glabrous tree 30 to 40 feet high; branchlets slender, pale. *Leaves* membranous, drying pale green, lanceolate, rarely elliptic, caudate-acuminate, the base narrowed; acute or cuneate; upper surface shining, the lower dull, pale but not glaucous, main nerves 4 to 5 pairs, slightly prominent, reticulations minute; length 3 to 4·5 in., breadth 1·1 to 1·3 in.; petiole ·2 in., slender. *Flowers* ·4 in. *Racemes* axillary, few-flowered, slender, shorter than the leaves. *Sepals* unequal, rhomboid, spreading, flat, puberulous externally. *Petals* spathulate, glabrous except the pubescent keel. *Filaments* thickened and pubescent in the lower half. *Ovary* shortly stipitate, villous; the annular disc surrounding it small; style sparsely villous. *Ovules* 4, from near base of ovary. *Fruit* globose, ·75 in. in diam., glabrous, boldly verrucose and with several irregular vertical grooves; pericarp ·1 in. thick, crustaceous.

Perak, rather common. Distrib. Sumatra.

This is not unlike *X. Mainyayi*, but is at once distinguished from that by its deeply grooved fruit.

6. *XANTHOPHYLLUM EURHYNCHUM*, Miq. Ann. Mus. Lugd. Bat. I, 277. A glabrous tree 30 to 50 feet high; branchlets terete, brown. *Leaves* drying pale green, sub-coriaceous, elliptic-lanceolate tapering at both ends, to elliptic with rounded base and apex shortly acuminate; both surfaces smooth, the upper shining, the lower dull slightly paler; main nerves 4 to 5 pairs, prominent beneath; length 4 to 5·5 in., breadth 1·75 to 2·5 in., petiole ·3 in. *Flowers* ·25 in. long, the pedicels not longer than the calyx. *Racemes* shorter than the leaves, pubescent, axillary and solitary or in terminal few-branched panicles. *Sepals* unequal, ovate-oblong, blunt, spreading, minutely tomentose externally. *Petals* spathulate, glabrous except the pubescent keel. *Filaments* slightly flattened and pubescent in the lower half. *Ovary* villous, 4-ovuled. *Style* slightly curved, villous. *Fruit* globose, ·75 in. in diam., puberulous, rather minutely verrucose, not vertically ridged; pericarp crustaceous, brittle, ·2 in. thick.

Perak, Pangkore. Distrib. Sumatra.

This comes very near *X. Palembangicum*, but is distinguished from that species by its more robust branches, longer leaves, and velvety fruit which is not vertically ridged. The two are, however, closely allied.

7. *XANTHOPHYLLUM WRAYI*, King, n. sp. A shrub 3 to 8 feet high, the young branches puberulous. *Leaves* sub-coriaceous, drying a pale yellowish green, elliptic to oblong, more or less acuminate, the base rounded or narrowed; upper surface shining; lower slightly dull, pale and rather minutely reticulate; the main nerves 10 to 13 pairs, prominent, forming arches .2 in. within the edge; length 6 to 10 in., breadth 2.25 to 4.5 in. petiole .3 to .6 in. *Flowers* .35 in. long, their pedicels shorter than the calyx, in terminal or axillary racemes or small panicles less than a third of the length of the leaves. *Sepals* ovate, blunt, puberulous. *Petals* oblong, obtuse, puberulous in the upper, pubescent in the lower, half. *Filaments* flat, pubescent. *Ovary* on a glabrous stalk, densely villous, 4-ovuled, the disc glabrous. *Fruit* globose, .75 in. in diam.; when young sericeous, when ripe quite glabrous and boldly verrucose.

Penang, Curtis; No. 677. Perak, King's Collector, Wray.

This is not unlike *X. affine*, Korth, but is distinguished from that species by its sericeous ovary and deeply warted fruit. In its fruit this resembles *X. Palembangicum* and *eurynchum*; but it differs from both in its much larger and more numerous veined leaves.

8. *XANTHOPHYLLUM CURTISII*, King, n. sp. A glabrous tree, 30 to 50 feet high. Young branches rather robust, dark brown, glabrous. *Leaves* coriaceous, drying brown, ovate-lanceolate, shortly acuminate, the base rounded or cuneate; both surfaces smooth, dull; the lower paler, minutely reticulate; main nerves 5 to 6 pairs, not much more prominent than the secondary nerves; length 3 to 5 in., breadth 1 to 1.3 in., petiole .4 in. *Flowers* .4 in. long, the pedicels about as long as the calyx. *Panicles* axillary or terminal, few-branched, nearly as long as the leaves. *Sepals* nearly equal, rotund, tomentose. *Petals* oblong, obtuse, glabrous except the broadly obovate pubescent keel. *Filaments* with an ovoid pubescent swelling near the base. *Ovary* sessile, ridged, pubescent, 2 to 4-ovuled, thick walled, surrounded by a fleshy glabrous slightly angled but not wavy disc. *Style* conical, pubescent. *Fruit* (very young) globose, tomentose.

Penang, Curtis; No. 1591 Singapore, Murton.

The leaves of this dry of an olivaceous brown colour.

Ripe fruit is unknown. Curtis' No. 1486 from Penang, of which I have seen no very complete specimen, is probably a variety of this with leaves more attenuated to both base and apex, and with longer more spreading panicles.

9. *XANTHOPHYLLUM KUNSTLERI*, King, n. sp. A glabrous tree 50 to 80 feet high; the branchlets robust, dark brown, sub-glaucous. *Leaves* large, coriaceous (with a yellowish green tinge when dry) elliptic to elliptic-oblong, the apex very shortly and rather suddenly acuminate, the edges (when dry) undulate, the base rounded or slightly narrowed to the stout petiole; both surfaces shining; nerves sub-horizontal, 8 to 10 pairs, prominent beneath as are the secondary nerves and reticulations; length 4.5 to 9 in., breadth 2.25 to 4.25 in., petiole .6 to .75 in. *Flowers* .6 in. long, shortly pedicellate, in axillary racemes less than half as long as, or in terminal few-branched spreading panicles longer than, the leaves. *Sepals* slightly unequal, ovate-rotund, fleshy, thickened along the midrib, minutely tomentose on both surfaces; the edges thin, ciliate. *Petals* oblong-obtuse, glabrous except the pubescent keel. *Filaments* with a pubescent ovoid swelling above the base. *Ovary* almost sessile, surrounded by a shallow wavy fleshy disc, ovoid, grooved, tomentose, 4-ovulate: style conical, slightly curved, pubescent. *Fruit* globose, .65 in. in diam. (young) deciduously tomentose; pericarp thick, spongy, the calyx persistent.

Perak. At low elevations, not common. King's Collector (Kunstler).
Penang, Government Hill, Curtis, No. 1590.

10 *XANTHOPHYLLUM HOOKERIANUM*, King, n. sp. A glabrous large-leaved shrub; young branches rather stout, sub-glaucous. *Leaves* coriaceous, (drying yellowish) elliptic-oblong with a rather abrupt bluntish acumen 1 in. long, the edges slightly revolute when dry, the base slightly narrowed to the petiole; both surfaces smooth, the lower slightly paler; main nerves 6 to 8 pairs, thin but rather prominent beneath as are the reticulations; length 9 to 11 in., breadth 3 to 4 in.; petiole .75 in. *Flowers* .4 in. long, the pedicels about as long as the calyx. *Sepals* nearly equal, broadly ovate, minutely tomentose on both surfaces, the edges thin, ciliate. *Petals* oblong, obtuse, glabrous except the pubescent keel. *Filaments* flat, puberulous. *Ovary* sessile, ovoid, tomentose, 4-ovuled; style flat, grooved, pubescent, slightly curved. *Fruit* unknown.

Perak, King's Collector; No. 5997.

11. *XANTHOPHYLLUM VENOSUM*, King, n. sp. A glabrous long-leaved tree 20 to 30 feet high; young branches rather robust, with very dark brown bark. *Leaves* (drying pale yellowish-green), coriaceous, oblong, sub-acute, the edges recurved when dry, gradually but slightly narrowed in the lower fourth to the rounded or minutely cordate base; both surfaces shining, the lower slightly paler; main nerves 14 to 16 pairs, horizontal near the base, sub-ascending towards the apex, prominent on the lower surface and forming bold arches .2 in. from the margin,

secondary nerves and minute reticulations distinct; length 9 to 14 in., breadth 2.5 to 3.25 in., petiole .75 to 1 in. *Flowers* .4 in. long, their pedicels longer than the calyx. *Panicles* axillary, few-branched, 3 to 6 in. long. *Sepals* nearly equal, broadly ovate, fleshy with thin edges, puberulous. *Petals* oblong, obtuse, glabrescent, the keel pubescent. *Filaments* flat, puberulous. *Ovary* surrounded by a shallow glabrous wavy disk, ovoid, minutely tomentose, grooved, 4-ovuled; style pubescent, slightly curved. *Fruit* globose with a conical apex, deeply rugose, verrucose; diam., .35 in. (young).

Perak, King's Collector; Nos. 10614 and 10804.

Ripe fruit of this is unknown. This species, in leaf characters, approaches the Bornean *X. cordatum*, Korth.; but the fruit of that is smooth; of this the fruit is deeply corrugated-rugose as in *X. Palembangicum* and *eurhynchum*.

12. *XANTHOPHYLLUM STIPITATUM*, A. W. Benn. in Hook. Fl. Br. Ind. I. 210. A tree with slender, smooth, brown branches. *Leaves* subcoriaceous, ovate or elliptic, shortly and obtusely caudate-acuminate; upper surface dull, the nerves obsolete; lower shining, the 3 to 4 pairs of nerves indistinct; length 1.75 to 2.25 in., breadth .75 to 1 in., petiole .15 in. *Racemes* slender, axillary, longer than the leaves, pubescent. *Flowers* .4 in. long, shorter than their slender pedicels. *Sepals* subequal, oblong, obtuse, glabrescent. *Petals* twice as long as sepals, spatulate, oblong. *Filaments* thickened and hairy in their lower half. *Ovary* stipitate, cottony; style sparsely hairy; ovules 8 to 10.

Malacca.

Hitherto known only by specimens from Malacca; fruit not collected.

13. *XANTHOPHYLLUM SCORTECHINII*, King, n. sp. A tall glabrous tree. *Leaves* thinly coriaceous, drying brown, ovate, obtusely acuminate, the base slightly cuneate, shining on both surfaces; nerves 3 pairs, suberect, not prominent; length 2 to 2.25 in., breadth 1 in., petiole .35 in. *Flowers* handsome, .6 in. long, their pedicels .35 in. *Racemes* axillary, solitary, 2 in. long, few-flowered. *Sepals* fleshy, glabrous with ciliolate edges; the three outer ovate blunt, the two inner rotund. *Petals* broadly obovate, clawed, glabrescent, the keel pubescent. *Filaments* as long as the petals, flat, pubescent; anthers short, ovate. *Ovary* shortly stalked, elongated-ovoid, ridged, glabrous, 6-ovuled; style little curved, glabrous; stigma capitate: disc small, annular, glabrous.

Perak, Father Scortechini, No. 2079.

Of this distinct and handsome species fruit is as yet unknown.

14. *XANTHOPHYLLUM ELLIPTICUM*, Korth. in Miq. Ann. Mus. Lugd. Bat. I, 276. A glabrous tree 30 to 60 feet high; branchlets slender,

pale. *Leaves* drying pale brown, sub-coriaceous, elliptic-lanceolate to elliptic, shortly and bluntly acuminate, the base narrowed or rounded; above shining; below dull, the reticulations distinct; nerves 5 or 6 pairs; length 2·5 to 4 in., breadth 1·2 to 1·75 in., petiole ·25 in. *Flowers* ·25 in. long. *Racemes* axillary, shorter than the leaves, the pedicels longer than the flowers. *Sepals* ovate, fleshy, glabrous, concave, unequal. *Petals* thin, spathulate, much longer than sepals, glabrescent. *Ovary* glabrous, shortly stipitate; the stalk surrounded by a shallow entire, undulate, annular disc; 10-ovulate; style glabrous. *Fruit* globular, ·5 to ·75 in. in diam., when ripe smooth, pulpy; pericarp thin, leathery. Hook. fil. Fl. Br. Ind. I, 211.

Malacca, Perak.

15. *XANTHOPHYLLUM* *OBSCURUM*, A. W. Benn. in Hook. fil. Fl. Br. Ind. I, 211. A large tree; branches stout, glabrous, lenticellate. *Leaves* coriaceous, elliptic, blunt, narrowed in the lower third to the stout petiole, drying to a dark brown; both surfaces shining; the lower slightly paler; main nerves 5 to 6 pairs, thin, rather prominent as are the intermediate nerves; length 4·25 to 4·75 in., breadth 2 to 2·25 in., petiole ·4 in. *Racemes* axillary, 1 to 1·15 in. long, few-flowered. *Flowers* ·6 in. long, the pedicels short. *Sepals* oblong, blunt, the edges ciliate, the 3 outer small. *Petals* glabrous, oblong, sub-spathulate. *Ovary* ovoid, glabrous, ovules 8 to 10; style glabrous.

Singapore; Maingay, Hullett.

Fruit of this is unknown.

16. *XANTHOPHYLLUM* *PULCHRUM*, King, n. sp. A glabrous shrub or small tree, the young branches rather robust, the bark very pale. *Leaves* coriaceous, shortly petiolate, elliptic, acute or very shortly and bluntly acuminate, the edges recurved when dry, base rounded; upper surface shining; lower dull, pale yellow, glaucous, the 5-6 pairs of nerves and the fine reticulations very prominent; length 4 to 8 in., breadth 2·25 to 4 in.; petiole stout, ·2 in. *Flowers* ·6 in. long, on short thick pedicels, in dense, solitary, axillary, rufous-tomentose racemes half as long as the leaves, or less; bracts broadly ovate, concave, deciduous, coloured. *Sepals* nearly equal, ovate-rotund, with fleshy tomentose midribs and thin minutely ciliate edges, coloured. *Petals* oblong, blunt, glabrous except the pubescent keel. *Filaments* rather short, broad, flat, puberulous. *Ovary* ovoid, pointed, tomentose, surrounded by a thin, rather deep, glabrous disc; style glabrescent, slightly curved; ovules 12. *Fruit* globose, ·75 in. in diam., minutely tomentose when ripe, pericarp thin.

Perak: rather common. A handsome bush or treelet with yellowish flowers tinged with pink.

In leaf characters this comes near to the Sumatran *X. vitellinum*, Blume: but the two differ in flower and fruit.

17. *XANTHOPHYLLUM AFFINE*, Korth. in Miq. Ann. Lugd. Bat. I, 271. A shrub or tree; young branches glabrous, pale brown. *Leaves* thinly coriaceous (drying of a more or less yellowish pale green, especially beneath), elliptic to oblong-lanceolate, shortly and bluntly acuminate, the base cuneate; upper surface smooth, shining, lower dull pale and yellowish; main nerves 5 to 8 pairs, ascending, prominent beneath; length 4 to 7 in., breadth 1·8 to 2·5 in., petiole ·3 to ·4 in. *Flowers* ·35 in. long, the pedicels nearly as long. *Panicles* axillary or terminal, few-branched, minutely tomentose, the axillary half as long, the terminal as long as, the leaves. *Sepals* un-equal, ovate-rotund to rotund, blunt, tomentose externally. *Petals* oblong, obtuse, pubescent near the base or wholly glabrous, the keel always pubescent. *Filaments* flat, puberulous. *Ovary* shortly stipitate, glabrous, from 8 to 14-ovuled. *Style* short, flat, pubescent. *Disc* annular, fleshy, glabrous, often wavy. *Fruit* globose, ·5 to 1·25 in. in diam., smooth; pericarp thin, crustaceous. Hook. fil. Fl. Br. Ind. I, 209.

In all the provinces; common. Distrib. Malayan Archipelago generally. Tenasserim.

This occurs as a bush and also as a tree. It varies a little as to colour and shape of leaves, and as to the pubescence on the petals. But, when its commonness is considered, its characters are really remarkably constant, that of the size of the individual alone excepted.

18. *XANTHOPHYLLUM BULLATUM*, King, n. sp. A shrub or small tree with large, sub-sessile leaves; young branches robust, pale, puberulous, lenticellate. *Leaves* coriaceous, drying a pale greenish-yellow, elliptic-oblong, sub-obovate, shortly and bluntly acuminate, the edges sub-recurved; slightly narrowed to the cordate, sub-auriculate, slightly unequal base; bullate, especially in the lower half, shining and glabrous on both surfaces, the lower a little paler; main nerves 18 to 25, bold on lower surface and sometimes puberulous as in the strong midrib; length 11 to 18 in., breadth 4 to 6·5 in.; petiole ·25 in., very stout, glandular. *Flowers* ·4 in. long, the pedicels twice as long as the calyx. *Panicles* terminal, many-branched, spreading, pubescent; bracts deciduous, ovate. *Sepals* unequal, rotund, fleshy, concave, tomentose, the edges of the inner two thin and ciliate. *Petals* ovate-rotund, glabrous, not much larger than the sepals. *Filaments* flat, fleshy, glabrous. *Ovary* glabrous, ovoid, 8-ovuled, surrounded by a glabrous fleshy annular wavy disc; style glabrous; stigma conical, pubescent. *Fruit* globose, glabrous, ·75 in. in diam. (? ripe;) pericarp thick, crustaceous.

Perak, on low Hills.

This resembles *X. adenotus*, Miq., but differs in venation of leaves and in inflorescence.

19. *XANTHOPHYLLUM SULPHUREUM*, King, n. sp. A tree 100 (or even 150) feet high; branches with very dark brown bark, the youngest minutely tomentose. *Leaves* coriaceous, drying bright yellowish-green, elliptic-oblong, sometimes sub-obovate, acuminate, the edges recurved when dry, the base cuneate; upper surface glabrous, shining; lower sulphureous, softly but minutely pubescent especially on the midrib and 6 to 7 pairs of prominent ascending nerves; length 5·5 to 7·5 in., breadth 2 to 2·5 in., petiole ·5 to ·65 in. *Flowers* ·4 in. long, the pedicels about as long as the calyx. *Panicles* tomentose, with ovate deciduous bracts, compact, many-branched, axillary or terminal, less than half the length of the leaves. *Sepals* unequal, ovate-rotund, minutely tomentose on both surfaces, the edges ciliolate. *Petals* oblong, obtuse, glabrous except the pubescent tips; the keel obovate, vertically 9 to 10-ridged, tomentose. *Filaments* flattened, glabrous. *Ovary* shortly stipitate, glabrous, ovate, 8-ovuled, surrounded at the base by a fleshy glabrous much waved annular disc. *Style* villous in its lower, glabrous in its upper, half. *Fruit* (young) globose, sulphureous, glabrous, faintly rugose.

Perak, on low hills.

Not unlike *X. rufum*, A. W. Benn. in general aspect: but with smaller flowers, glabrous ovary and fruit, and leaves intensely sulphureous beneath.

20. *XANTHOPHYLLUM RUFUM*, A. W. Benn. in Hook. fil. Fl. Br. Ind. I, 210. A tree 40 to 50 feet high. Branchlets stout, terete, pale scurfy-pubescent, the youngest rufous-tomentose. *Leaves* coriaceous, elliptic to ovate or obovate-elliptic, very shortly and suddenly acuminate, narrowed in the lower third to the stout short petiole, the edges recurved when dry; upper surface glabrous, dull; lower paler, covered with short soft pubescence especially on the midrib and 7-8 pairs of bold semi-erect nerves; length 4·5 to 6·5 in. (acumen ·5 in.,) breadth 2·25 to 2·75 in., petiole ·5 in. *Panicles* terminal or from the axils of the uppermost leaves, lax, few-branched, 3 to 7 in. long, densely tomentose, the ends of the branches and sepals rufous. *Flowers* ·6 in. long, on short pedicels in the axils of ovate sub-persistent bracts. *Sepals* unequal, ovate to sub-reniform, densely tomentose on both surfaces, fleshy, concave. *Petals* more than twice as long as the sepals, oblong, obtuse, glabrous except the tomentose keel. *Filaments* glabrous, flat at the base. *Ovary* surrounded by a shallow fleshy disc, sessile, ovate, pointed, ridged, tomentose as is also the conical style; ovules 12 to 16. *Fruit* ·75 in. in diam., (? mature) globose, with 4 vertical rufous pubescent ridges; pericarp thick, crustaceous,

Malacca; Perak. Distrib. Sumatra. (Beccari, P. S. No. 643.)

21. *XANTHOPHYLLUM INSIGNE*, A. W. Benn. in Hook. fil. Fl. Br. Ind. I, 211. A glabrous tree with pale branchlets. *Leaves* drying brown, coriaceous, elliptic, obtuse, the base slightly narrowed; upper surface shining; lower dull, pale, the 6-8 pairs of nerves and rather wide reticulations prominent; length 4.5 to 6.5 in., breadth 3 to 3.5 in.; petiole stout, .6 in. Racemes 3 to 4 in. long, axillary, sometimes terminal and paniced. *Flowers* .6 to .75 in. long; *sepals* unequal, sub-orbicular, puberulous. *Petals* spatulate, glabrous except the pubescent claw; keel adpressed-sericeous, its claw pubescent. *Stamens* 8, the filaments flat at the base and rising from an annular entire undulate disc which surrounds the ovary. *Ovary* ovoid, ridged, glabrous, ovules 16; style little curved, glabrous. *Fruit* globose, 3 in. in diam., minutely rugose, pericarp .5 in., thick; seeds oblong, 1 in. long, embedded in pulp.

Malacca; Maingay, No. 348. Miller.

ORDER XII. PORTULACÆ.

Herbs, rarely undershrubs. *Leaves* opposite or alternate, entire; nodes with scarious or hairy appendages, rarely naked. *Inflorescence* various. *Sepals* 2, imbricate. *Petals* 4-5, hypogynous or perigynous, free (or united below), fugacious. *Stamens* 4-∞, inserted with (rarely upon) the petals, filaments slender; anthers 2-celled. *Ovary* free, or $\frac{1}{2}$ -inferior, 1-celled; style 2-8-fid, divisions stigmatose; ovules 2-∞, on basal funicles or a central column, amphitropal. *Capsule* with transverse or 2-3-valvular dehiscence. *Seeds* 1-∞, compressed; embryo curved round a mealy albumen. Distrib. Cosmopolitan, chiefly American: genera 15, species about 125.

1. PORTULACA, Linn.

Diffuse, usually succulent, annual or perennial herbs. *Leaves* with scaly or hairy nodal appendages. *Flowers* terminal, surrounded by a whorl of leaves, solitary or clustered. *Sepals* connate below, the free part deciduous. *Petals* 4-6, perigynous or epipetalous. *Ovary* $\frac{1}{2}$ -inferior; style 3-8-fid; ovules ∞. *Capsule* crustaceous, dehiscing transversely. *Seeds* ∞, reniform. Distrib. Tropical regions, chiefly American; one or two are cosmopolitan weeds extending to temperate regions; species 16.

1. *PORTULACA OLERACEA*, Linn. An annual glabrous, sub-succulent, prostrate herb, 6 to 12 inches long; sometimes with minute scarious appendages at the nodes. *Leaves* flat, cuneate-oblong, rounded or truncate at the apex, .25 to 1.25 in. long; petiole very short. *Flowers* in few-flowered terminal heads or in dichotomous cymes, sessile, surrounded

by a few ovate, pointed scarious bracts: *petals* 5, equal to the sepals, yellow: *stamens* 8 to 12: *style* 3-8-cleft: *seeds* punctate: Roxb. Fl. Ind. II, 463; W. & A. Prodr. 356. *P. lævis*, Ham. in Wall. Cat. 6841. Hook. fil. Fl. Br. Ind. I, 246. *P. suffruticosa*, Thw. Enum. 24 (not of Wight).

In the Andamans, and probably in all the Provinces, in waste places. Distrib. All warm climates.

2. PORTULACA QUADRIFIDA, Liun. An annual with diffuse filiform stems, rooting at the nodes; nodal appendages copious, pilose. *Leaves* flat, opposite, ovate or ovate-lanceolate, acute, almost sessile; length .2 to .35 in. *Flowers* solitary, terminal; calyx tube partly immersed in the extremity of the axis, surrounded by long silky hairs and by about 4 bracteoles: *petals* 4, yellow; *stamens* 8 to 12; *style* filiform, deeply 4-fid. *Seeds* minutely tuberculate. DC. Prod. III, 354. Wight Ill. ii, t. 109. Hook. fil. Fl. Br. Ind. I, 247. Oliver Fl. Trop. Africa, I, 149. *P. meridiana*, L. Roxb., Fl. Ind. II, 463. *P. geniculata*, Royle Ill. 221. *P. anceps*, Rich. Fl. Abyssin., I, 301.

Penang, in the Fort; Curtis. Distrib. Throughout the Tropics of Asia, S. Africa.

ORDER XIII. HYPERICINEÆ.

Herbs or shrubs, rarely trees. *Leaves* opposite, often punctate with pellucid glands or dark glandular dots, entire or glandular-toothed; stipules 0. *Flowers* solitary or cymose, terminal, rarely axillary. *Sepals* and *petals* each 5, rarely 4; petals contorted in bud. *Stamens* indefinite, or rarely definite, 3- or 5-adelphous, rarely free or all connate; anthers versatile. *Ovary* 3- 5-carpellary, 1- or 3-5-celled; styles as many, filiform, free or united; ovules few or numerous, on parietal or axile placentas, anatropous, raphe lateral or superior. *Fruit* capsular or baccate. *Seeds* exalbuminous, sometimes winged; embryo straight or curved. Distrib. Temp. countries and mountains of warm regions; genera 8, species about 210.

1. CRATOXYLON, Blume.

Shrubs or trees. *Leaves* entire, usually papery. *Inflorescence* axillary or terminal, cymose. *Sepals* and *petals* each 5, *Stamens* 3- or 5-adelphous, with fleshy hypogynous glands alternating with the bundles. *Ovary* 3-celled; styles distinct; ovules 4-8 in each cell. *Capsule* 3-valved, seeds winged. Distrib. Tropical Asia; species about 12.

Sect. I. ANCISTROLOBUS, Spach. *Petals* sub-persistent, inappendiculate. *Stamens* 3-delphous; glands more or less cucullate.

1. CRATOXYLON POLYANTHUM, Korth. Verhand. Nat. Gesch. Bot. 175, t. 36. A large shrub, or tree 30 to 40 feet high, all parts glabrous;

young branches pale brown, compressed. *Leaves* membranous, minutely pellucid-punctate, elliptic-oblong, almost equally acute at base and apex; above shining, below rather dull; nerves about 7 to 10 pairs, pale; reticulations minute; length 1·5 to 3·5 in., breadth ·75 in. to 1·25 in., petiole ·1 in. *Flowers* slightly supra-axillary, solitary or in 1 to 3-flowered cymes, ·5 in. in diam. *Sepals* elliptic, obtuse, as long as the petals. *Petals* oblanceolate, veined. *Hypogynous glands* large, fleshy. *Capsule* slightly exceeding the persistent sepals. *Seeds* obliquely winged. Hook. fil. Fl. Br. Ind. I, 257. Miq. Fl. Ind. Bat. I, pt. ii, p. 516.

All the Provinces. Distrib. British India, China, Philippines.

Var. 1. *LIGUSTRINUM*, Blume Mus. Bot. II, 16 (sp.); leaves narrowed at both ends, acute. *C. lanceolatum*, Miq. Fl. Ind. Bat. Supp. I, 500. *Ancistrolobus ligustrinus*, Spach. Suit. Buff. V, 361. *A. brevipes*, Turcz. Bull. Mosc. 1858, I, 383. *Hypericum pulchellum*, Wall. Cat. 4821. *H. carneum*, Wall. Cat. 4820.

Andamans, Malacca, Penang.

Var. 2. *WIGHTII*, Bl. l. c. 18. (sp.) Leaves broadly oval, mostly obtuse. *Ancistrolobus* sp. Wight Ill. I, 111. *Hypericum horridum*, Wall. Cat. 4822. *Elodea* sp. Griff. Notul. IV, 569.

Perak, King's Collector.

Sect. II. *TRIDESMIS*, Spach. *Petals* not persistent, with a basal squamule. *Stamens* 3- or 5-adelphous.

2. *CRATOXYLON ARBORESCENS*, Blume Mus. Bot. II, 17. A tree 15 to 50 feet high, all parts glabrous. Young branches robust, the bark pale brown, often ridged. *Leaves* coriaceous, broadly oblanceolate, obovate-elliptic or oblong-obovate, very shortly acuminate; dull on both surfaces, the lower pale, yellowish-brown with black dots; nerves numerous, obsolete; length 3 to 4·5 in., breadth 1·25 to 2 in.; petiole ·25 in., stout. *Cymes* in large terminal panicles usually longer than the leaves. *Flowers* ·3 in. in diam. *Sepals* unequal, ovate-rotund, veined. *Petals* about as long as the sepals, broadly cuneate, conspicuously veined and with a lacinate basal scale. *Capsule* longer than the persistent sepals. *Seeds* winged all round. Hook. fil. Fl. Br. Ind. I, 258; Kurz Fl. Burm. I, 84; *C. coccineum*, Planch. *Hypericum arborescens*, Vahl. Symb. II. 86, t. 43. *H. coccineum*, Wall. Cat. 4823. *Ancistrolobus glaucescens*, Turcz. Bull. Mosc. 1858, I, 383. *Vismia*? *arborescens*, Choisy Prod. Hyp. 36.

In all the Provinces. Distrib. Malayan Archipelago: Burmah.

Var. *Miquelii*, branches more slender than in the typical form; leaves thinner in texture, oblanceolate, acuminate. A small tree 15 to 20 feet. *C. cuneatum*, Miq. Fl. Ind. Bat. I, pt. ii, 517.

Penang, Perak. Distrib. Sumatra.

3. *CRATOXYLON FORMOSUM*, Benth. and Hook. fil. Gen. Pl. I, 166 A shrub or tree 20 to 6 feet high, all parts quite glabrous, young branches pale. *Leaves* membranous, broadly elliptic to elliptic-oblong, acute or rounded, the base slightly narrowed; upper surface shining; lower dull pale, glaucescent and with numerous minute black dots; main nerves 6 to 8 pairs, little more prominent than the secondary; length 3 to 4 in., breadth 1.75 to 2.25 in.; petiole .25 in., thin. *Cymes* axillary, or from above the scars of fallen leaves, 2-3 flowered. *Flowers* .75 in. long, their pedicels .5 in. *Sepals* elliptic, pointed, faintly veined, .2 in. long, nearly equal, not accrescent. *Petals* thin, prominently veined, elliptic, with a narrow scale above the slender claw; *Hypogynous glands* small, oblong or quadrate, crimson. Tubes of staminal bundles long, slender, exerted. *Capsules* cylindric, acute, .6 in. long. *Seeds* .3 in. long, with an obtuse obovate unilateral wing. Hook. fil. Fl. Br. Ind. I, 258; Kurz Fl. Burm. I, 84. *Tridesmis formosa*, Korth. Verh. Nat. Gesch. Bot. 179, t. 37; Miq. Fl. Ind. Bat. I, pt. ii, p. 517. *T. ochnoides*, Spach Suit. Buff. V, 359. *Elodea formosa*, Jack in Hook. Journ. Bot. I, 374.

In all the Provinces. Distrib. Siam, Philippines, Malayan Archipelago.

4. *CRATOXYLON MAINGAYI*, Dyer in Hook. fil. Fl. Br. Ind. I, 258. A tree 30 feet high; all parts glabrous: young branches with pale brown, ridged, bark. *Leaves* coriaceous, elliptic, acuminate at apex and base; both surfaces shining, the lower paler; main nerves obscure, about 6 pairs; length 2 to 3.5 in., breadth 1 to 1.5 in., petiole .25 in. *Cymes* axillary, or from above the scars of fallen leaves, few-flowered. *Flowers* about .5 in. long, their pedicels .25 in. *Sepals* oblong, unequal. *Petals* elliptic, clawed, veined, the basal scale acute. *Capsule* .5 in. long, narrowly cylindric. *Seeds* .25 in. long, with oblong unilateral wing.

Penang; Maingay.

Apparently an uncommon tree, since only Maingay has as yet collected it.

ORDER XIV. GUTTIFERÆ.

Trees or shrubs with yellow or greenish juice. *Leaves* opposite, coriaceous or membranous, rarely whorled or stipulate. *Flowers* axillary or terminal, solitary, fascicled, subracemose or panicked, white, yellow or red, regular, dicecious, polygamous or hermaphrodite. *Sepals* 2-6, imbricate or in decussate pairs. *Petals* 2-6 (rarely more, or 0), usually much imbricated or contorted. MALE FL.: *Stamens* usually indefinite, hypogynous; filaments free or variously connate, monadelphous or in as many bundles as there are petals; anthers various. FEMALE FL.: *Staminodes* various. *Ovary* 1-2-∞-celled; style slender, short or 0; stigmas

as many as the cells, free or connate, sometimes peltate; ovules 1-2 or ∞ , axile, or erect from the base of the cell. *Fruit* usually baccate and indehiscent. *Seeds* large, albumen 0; embryo consisting of a large radicle (*tigellus*) with small or obsolete cotyledons, or of thick free or consolidated cotyledons with a very short inferior radicle. A large tropical family, common in Asia and America, rare in Africa, of 24 genera and 320 species.

Tribe I. *Garcineæ*. Cells of ovary 1-ovuled; stigma sessile or sub-sessile, peltate, entire or with radiating lobes. *Fruit* baccate, indehiscent: embryo with cotyledons minute or undistinguishable.

Calyx of 4 or 5 sepals 1. *Garcinia*.

Tribe II. *Calophylleæ*. Ovary with 1 to 4 erect ovules: style 1, slender: stigma peltate, 4-fid. *Fruit* fleshy, usually indehiscent. Embryo with 2 distinct cotyledons.

Ovary 1-celled.

Ovules solitary, style 1, stigma peltate ... 2. *Calophyllum*.

Ovules 4; style 1, 4-fid. with a stigma above each segment 3. *Kayea*.

Ovary 2-celled, 4-ovuled.

Style 1, stigma peltate 4. *Mesua*.

1. GARCINIA, Linn.

Trees, usually with yellow juice. *Leaves* evergreen, coriaceous, very rarely stipulate. *Flowers* solitary, fascicled, or paniced; axillary or terminal; polygamous. *Sepals* 4-5, decussate. *Petals* 4-5, imbricate. MALE FL.: *Stamens* ∞ , free, or collected into a ring, or an entire globose or conical 4-5-lobed mass, often surrounding a rudimentary ovary; anthers sessile, or on short thick filaments, 2 rarely 4-celled, adnate or peltate, dehiscing by slits or pores, or circumsciss. FEMALE OR HERMAPHRODITE FL.: *Staminodes* 8- ∞ , free or connate. *Ovary* 2-12-celled; stigma sessile or sub-sessile, peltate, entire or lobed, smooth or tubercled; ovules solitary in each cell, attached to the inner angle of the cell. *Berry* with a coriaceous rind. *Seeds* with a pulpy aril. Distrib. Tropical Asia, Africa, and Polynesia; species about 100.

Subgenus I. GARCINIA proper. *Sepals* 4, decussate: *petals* 4, imbricate.

Sect. 1. *Stamens* of male flower occupying both sides of 4 pedicelled fleshy processes; anthers sessile, 2-celled, the cells more or less orbicular

- (4-celled in *cuspidata*) dehiscing longitudinally, the connective thick; rudimentary stigma hemispheric, entire, discoid and flat, or concave (in *Merguensis* and *rostrata*); the style long, cylindrical species 1 to 7.
- Sect. 2. Stamens of male flower in a 4-lobed mass surrounding the rudimentary ovary: anthers 2-celled, oblong, dehiscing longitudinally.
- Rudimentary stigma 6 to 8-lobed ... species 8 to 10.
- Rudimentary stigma none ... species 11 to 13.
- Sect. 3. Stamens in a single un-lobed mass; anthers 2-celled.
- Stamens of male flower in a cone: rudy. stigma large convex ... 14. *Malaccensis.*
- Staminal receptacle stipitate: anthers broadly oblong, curved, dehiscence longitudinal; rudy. stigma broad, discoid ... 15. *Maingayi.*
- Stamens in whorls on a thin annular fleshy receptacle ... 16. *atro-viridis.*
- Stamens of male flower on a flat or convex sessile receptacle.
- Anthers bent round the apex of the connective (horse-shoe-shaped) dehiscing along the convexity: rudy. stigma 0
- Leaves white beneath ... 17. *opaca.*
- " green " ... 18. *calycina.*
- Anthers thick, cuculate, with flat broad tops, the connective large, cells dehiscing longitudinally.
- Rudy. stigma large, discoid ... 19. *costata.*
- " " none ... 20. *Griffithii.*
- Anthers with small connective, cells sub-orbicular, dehiscing longitudinally: rudy. stigma 0 ... 21. *Forbesii.*
- Anthers with the connective lengthened transversely and bearing at its extremities the small oval anther cells: rudy. stigma 0 ... 22. *Bancana.*
- Sect. 4. Anthers 4-celled ... species 23 to 26.
- Sect. 5. Anther cells surrounding the central connective, often confluent, their dehiscence circumscissile: rudy. stigma 0 ... species 27 to 30.

SUB-GENUS II. XANTHOCHYMUS.

Sepals and petals 5, all imbricate ... species 31 to 36.

Subgenus I. GARCINIA proper, sepals 4, decussate: petals 4, imbricate.

1. GARCINIA EUGENIAEFOLIA, Wall. Cat. 4873. A small tree; the young branches thin, 4-angled, rather pale when dry. *Leaves* sub-coriaceous, elliptic, tapering to each end, the apex with a short blunt tail; upper surface shining; the lower dull, pale, opaque; nerves thin, spreading, less than .1 in. apart, very indistinct on either surface; length 2 to 3.5 in., breadth .9 to 1.35 in., petiole .2 to .25 in. *Male flowers* .2 in. in diam., in axillary or terminal, minutely bracteate, 3- to 6-flowered fascicles; pedicels .2 in. long. *Sepals* 4, orbicular, the outer pair small, the inner pair as large as the petals. *Petals* 4, orbicular, thin with a circular thickened coloured fleshy spot near the base: *Stamens* numerous, forming with the rudy. stigma a dense convex mass; *anthers* numerous, on both sides of 4 fleshy processes, orbicular-oblong, 2-celled, the dehiscence vertical: rudy. stigma large, hemispheric, the style cylindric. *Female flower*: .25 in. in diam., in pedunculate 3-flowered cymes, sometimes several from same axil, pedicels .25 to .35 in. *Sepals* 4; the outer pair small, fleshy, ovate-orbicular; the inner pair thin, nearly as large as the petals, slightly keeled at the base; *petals* as in the male: *Staminodes* and disk absent. *Stigma* large, hemispheric, sub-papillose, entire, covering nearly the whole of the ovary. *Fruit* in fascicles of 2 to 4, globular, .75 in. in diam., smooth, brown, crowned by the papillose stigma; calyx not persistent. Hook. fil. Fl. Br. Ind. I, 268; Pierre Fl. Forest. Coch-Chine, fasc. VI, p. vi, in part; *G. brevirostris*, Scheff. Obs. Phyt. II, 41.

Penang: Wallich, Curtis, No. 669. Tenasserim and Andamans; Helfer, 855. Perak; King's Collector Nos. 8604, 5954, Wray No. 461.

There are two specimens in the Calcutta Herbarium of *G. brevirostris*, Scheffer, named by the author himself; and they agree absolutely with Wallich's No. 4873. This species is quite distinct from Griffith's No. 858 (Kew Dist.) from Malacca, which Pierre not only reduces here, but of which he figures (tab. 90 E. F.) the flowers as the flowers of this. This species does not appear to be a common one. Specimens of other things appear to have been so much confounded with it, that I forbear to quote more synonyms than *G. brevirostris*.

2. GARCINIA MERGUENSIS, Wight Ill. 122, Ic. 116. A tree 30 to 40 feet high; young branches thin, terete, dark brown when dry. *Leaves* ovate-elliptic to lanceolate, bluntly caudate-acuminate, the base cuneate; upper surface when dry shining, dark brown; the lower dull

pale brown, the midrib distinct on both; nerves indistinct, thin, spreading, about .075 in. apart: length 3 to 3.5 in., breadth 1.1 to 1.4 in., petiole .25 in. *Male flowers* .15 in. in diam., in rather dense axillary minutely bracteolate 3- to 6-flowered cymes longer than the petioles: pedicels .2 in., buds globose: *sepals* 4, fleshy, the outer pair small, ovate-orbicular, sub-acute; the inner pair orbicular, all concave; *petals* 4, orbicular, fleshy, concave, covering the stigma in bud: *anthers* numerous on both sides of 4 fleshy processes, sessile, oblong, dehiscing suturally; rudy. style long, cylindrical, thick: stigma discoid, smooth, flat. *Hermaproditic flowers*; *sepals* 4, the outer pair as in the male ovate-orbicular, thin: *petals* 4, orbicular-reniform, fleshy, not covering the stigma: *stamens* numerous on both sides of 4 triangular fleshy processes; *anthers* sessile, sub-orbicular, dehiscing vertically by the sutures: *stigma* sessile, very large, hemispheric, convex, smooth, covering the anthers when young. *Female flowers*; *sepals* 4, the outer pair much smaller than the inner, all thin and concave: *petals* 4, orbicular, about the same size as the inner sepals, concave, thinly coriaceous, with a thickened coloured patch at the base: *staminodes* and disk 0: *stigma* semi-hemispheric, almost covering the whole ovary. *Fruit* pedicelled, globular, .75 in. in diam., smooth, covered by the concave smooth stigma. Hook. fil. Fl. Br. Ind. I, 267; Kurz Fl. Burm., I, 89: Pierre Flora Forest. Coch-Chin. fasc. VI, p. vi, tab. 68, 69, 91, D.

Malacca; Griffith, Maingay, No. 155, Kew Distrib. Perak; Scortechini Nos. 244a and 812, King's Collector, No. 2660, Wray, 1075. Penang; Curtis, No. 900.

Maingay No. 155 is the type of Pierre's species *G. fulva*, but, in spite of very careful dissection of many of the flowers of this most puzzling plant, I cannot see my way to adopting that as a species separable from *G. merguensis*, Wight.

3. *GARCINIA ROSTRATA*, Benth. and Hook fil. Gen. Plantar. I, 174. A tree 30 to 40 feet high. Young branches terete, pale, slender. *Leaves* thinly coriaceous, elliptic-oblong, with a rather short blunt acumen, the base much narrowed: both surfaces shining, the lower rather pale, midrib prominent: nerves very numerous, thin, sub-horizontal, rather distinct when dry, especially on the lower surface; length 2.5 to 3.5 in., breadth 1.25 to 1.75 in., petiole .2 in. *Male flowers* .15 in. in diam., in slender, pedunculate, lax, often dichotomous, 3- to 9-flowered cymes which are in fascicles of 2 to 4 in the axils of the leaves; buds depressed-globose, .1 in. in diam.; the pedicels .25 to .35 in., slender: *sepals* 4, orbicular, concave, the outer pair small, fleshy, the inner thin as large as the petals: *petals* 4, orbicular, concave, thin, each with a fleshy coloured circular patch near its base: *stamens* numerous; *anthers* sessile, on both

sides of 4 thick fleshy processes; cells 2, orbicular-oblong seated on the apex of the thick connective, dehiscing along the convexity: stigma very large, discoid, smooth, depressed in the centre, covering the stamens. *Hermaphrodite flowers* in 3-flowered, axillary, solitary, sessile, bracteolate cymes; sepals as in the male; *petals* 4, orbicular-reniform, not covering the stigma, otherwise as in the male; *anthers* in 4 masses as in the male, 4-celled; *stigma* sub-sessile, covering the whole ovary, large, discoid, smooth, entire. *Fruit* solitary, or 2 or 3 from an axil, ovoid, sub-orbicular, .5 to .65 in. long and rather less in diam, smooth, crowned by the discoid sub-concave stigma. Pierre Fl. Forest. Coch-Chine, fasc. VI, p. v, tab. 91, B. *Discostigma rostratum*, Hassk. Cat. Pl. Hat. Bogor. 213. Hook. fil. Journ. Linn. Soc. XIV, 486.

Malacca; Griffith, No. 855, Maingay 156. Perak: Scortechini 1962, King's Collector Nos. 8486, 10762. Distrib. Java.

This is readily distinguished by its small flowers on slender pedicels, and by its flattened buds: also by the sub-horizontal, close, rather distinct, venation of the leaves.

4. *GARCINIA CUSPIDATA*, King, n. sp. A tree 60 to 70 feet high; the young branches terete, dark-coloured. *Leaves* elliptic-ovate, shortly sub-spathulate, cuspidate, the base narrowed; upper surface shining, the lower dull; nerves sub-horizontal, distinct beneath when dry, .1 in. apart, anastomosing with an intramarginal nerve; length 2.5 to 3.25 in., breadth 1.1 to 1.5 in., petiole .3 in. *Male flowers* .15 in. in diam., in shortly pedunculate, axillary, 6 to 9-flowered, spreading cymes; buds pyriform; pedicels slender, .3 to .6 long; *sepals* 4, equal, reflexed, orbicular, thin, concave; *petals* 4, reflexed, covering the stamens and stigma in bud, thin, orbicular, concave, a little larger than the sepals: *stamens* numerous, on both sides of 4 fleshy processes, filaments very short and thick: *anthers* with 4 globular cells, each dehiscing by a long vertical suture; *style* short, cylindrical; *stigma* capitate, small, quite concealed by the staminal masses. *Female flowers* and *fruit* unknown.

Perak, at low elevations: King's Collector, No. 10865.

Collected only once by the late Mr. Kunstler. The leaves a good deal resemble those of *G. rostrata*, Hassk.; but the nerves are slightly more distinct, and the flowers have a different androecium, although externally they much resemble those of *G. rostrata*, Hassk.

5. *GARCINIA WRAYI*, King, n. sp. A small spreading tree; young branches very slender, terete, dirty yellow. *Leaves* thinly coriaceous, ovate or elliptic, the apex produced into a long sub-spathulate point, the base cuneate; upper surface shining, the lower dull, pale; nerves slender, sub-horizontal, .05 in. apart, invisible on the upper and faint on the lower surface even when dry; length 2 to 2.5 in., of which

the apical tail is sometimes as much as .75 in., breadth .8 to 1.2 in.; petiole .2 in. *Male flowers* .15 in. in diam., in axillary fascicles of 2 or 3; buds globose, pedicels .15 in.; perianth reflexed, *sepals* 4, the outer less than half as large as the inner pair, all orbicular, sub-coriaceous and concave; *petals* 4, ovate-orbicular, blunt, with a thickened spot near the base, covering the stamens in bud; *stamens* numerous, on both surfaces of 4 fleshy processes; anthers sessile, globular-oblong, the connective rather thick, 2-celled, dehiscence vertical; rudy. style cylindric, convex, smooth. *Female flowers* axillary, solitary, pedicels as in the male; *sepals* 4, orbicular, thin, concave, about the same size as the petals and neither sepals nor petals quite covering the stigma in bud: *petals* 4, orbicular, concave, with a coloured thickened spot near the base; disk lobed, shallow, fleshy: staminodes none; *ovary* cylindric; *stigma* hemispheric, smooth, entire, enveloping the whole of the ovary, ultimately becoming discoid and slightly depressed in the middle.

Perak; on Ulu Batang Padang and on Gunong Batu Pateh, at elevations of 4,500 feet and upwards. Wray, Nos. 267, 362, 1527; Scortechini, No. 3235.

I have not seen ripe fruit of this, but (from the appearance of a young one) it is probably ovoid. In its leaves, this species rather resembles *G. merguensis* and *rostrata*.

6. *GARCINIA DIVERSIFOLIA*, King, n. sp. A tree 40 to 60 feet high; young branches rather thick, 4-angled, yellowish. *Leaves* lanceolate and sub-acute, to elliptic and shortly and bluntly cuspidate, the base always cuneate; upper surface shining, the lower dull, slightly pale when dry; midrib prominent on both surfaces; the nerves numerous, about .05 in. apart, spreading, straight, visible on the upper, invisible on the lower surface; length of the lanceolate form 3.5 to 4.5 in., breadth 1.5 to 1.75 in.; length of the elliptic form 2.5 to 4.25 in.; breadth 1.4 to 2.75 in., petiole .2 to .4 in. *Male flowers* .75 in. in diam., in 3 to 6-flowered, bracteolate, axillary cymes; buds globular-ovoid; pedicels unequal, from .2 to .4 in.; bracteoles orbicular, fleshy: *sepals* 4, orbicular, fleshy, concave, the outer pair small, united by their bases and sometimes irregularly denticulate, inner pair as large as the petals: *petals* 4, ovate-orbicular to orbicular, fleshy, concave; *stamens* very numerous, occupying both sides of 4 fleshy processes: anthers sessile, 2-celled, the connective thick, bifid, bearing at its upper part the two sub-orbicular suturally-dehiscent cells: rudy. pistil with cylindric style thickened upwards: the stigma large, hemispheric, entire, sub-papillose. *Female flowers* in cymes like the males but fewer-flowered and often terminal, perianth as in the male; staminodes apparently none; *ovary* depressed-globose, smooth: *stigma* sessile, discoid, entire, its surface

minutely lobulose. *Fruit* (unripe) sub-globular, .6 in. in diam., crowned by the stigma.

Perak; at elevations of 3000 to 3,500 feet, King's Collector, No. 6920, Wray, No. 1209.

7. *GARCINIA CADELLIANA*, King, n. sp. A tree about 30 feet high; the young branches, slender, terete, brownish yellow. *Leaves* thinly coriaceous, elliptic to elliptic-oblong, sub-acute, the base very cuneate; both surfaces shining; main nerves 10 to 12 pairs, inter-arching very near the margin, thin, slightly prominent on both surfaces when dry; length 3.5 to 5.5 in., breadth 1.5 to 2.5 in.; petiole .25 to .35 in., stout. *Male flowers* .25 in. in diam., in dense 3 to 8-flowered axillary fascicles, buds globose, pedicels .1 in., bracteolate at the base, stout; *sepals* 4, slightly unequal, small, orbicular, fleshy, the edges thin: *petals* 4, obovate-orbicular, fleshy, concave: *stamens* numerous, on both sides but especially on the inner sides of 4 fleshy processes opposite the petals; anthers oblong, sessile, 2-celled, the dehiscence longitudinal; style cylindrical, as long as the staminal bundles; stigma large, hemispheric, papillose, entire. *Female flowers* and fruit unknown.

Andamans; King's Collector, No. 371.

8. *GARCINIA SPECIOSA*, Wall. Pl. As. Rar. iii. t. 258. A tree 40 to 60 feet high; the young branches slightly 4-angled, yellowish when dry. *Leaves* thinly coriaceous, oblong or elliptic-oblong, sometimes ob-lanceolate, shortly acuminate, the base cuneate; both surfaces shining, the midrib, main and intermediate nerves all rather prominent; length 5 to 8 in., breadth 2 to 3.75 in.; petiole .5 to .6 in. *Male flowers* 1.5 to 2 in. in diam., terminal in fascicles of 4 or 5, or solitary; peduncles longer than the petioles. *Sepals* 4, fleshy, concave, slightly unequal, 1 pair ovate and 1 pair reniform. *Petals* 4, yellow, larger than the sepals, rotund, slightly clawed. *Stamens* numerous, in 4 short, thick, diverging, oval masses confluent at the base; filaments short; anthers oblong with longitudinal dehiscence. *Style* short, thick, columnar; rudimentary stigma large, convex, with 6 shallow, broad, blunt lobes. *Female flowers* solitary, terminal, on short thick pedicels; perianth larger than in the male; ovary sub-globular, the stigma large, convex, the margin 6 to 8-lobed. *Flower* unknown. Unripe fruit ovoid, sub-globose, apiculate, the hardened stigma and the thickened sepals persistent. Wall. Cat. 4855, 4852 E. *Garcinia affinis*, Wall. Cat. 4854. Choisy Guttif., Ind. 23; Planch. and Triana Mem. Guttif., 171; Kurz For. Fl. Burma. I, 88; Pierre Fl. Forest. Coch-Chine, fasc. IV, p. xiv, tab. 79, excl. figs. H. and I.

Andaman Islands; Kurz. Distrib. Tenasserim.

This arboreous species is no doubt very closely allied to the shrubby

G. Kurzii, Pierre. And it appears probable that, although its headquarters are Burmah and Sylhet, *G. speciosa* does occur on the Andamans. M. Pierre relies, as a diagnostic mark of his *G. Kurzii*, on its having solitary male flowers, whereas those of *G. speciosa* are fasciculate. But in Calcutta Herbarium specimens of the same set which M. Pierre would refer to his *G. Kurzii*, the flowers are sometimes solitary and sometimes clustered. Another mark which M. Pierre relies on is that the peduncles of the flowers of *G. speciosa* are described by Wallich as two or three times as long as the leaf petioles, whereas in *G. Kurzii*, the peduncles are shorter than the petioles. The female flower of *G. speciosa* is described in the Flora of British India as unknown, and M. Pierre says the same of the female flower of his *G. Kurzii*. Wallich's specimens of *G. affinis* from Sylhet have advanced female flowers, and it is from these that I have described the female flower (figured by Pierre, tab. 79, fig. G.): for *affinis* appears to me in no way distinct from *speciosa*. Wallich was no doubt misled by the size of the rudimentary stigma in the male flowers of *speciosa* into considering these as hermaphrodite, and it is probable that he never saw true female flowers. This view is supported by the fact that he does not describe either ovary or fruit. Pierre (l. c. t. 79, figs. H. and I.) gives drawings of what he believes to be the male and female flowers of *G. speciosa*. But in his text (fasc. VI, p. xiv), he states that the flowers thus figured were, in the specimen from which he took them, unattached to any leaf-twig and were mixed with flowers of other species. They are therefore altogether doubtful even for M. Pierre.

9. GARCINIA KURZII, Pierre, Flor. Forest. Coch.-Chine, fasc. VI, p. xiv, t. 78 B. A shrub with the branchlets and leaves of *G. speciosa*, but the leaves less acuminate and with longer petioles. Flowers as in *speciosa*, but the stamens less numerous and the rudimentary stigma discoid and flat. Ripe fruit unknown.

Andaman Islands; Kurz, King's Collector.

This differs from *G. speciosa* chiefly in being a shrub, and in its rudimentary stigma being flat and discoid, instead of convex. Both this and *speciosa* differ but little from *G. cornea*, Roxb., a species indigenous to Amboina.

10. GARCINIA HOMBRONIANA, Pierre, Fl. Forest. Cochinchine, fasc. VI, p. xii, t. 79, figs. D. E. F. J. A tree, with rather stout, 4-angled branches, yellowish when dry. Leaves elliptic to oblong-elliptic, slightly inequilateral, sub-acute or very shortly and abruptly blunt-acuminate; the base cuneate, slightly unequal: upper surface slightly glossy, the under rather dull; nerves numerous, ascending, not prominent on either surface; the midrib bold on both; length 3.5 to 5 in., breadth 2 to 2.75

in., petiole .5 in. *Male flowers* about 1 in. in diam., terminal, in fascicles of 3 to 6, pedicels .2 to .4 in. *Sepals* thinly coriaceous, concave, the outer pair orbicular; the inner ovate-oblong, blunt. *Petals* ovate-orbicular, twice as long as the sepals. *Stamens* numerous; the filaments united in a fleshy, slightly 4-lobed, annulus on which the broad, oblong, vertically dehiscent anthers are inserted; rudimentary stigma slightly protruding above the mass of stamens, flat, 8-lobed. *Female flower* terminal, solitary, with sepals and petals like the male; staminodes absent. *Ovary* globose; the stigma large, convex, recurved at the edge when young, when adult with 8 shallow crenations. *Fruit* sub-globular, not mammillate, about 1 in. in diam.; the pericarp rather thin, sub-crustaceous; sepals persistent. *Seeds* about 6, oblong, with soft juicy arillus.

Malacca; Griffith, No. 857 (Kew Dist.). Perak; Scortechini (1 specimen). Nicobar Islands; Kurz, Jelinek.

This species, which has been established by M. Pierre, comes (as his own description and figures show) very near to *G. cornea*, Linn. It differs chiefly from *cornea* by its broader leaves, stouter branchlets and 8-lobed stigma. Curtis's Penang specimen No. 690, probably belongs to this species.

11. *GARCINIA MANGOSTANA*, Linn. A glabrous tree 20 to 30 feet high; young branches cylindric, slightly grooved, the bark smooth, green. *Leaves* thickly coriaceous; shining on both surfaces, elliptic-oblong, acute or shortly acuminate, the base cuneate; nerves sub-horizontal, numerous, interarching with a double intra-marginal nerve, rather prominent beneath when dry; length 6 to 10 in., breadth 2.5 to 4.25 in., petiole .75 to 1 in. *Male flowers* 1.5 in. in diam., in terminal fascicles of 3 to 9; pedicels .5 to .75 in., with several orbicular, concave, scarious bracts. *Sepals* 4, unequal, coriaceous, rotund, concave. *Petals* 4, larger than the sepals, ovate, fleshy, yellowish tinged with greenish red. *Stamens* indefinite, in a 4-lobed mass; filaments short: anthers oblong, ovate, recurved, dehiscence longitudinal. *Pistil* 0. *Disk* fleshy, as long as the stamens, its apex conical. *Hermaphrodite flowers* 2 in. in diam., solitary or in pairs at the apices of the young branches, and usually on different trees from the male flowers; pedicel .5 in. long, stout, woody. *Ocalyx* and *corolla* as in the male, but larger. *Stamens* many; filaments slender, connate below; anthers irregular and mostly abortive. *Ovary* globular, 4 to 8-celled; stigma sessile, 8-rayed; ovules solitary. *Fruit* as large as a small orange, smooth, dark purplish brown; pericarp thick; seeds oblong, flattened, with large white juicy arillus. Bl. Bijdr. 213; DC. Prod. i, 560: Roxb. Fl. Ind. ii, 618: Bot. Mag. t. 4847: Choisy Guttif. Ind. 33: Planch. and Triana Mem. Guttif. 170: Miq. Fl. Ind. Bat. I, pt. ii, p. 506: Hook. fil. Fl. Br. Ind. i, 260: Kurz For. Fl.

Burm. I, 87; Lanessan Mem. Garcin. 15: Pierre Flor. Forest. Cochinchine t. 54.

Wild and cultivated in the Malayan Peninsula and Archipelago: cultivated also in Burma, Ceylon and a few places in the S. of India.

12. *GARCINIA MICROSTIGMA*, Kurz, Journ. Bot. 1875, p. 324; For. Flora Burmah, I, 91. A shrub 4 to 6 feet high: young branches obscurely 4-angled, the bark dark-coloured. *Leaves* elliptic to elliptic-oblong or lanceolate, sub-acute, the base cuneate; rather dull on both surfaces when dry, the midrib distinct beneath; main nerves 7 to 8 pairs, thin, interarching .1 to .2 in. from the margin; length 3 to 4 in., breadth 1.5 to 2.3 in., petiole .5 to .75 in. *Male flowers* .3 in. in diam., in 2 to 3-flowered, few bracteoid, axillary cymes; buds globose; pedicels .2 to .25 in. long; *sepals* 4, the outer pair ovate-acute, fleshy, keeled, the edges thin, longer than the inner obovate-orbicular, very concave, thinner pair: *petals* 4, obovate-orbicular, fleshy, concave, about the same size as the inner sepals and barely covering the stamens; *stamens* about 20, on a single convex receptacle, filaments short; anthers red, broadly ovate, 2-celled, the dehiscence longitudinal: rudy. stigma 0. *Female flowers* (fide Kurz) on shorter pedicels than the male and probably solitary, terminal. *Fruit* globose, 1.5 to 2 in. in diam., the pericarp smooth, thin, red, the sepals persistent at its base, and its apex bearing the very minute discoid sessile entire stigma; *seeds* 2 or more. Pierre Fl. Forest. Coch-Chine, fasc. VI, p. xix.

South Andaman; Kurz.

13. *GARCINIA PENANGIANA*, Pierre, Fl. Forest. Cochinchine, fasc. vi, p. xxxvii, No. 46a. A slender tree 20 to 30 feet high; the young branches glossy, pale brown when dry, slightly 4-angled. *Leaves* oblong-lanceolate, shortly and rather bluntly acuminate, the base cuneate; upper surface shining, the lower slightly dull and paler, both, (but especially the lower) with a reddish tint when dry; the midrib stout: nerves close, straight, sub-horizontal, faintly visible; length 4.5 to 7 in., breadth 1.5 to 2.5, or even 3 in.; petiole .5 in. or less. *Male flowers* 1 in. in diam., in terminal fascicles of 3 to 6, pedicels about .5 in. *Sepals* 4; the outer pair rotund, fleshy, very concave; the inner pair larger, thinner, elliptic, obtuse. *Petals* 4, rather longer than the inner sepals, oblong, blunt, creamy-white. *Stamens* indefinite, the filaments united in a slightly 4-lobed short fleshy mass: anthers short, broad, with longitudinal dehiscence; pistil 0. *Female flowers* terminal, solitary, larger than the male and on shorter stouter peduncles. *Style* short, thick: *ovary* globular; the stigma large, convex, hemispherical, corrugated, and deeply 4-lobed; *stamens* none. *Ripe fruit* globular, more than 1.75 in. in diam., crowned by the persistent stigma, the thickened

sepals persistent at its base; pericarp thin, crustaceous. *Seeds* few, ovate. *G. cornea*, Wall. Cat. 4852 D.; Hook. fil. Fl. Br. Ind. I, 260 (in part). *G. fascicularis*, Wall. Cat. 4853, Pierre l. c., p. xvi.

Penang; Porter (Wallich's Collector), Curtis. Perak; King's Collector, Scortechini.

This plant, first distinguished as a species by M. Pierre, seems to be rather common in Penang and Perak. Ripe fruits are as yet unknown: those in Mr. Kunstler's specimens No. 3583 (noted by him as unripe) measure 1.25 in. in diam. A fruit on one of Scortechini's specimens measures half an inch more. Mr. Kunstler notes the tree as occurring at elevations of 300 up to 3,000 feet. The foregoing description of the flower does not quite agree with that of M. Pierre, which was drawn up from specimens without female flowers and with buds only of the male flowers.

14. *GARCINIA MALACCENSIS*, Hook. fil. Fl. Br. Ind. I, 261. A tree; the branchlets rather stout, 4-angled. *Leaves* brown when dry, elliptic, shortly and abruptly acuminate, the base much narrowed, shining above, the lower surface rather dull; midrib bold, prominent on both surfaces; nerves numerous, faint, sub-horizontal, connected by oblique secondary nerves; length 4 to 8 in., breadth 1.5 to 2.5 in.; petiole .4 to .6 in., channelled. *Male flowers* 1 in. in diam., in terminal fascicles of 4 to 6; pedicels .35 to .65 in. long. *Sepals* orbicular, concave, fleshy. *Petals* twice as long as the sepals, dull red, broadly ovate, shortly clawed. *Stamens* very numerous, densely imbricated in a sub-cylindric or conical truncate mass formed of the fleshy conjoined filaments; *anthers* adnate, broadly ovoid, 2-celled, the connective broad: stigma large, convex. *Ovary* abortive. *Female flowers* 1.5 to 2 in. in diam. terminal, solitary, red. *Staminodes* few or 0. *Ovary* globose, 8-celled; stigma sessile, large, convex, enveloping half the ovary, much corrugated and deeply 8-lobed. *Fruit* unknown. Pierre Flore Forest. Coch.-Chine, fasc. VI, p. xi, t. 78, fig. D.

Malacca; Maingay (Kew Distrib. No. 149). Of this I have seen only Maingay's specimens. In its leaves, in the colour of its flowers, and in its 8-lobed stigma, this resembles *G. mangostana*.

15. *GARCINIA MAINGAYI*, Hook. fil. Fl. Br. Ind. I, 267. A tree 40 to 60 feet high; young branches thick, 4-angled, and dark-coloured when dry. *Leaves* oblong-elliptic, obtuse with short blunt apiculus, the base narrowed; both surfaces shining, the lower pale brown when dry; nerves 9 to 13 pairs, bold, spreading, prominent beneath as is the midrib; length 4.5 to 7 in., breadth 2.25 to 3.25 in., petiole .75 in. *Male flowers* 1 to 1.25 in. in diam., waxy white, in terminal or axillary, 3 to 6-flowered, shortly peduncled umbels; pedicels .25 to .5 in. long. *Sepals*

4, orbicular, fleshy, concave, the outer pair rather smaller than the inner. *Petals* 4, larger than the sepals, ovate-orbicular, fleshy, concave. *Stamens* very numerous, forming with the rudimentary pistil a dense globular mass; the filaments slender, in several rows from a stipitate fleshy receptacle; anthers oblong, curved, 2-celled, with extrorse longitudinal dehiscence; rudy. pistil cylindric, with a broad discoid stigma. *Female flowers* solitary, terminal, sub-sessile; *sepals* and *petals* as in the male but smaller; *staminodes* few, slender; *ovary* globose 4 to 6-celled; the stigma large, convex, papillose, entire or very slightly 4-lobed. *Fruit* globular, 2 to 2.5 in. in diam. when quite ripe; crowned by the large, flat, discoid, papillose, slightly 4-lobed stigma. Pierre Flore Coch.-Chine, fasc. VI, p. xvii.

Perak; common. Malacca; Maingay (Kew Dist. 160 and 161). Pangkore; Curtis No. 1610.

In Scortechini's field-note on this species, the young branches are described as terete; but, in the dried state, they are distinctly 4-angled.

Var. *stylosa*; stigma on a thick style .3 in. long.

Perak. King's Collector, No. 5359.

Only specimens with immature fruit are known, but these differ from the typical form in no respect except the stout style.

16. *GARCINIA ATROVIRIDIS*, Griff. MSS. A graceful tree 40 to 60 feet high; the young branches rather thick, sub-terete, yellowish-grey when dry. *Leaves* coriaceous, both surfaces shining; narrowly oblong, very shortly but sharply acuminate, the base cuneate; nerves numerous, spreading, straight, indistinct when fresh, but rather distinct when dry, anastomosing .05 to .1 in. from the edge with a fine intra-marginal nerve: length 4.5 to 8 in., breadth 1.25 to 2 in., petiole, .6 to .75 in. *Male flowers* 1.25 in. in diam., in terminal clusters of few-flowered cymes, pedicels unequal, from .25 in. to .75 in., long. *Sepals* 4, fleshy, concave; the outer pair orbicular or transversely oblong; the inner pair broadly oblong or orbicular, fleshy with thin edges, larger than the outer pair, streaked with red inside. *Petals* 4, orbicular-obovate, concave, fleshy, larger than the sepals, red. *Stamens* very numerous, forming with the large convex rudimentary stigma a globose mass; filaments slender, nearly as long as the anthers, inserted in whorls on a thin annular fleshy receptacle: *anthers* narrowly oblong, 2-celled, extrorse, the dehiscence longitudinal. Rudy. style cylindric. *Female flowers* terminal, solitary, rarely geminate; *sepals* and *petals* as in the male, but the petals smaller; *staminodes* small, attached to a thin fleshy wavy annulus which surrounds the ribbed, sub-cylindric, 12- to 16-celled ovary. *Stigma* thick, fleshy, very convex, pilate, deep red, the edges undulate. *Fruit* (*vide*

Scortechini) globular, 3 in. in diam. yellowish-green, crowned by the sessile, concave, ribbed stigma. Hook. fil. Fl. Br. Ind. I, 266 : Pierre Fl. Coch.-Chine, fasc. VI, p. xxiv, tab. 80, fig. C.

Malacca ; Maingay (Kew Dist. No. 154.) Perak ; Scortechini, Wray. Wellesley Province, King's Collector. Penang, Curtis, No. 855.

According to Mr. Curtis, the fruit is eaten by the Malays in curries, and the tree is a very handsome one with pendulous branches. I have not seen fully ripe fruit, and the above description of it is taken from Fr. Scortechini's field notes.

17. *GARCINIA OPACA*, King. A tree 40 to 60 feet high ; the branchlets when dry, dull dirty yellow, striate. *Leaves* oblong, narrowed at each end, the apex sometimes shortly acuminate, the base cuneate ; upper surface slightly shining, lower surface opaque, whitish ; the rather numerous nearly horizontal nerves thin, little visible on either surface, the midrib bold and prominent on both ; length 4 to 5 in., breadth 1·75 to 2·25 in., petiole ·6 in. *Male flowers* ·75 in. in diam., in shortly pedicelled, 2 to 3-flowered, ebracteolate, terminal or axillary cymes ; pedicels ·25 in., annulated ; *sepals* 4, obovate, concave, thin, veined ; *petals* 4, similar to the sepals but a little larger : *stamens* numerous, on a single, convex, fleshy receptacle ; *anthers* sessile, depressed-globular, with circumscissile dehiscence : rudy. *stigma* 0. *Female flowers* solitary, terminal : *sepals* more coriaceous than those of the male flower ; staminodes 0 ; *ovary* cylindrical ; stigma convex, smooth, the edge irregularly sub-crenate. *Fruit* solitary, terminal, ovate-globose, slightly mammillate, crowned by the broad flat stigma which has 4 broad shallow rounded lobes ; the sepals rounded, cartilaginous, persistent ; pericarp brown when dry, thin, crustaceous. Seeds several, ovoid, flattened on one side. *G. cornea*, Wall. Cat. 4852 E.

Perak ; King's Collector, Scortechini.

Distinguished by its leaves opaque and whitish beneath and with faint sub-horizontal nerves. In fruit this resembles *G. Penangiana* ; but it has a very different stigma.

18. *GARCINIA CALYCINA*, Kurz, Journ. Bot. 1875, p. 324. A shrub 15 feet high ; young branches slender, slightly angled, pale brown when dry. *Leaves* thinly coriaceous, elliptic-oblong to elliptic, abruptly and shortly caudate-acuminate or sub-acute, the base cuneate ; upper surface shining, the lower rather dull and pale ; main nerves 7 or 8 pairs forming bold intra-marginal arches, the intermediate nerves very numerous, all slightly prominent beneath ; length 3 to 5 in., breadth 1·25 to 2 in., petiole ·3 to ·5 in. *Male flowers* ·15 in. in diam., axillary, solitary or in 2- to 3-flowered fascicles ; buds globular, pedicels ·15 in. long. *Sepals* and *petals* each 4, equal, orbicular, concave, the petals veined ; *stamens*

under 20, in a single convex group, the filaments very short, the connective rather thick, the elongate 2-celled anthers bent like a horse shoe over the apex of the connective and dehiscent along the convexity; rudimentary stigma 0. *Female flowers* larger than the male, subsessile, solitary, axillary; *sepals* broadly ovate, the outer pair larger than the inner; staminodes about 12, distinct, short, square; ovary hidden by the large hemispheric, lacunose, deeply 4-lobed stigma. *Fruit* (immature) ovoid-oblong, smooth, the sepals persistent at its base and the apex crowned by the sessile stigma. *Pierre Flore Forest. Coch.-Chine, fasc. VI, p. xxxiii, tab. 87 D.*

Nicobar Islands; Kurz.

19. *GARCINIA COSTATA*, Hemsley MSS. in Herb. Kew. A tree 50 to 70 feet high; young branches pale, flattened. *Leaves* thinly coriaceous, elliptic, acute, the base cuneate; both surfaces rather dull, the lower paler; nerves bold, spreading, 13 to 18 pairs, very distinct on the lower surface when dry; length 6 to 14 in., breadth 3.5 to 6 in.; petiole 1 to 1.5 in., stout. *Male flowers* 1 to 1.25 in. in diam., in shortly peduncled, 9- to 5-flowered, terminal cymes; pedicels .25 to .5 in. *Sepals* 4, equal, orbicular, fleshy, concave. *Petals* larger than the sepals, pale yellow with a reddish tinge, orbicular-ovate, fleshy, concave. *Stamens* numerous, forming with the discoid stigma an oblong 4-angled mass; filaments short, thick, inserted on a fleshy receptacle; anthers thick, cuneate with flattish tops, 2-celled; the cells large, curved, with extrorse longitudinal dehiscence; rudimentary stigma large, discoid. *Female flowers* solitary, terminal, on short thick pedicels: *sepals* and *petals* as in the male: staminodes about 12: *ovary* with many vertical grooves; *stigma* large, discoid, with radiating grooves corresponding to those of the ovary, the edge wavy. *Fruit* depressed-spheroidal, 3 in. in diam. by 2 in. high, with many deep vertical grooves, pale rose-coloured to crimson.

Perak; on Gunung Bubo at elevations of 2500 to 3000 feet, King's Collector; Maxwell's hill, Wray.

A remarkably fine species, at once known by its large deeply grooved eatable fruit.

20. *GARCINIA GRIFFITHII*, T. Anders. in Hook. Fl. Ind. I, 266. A tree 60 to 100 feet high, the young branches sub-tetragonous, yellowish-green. *Leaves* large, coriaceous, bullate, oval to ovate-elliptic, sub-acute or rather blunt; the base slightly narrowed, sometimes slightly cordate; both surfaces shining, the lower paler; midrib stout; nerves 16 to 24 pairs, bold, sub-horizontal; length 9 to 16 in., breadth 4 to 8 in., petiole .6 in. *Male flowers* .75 in. in diam., in dense 3 to 10-flowered cymes from tubercles in the axils of leaves or of fallen leaves; pedicels .25 in. *Sepals* 4, equal, orbicular, fleshy, concave. *Petals* 4, oblong, blunt

fleshy, red. *Stamens* from 25 to 40, in a square flat-topped mass : anthers nearly sessile, broadly oblong, the connective wide ; the cells 2, lateral, slightly curved, their dehiscence longitudinal ; rudy. ovary 0. *Female flowers* in few-flowered axillary cymes ; pedicels thick, .2 in. long. *Sepals* and *petals* as in the male ; staminodes in 4 bundles of unequal length : ovary ribbed, 12-celled ; style very short ; stigma with many conical papillae, peltate, slightly depressed in the middle, its margins crenate, *Fruit* sub-globular, 2 to 3 in. in diam. when ripe, greenish yellow, crowned by the concave papillate stigma, very glutinous. Pierre Flore Coch.-Chine, fasc. VI, p. xxvi, tab. 80, fig. B.

Malacca ; Griffith 861, Maingay 153 (Kew Distrib). Perak, common. Pangkore, Curtis 1609. Distrib. Sumatra ; Forbes, No. 2994.

21. *GARCINIA FORBESII*, King, n. sp. A small tree, young branches subtetragonous, yellowish. *Leaves* thinly coriaceous, oblanceolate to ovate-lanceolate, shortly acuminate, the base cuneate ; both surfaces slightly dull when dry, the lower slightly pale ; nerves spreading, anastomosing with an intra-marginal nerve, .15 in. apart, the intermediate rather bold, all distinct below when dry ; length 3.5 to 5 in. breadth 1.5 to 2.5 in., petiole .3 to .4 in. *Male flowers* .25 in. diam. in 3 or 4-flowered clusters from small axillary tubercles, buds sub-globose, pedicels .1 to .15 in. *Sepals* 4, equal, rather thin, pale-coloured, orbicular, concave. *Petals* 4, fleshy, orbicular, dark-coloured, concave. *Stamens* numerous, in a single convex mass, the connective small ; anthers sessile, sub-orbicular, 2-celled with longitudinal dehiscence ; rudy. ovary 0. *Female flowers* axillary, solitary, sessile : *sepals* 4, broadly ovate, blunt, fleshy, concave ; *petals* 4, orbicular, fleshy, concave, red to orange ; *stigma* sessile, convex, completely covering the ovary, entire, its surface with prominent glandular papillae. *Fruit* (young) ovoid, crowned by the stigma.

Perak ; Wray 3396. Sumatra ; Forbes Nos. 2936 and 3152.

22. *GARCINIA BANCANA*, Miq. Fl. Ind. Bat. Suppl., 494. A tree 60 to 80 feet high ; young branches stout, nodular, not angled, black and shining when dry. *Leaves* coriaceous, large, broadly obovate-lanceolate ; the apex rounded, often slightly and bluntly mucronate : much narrowed in the lower third into the stout winged petiole ; upper surface shining, the numerous and very oblique nerves distinct ; lower surface dull, opaque, pale brown, the nerves obsolete ; midrib prominent in both ; length 5 to 7 in., breadth 2 to 3 in., petiole .75 to 1.25 in. *Male flowers* .15 in. in diam., in crowded fascicles of 6 to 12, from short densely bracteolate tubercles in the axils of leaves or of fallen leaves ; pedicels unequal, .25 to .5 in. long ; bracteoles ovate, coloured, .1 in. or less. *Sepals* 4, orbicular, concave, fleshy, the outer pair larger than the inner. *Petals* 4, ovate, blunt, fleshy, concave. *Stamens* numerous, in a

convex sub-cylindric mass: the anthers sub-sessile, broad, with 2 small oval cells at the extremities of the transversely lengthened connective; rudimentary pistil 0. *Female flower* solitary ♀, sub-sessile; staminodes 6 to 10, solitary or in two or three groups. *Ovary* sessile, globular, slightly grooved vertically: stigma hemispheric, with 8 triangular rays. *Fruit* ovoid, 1·25 in. long, and 1·1 in. diam.; about 8-seeded. Miq. Ann. Mus. Lugd. Bat. I, 208; Hook. Fl. Br. Ind. I, 263; Scheff. Obs. Phyt. pt. ii, 41; Pierre Flore Forest. Cochinchine fasc. VI, pp. xxvi and xxxviii. *Garcinia Lamponga*, Miq. Fl. Ind. Bat. Suppl. 494; Ann. Mus. Lugd. Bat. I, 208; Pierre l. c. *G. Hookeri*, Pierre l. c. p. xxvii. *G. leucandra*, Pierre, l. c. xxvii.

Perak; King's Collector, Scortechini. Malacca; Maingay (No. 158, Kew Dist.). Distrib. Banka, Sumatra.

I have examined the type specimens of Miquel's *G. bancana* and *Lamponga*, and I believe them to belong to one and the same species. One of his Sumatran specimens of *G. Lamponga* bears, however, besides leaves of the shape described above, some that are broadly elliptic. Pierre reduces to this two more of Miquel's Sumatran species, namely, *G. oxyedra* and *G. P oxyphylla* (Fl. Ind. Bat. Suppl. 494, 495); but of these I have not seen Miquel's types.

23. *GARCINIA COWA*, Roxb. Fl. Ind. II, 622. A dioecious tree 30 to 60 feet high: young branches slender, not angled, dark-coloured when dry. *Leaves* broadly lanceolate, acute at both ends, the apex sometimes acuminate, both surfaces rather dull when dry: the nerves thin but rather distinct when dry, numerous, rather straight, oblique; length 3·5 to 5 in. breadth 1 to 1·75 in. petiole ·3 to ·5 in. *Male flowers* ·4 in. in diam., axillary or terminal, in fascicles of 3 to 8; pedicels ·25 in. *Sepals* broadly ovate, fleshy, yellow. *Petals* twice as long as the sepals, obovate or oblong, blunt, yellow. *Stamens* numerous, on a convex fleshy receptacle, anthers 4-celled, stigma rudimentary. *Female flowers* ·8 in. in diam., terminal, in fascicles of 2 or 3, pedicellate like the males; *ovary* sub-globose, 6 to 8-celled; *stigma* sessile, flat, deeply divided into 6 or 8, papillose, wedge-shaped rays; *staminodes* in 4 clusters of 3 to 8, unequal. *Fruit* globular-depressed, not mammillate, with 4 to 8 vertical grooves, smooth, yellow, ·8 to 1·5 in. in diam.; pericarp thin; *seeds* ·5 to ·75 in. long, oblong, with a soft arillus. DC. Prodr. i, 561; W. and A. Prodr. i, 101; Chois. Guttif. Ind. 34; Planch. and Triana Mem. Guttif. 186; Wall. Cat. 4863; Lanessan Mem. Garcin. 54; *G. Roxburghii*, Wight Ic. 104. Kurz For. Fl. Burm. I, 90. *Oxycarpus Gangetica*, Ham. in Mem. Wern. Soc. V, 344.

Andaman Islands? Distrib. Assam and base of the Khasia Hills, Chittagong, Burmah; in tropical forests.

This is very near *G. Kydiana* but differs in the points noted under that species.

24. *GARCINIA KYDIANA*, Roxb. Fl. Ind. II, 623. A diceceous tree, 25 to 40 feet high; the branchlets dark-coloured when dry, not angled. *Leaves* thinly coriaceous, lanceolate, acuminate, the base acute, both surfaces shining; nerves thin but distinct when dry, rather few for this genus; length 3 to 5 in., breadth .75 to 1.5 in., petiole .35 to .5 in. *Male flowers* .75 in. in diam., in small axillary or terminal pedunculate umbels of 3 to 5, or solitary; pedicels .25 in. long; peduncles of the umbels .4 to .6 in. *Sepals* 4, equal, ovate, obtuse, fleshy, yellow. *Petals* twice as large as the sepals, broadly ovate, blunt, pale yellow. *Anthers* numerous, inserted into the slightly 4-lobed fleshy mass of conjoined filaments, square, 4-celled (a cell at each angle) pistil 0. *Female flowers* axillary and terminal, solitary, sessile. *Sepals* and *petals* as in the male; staminodes 4, small, 3 or 4-fid. *Ovary* globular, sessile, 6 to 8-lobed; stigma sub-sessile, with 6 to 8 spreading glandular rays. *Fruit* 1 to 1.5 in. in diam., smooth, yellow, globular, depressed, with 6 to 8 deep vertical grooves near the apex, and with a nipple-like protuberance from the depressed apex on which is inserted the persistent stigma. *Seeds* 6 to 8, oblong, .85 in. long; the arillus soft, acid, juicy. Kurz For. Fl. Burm. I, 90, *in part*; Pierre Fl. Forest. Coch.-Chine, fasc. VI. p. xxix. Lanesan Mem. Garcin. 59, *in part*; *G. Roxburghii*, Wight Ic. 113; *G. Cowa* Roxb. Hook. fil. Fl. B. Ind. I, *in part*.

Andaman Islands.

Of the true Roxburghian *G. Kydiana*, the only specimens that I have seen are from the Andamans. The Burmese specimens referred to this species by Pierre and others belong mostly to *G. Cowa* as Roxburgh described and figured it. But the two species are very closely allied. The chief points that separate *Kydiana* from *Cowa* are its larger flowers, the arrangement of the males in distinct pedunculate umbels, the females always solitary and sessile; and, in the fruit, the curious nipple rising from the depressed apex, and the restriction of the vertical grooves to the neighbourhood of the apex. In the Flora of Br. India the two are united under *G. Cowa*. Griffith's Nos. 865 and 867, referred to *Kydiana* by Pierre, belong in my opinion to *G. nigro-lineata*, Planch.

25. *GARCINIA NIGRO-LINEATA*, Planch. MSS. A tree 20 to 50 feet high; young branches not angled, their bark rather dark. *Leaves* thinly coriaceous, lanceolate and acuminate, or ovate-lanceolate and shortly caudate-acuminate, the base acute; both surfaces shining, the lower ferruginous in some stages; midrib rather stout; main nerves rather distinct when dry, about .1 to .15 in. apart, the intermediate nerves almost as prominent; length 3 to 4.5 in., breadth 1 to 1.5 in., petiole

·2 to ·4 in. *Male flowers* ·25 in. in diam., in umbels of 3 to 8, on the apices of the branches, or from the axils of leaves or of fallen leaves; pedicels ·25 to ·5 in., slender. *Sepals* orbicular, fleshy, concave. *Petals* longer than the sepals, oblong, obtuse, concave. *Stamens* about 20, forming a tetragonal mass inserted on a convex receptacle, the filaments very short; anthers broad, cuneate with flat tops, 4-celled with vertical dehiscence, the connective thick; pistil 0. *Female flowers* apetalous, solitary, or in clusters of 2 to 5, axillary; *ovary* ovoid, 5 or 7-celled; stigma large, convex with a central smooth depression, bearing many black papillæ, and obscurely 5- to 7-lobed; staminodes about 8 to 10, not branched, their heads flat. *Fruit* ovoid-globose, ·5 to ·75 in. in diam., orange-coloured, pulpy, with a thick fleshy apiculous crowned by the persistent stigma. Hook. fil. Fl. Br. Ind. I, 263. Pierre Flore Forest. Coch.-Chine, fasc. VI, p. xxix, (excl. t. 81, fig. F.) *G. parvifolia*, Miq. Ann. Mus. Lugd. Bat. I, 208. *Rhinostigma parvifolium*, Miq. Fl. Ind. Bat. Supp. 495.

In all the provinces; in tropical forests. Distrib. Sumatra.

This is one of the commonest species of the genus. The pulpy fruit is eaten by the aborigines. Griff. No. 854 and Maingay Nos. 152 and 162 are the specimens on which Planchon founded the species. Griff. Nos. 865 and 867 (referred by Planchon and Triana and also by Pierre to *G. Kydiana*, Roxb.) in my opinion fall here, as also does *G. umbellifera*, Wall Cat. 4864, but Anderson reduces the latter to *G. Cowa*, Linn. Pierre's figure, (t. 81, fig. F.), which he names *S. nigro-lineata*, does not represent the flowers of the type specimens in the Calcutta Herbarium which bear the numbers which Pierre quotes. I fear therefore that there must have been some confusion in the distribution of the Griffithian collections.

It is quite possible that the description which I have given above may cover two species. The specimens with lanceolate-acuminate leaves have rather more erect and fainter nerves than these with ovate-lanceolate caudate-acuminate leaves. But, although I have dissected a large number of the male flowers of each, I cannot detect any tangible difference. Unfortunately I have been able to find very few female flowers. An examination of Miquel's type specimen of his *Rhinostigma parvifolium* leaves no doubt whatever that it is identical with Planchon's *G. nigro-lineata*.

I never find the petals reflexed: but Anderson, in Hook. fil. Fl. Br. Ind. (l. c.), describes them, and Pierre (l. c.), figures them, as reflexed from about the middle.

26. GARCINIA KUNSTLERI, King, n. sp. A shrub, 6 to 8 (rarely 15) feet high; the young branches dark-coloured, not-angled. *Leaves* mem-

braneous, oblanceolate to narrowly ovate-lanceolate, shortly but sharply acuminate, the base much narrowed; smooth on both surfaces, the lower rather pale; nerves indistinct, spreading, 9 to 13 pairs, some of the intermediate almost as distinct as the primary; length 3·5 to 5 in., breadth 1·15 to 1·8 in., petiole ·35 to ·6 in. *Male flowers* about ·15 in. in diam., in small axillary or terminal fascicles of 3 to 6. *Sepals* 4, orbicular, fleshy, concave, their edges thin. *Petals* 4, broadly ovate, blunt, fleshy, concave. *Stamens* about 15, forming a convex mass; the anthers transversely flattened, 4-celled, the connective broad; rudimentary pistil 0. *Female flowers* solitary; *sepals* 4, orbicular, membranous, veined. *Petals* 0. *Staminodes* 4, with filaments half as long as the ovary, and flat square heads. *Ovary* thick, cylindric, vertically grooved; the stigma convex, with large prominent black-tipped conical papillæ, and with about 10 inconspicuous lobes. *Fruit* orange-yellow, depressed, sub-globose, nearly 1·5 in. in diam., smooth, the sepals persistent at its base for some time.

Perak; at low elevations, common: King's Collector, Scortechini, Wray.

This is allied to the Burmese *G. linoceroides*, T. Anders.; but has smaller flowers, fewer stamens and more acuminate leaves.

27. *GARCINIA SCORTECHINII*, King, n. sp. A tree 20 to 40 feet high; branchlets yellowish, slightly angled. *Leaves* thinly coriaceous, ovate-elliptic, occasionally ovate-lanceolate, shortly and rather bluntly acuminate, the base acute: both surfaces shining, the lower rather paler; main nerves 5 or 6 pairs, spreading, anastomosing ·2 in. from the margin, very distinct on the under surface when dry, reticulations indistinct; length 2·75 to 4·75 in., breadth 1·5 to 2·5 in., petiole ·25 in. *Male flowers* ·2 in. in diam., sessile or shortly pedicellate, in clusters of 3 to 6 from small axillary tubercles; *sepals* 4, orbicular, concave, thin, veined; *petals* 4, broadly ovate, fleshy, concave; *stamens* varying from 10 to 20, inserted on a 4-angled receptacle; *anthers* with circular peltate tops, the connective in the centre the cells circumferential, dehiscing along the edge; filaments slender, shorter than the anthers; rudimentary pistil 0. *Female flowers* nearly ·5 in. in diam., axillary, solitary, sessile or shortly pedicellate. *Ovary* globose; stigma sessile, with large lobules, obscurely 4-lobed. *Fruit* globular, ·6 to ·75 in. in diam.; the pericarp thick, leathery; seeds about 4.

Perak, common. Malacca; Griffith (Kew Distrib. 859). Penang, Curtis, 1249.

This is not very different from *G. Choisyana*, Wall. to which indeed Pierre refers the Griffithian specimen 859. But Wallich's specimens of *G. Choisyana* have leaves of so much thinner texture that, on the strength

of this character alone, the two must be kept distinct. This species is readily known by its boldly 5 to 7-nerved leaves and hard, globular, small fruit.

28. *GARCINIA UROPHYLLA*, Scortechini MSS. A tree; the branchlets very slender, terete, yellowish. *Leaves* thinly coriaceous, ovate-lanceolate, caudate-acuminate, the base cuneate; both surfaces shining, the lower pale; nerves 4 to 5 pairs, ascending, distinct below when dry; length 2.25 to 3 in., breadth .7 to 1.2 in., petiole .15. *Male flowers* .2 in. in diam., solitary or in pairs, from small bracteolate axillary tubercles: buds globose, pedicels 1 in. or less; *sepals* 4, obtuse, sub-coriaceous, concave, subequal, ovate-orbicular; *petals* 4, orbicular, almost flat, very fleshy, much thickened near the base; *stamens* about 12, in a single group, with flat circular tops, the connective in the middle, and the anther round the edge dehiscing circumferentially; filaments thick, fleshy: rud. stigma 0. *Female flowers* axillary, solitary, sub-sessile: *sepals* and *petals* as in the male; staminodes about 6, free: *ovary* cylindrical; *stigma* convex, boldly lobulate and deeply 4-cleft. *Fruit* ovoid-orbicular, .4 in. long by .35 in. in diam., smooth, crowned by the sessile lobulate stigma.

Perak; Scortechini Nos. 32^a, 723. Distrib. Sumatra; Beccari, No. 963.

In the size and shape of the leaves, this has a superficial resemblance to *G. rostrata*, *eugeniaefolia* and *merguensis*; but the nerves are only 4 or 5, while in these the nerves are numerous. Moreover the androecium of this is totally different.

29. *GARCINIA UNIFLOEA*, King, n. sp. A small tree; the young branches rather stout, terete, of a dirty yellow when dry. *Leaves* ovate-oblong to elliptic-oblong, the apex abruptly shortly and sharply acuminate, the base cuneate; both surfaces dull, the lower pale and opaque; main nerves 12 to 20 pairs, thin, but rather prominent, the secondary nerves almost as distinct; length 5.5 to 7.5 in., breadth 2.5 to 4.25 in.; petiole .75 to 1 in. thick, channelled. *Male flowers* .75 in. in diam., solitary, sessile in the axils of fallen leaves, buds globular: *sepals* 4, sub-equal, obovate-orbicular, membranous, veined, concave; *petals* 4, orbicular, concave, fleshy, smaller than the sepals; *stamens* rather numerous, in an undivided globose mass; anthers sessile, peltate, or sub-globose with flat tops, dehiscing by a circular infra-marginal slit. *Female flowers* solitary and axillary like the males, and with a similar perianth; staminodes 0; stigma convex, deeply papillose; the ovary short, cylindrical. Fruit unknown.

Perak; on Gunung Batu Puteh, at elevations of 3000 to 4000 feet, King's Collector 8081, Scortechini 364^b.

30. *GARCINIA DUMOSA*, King, n. sp. A shrub 3 or 4 feet high; young

branches 4-angled, yellow. *Leaves* thinly coriaceous, ovate-lanceolate to oblong-lanceolate, shortly caudate-acuminate, the base acute; both surfaces shining, the lower pale, opaque; nerves 7 to 9 pairs, bold and prominent beneath as are some of the secondary nerves; length 4·5 to 5·5 in., breadth 1·5 to 2 in., petiole ·25 in. *Male flowers* about ·2 in. in diam. in dense 6 to 10-flowered fascicles from small minutely bracteolate axillary tubercles; buds turbinate; pedicels slender, ·1 in. or less in length; *sepals* 4, membranous, orbicular, concave; the outer pair much smaller and thicker, keeled; *petals* 4, smaller than the sepals, fleshy, orbicular, concave: *stamens* from a small receptacle; filaments short; anthers broadly reniform, the connective expanded transversely, the cells sometimes confluent, bent round it, and dehiscing along the convexity; rudimentary stigma 0. *Female flowers* on axillary tubercles like the males, but fewer-flowered: *sepals* as in the male but subequal: *petals* as in the male; *staminodes* about 10, distinct, the filaments broad, the pseud-anthers flat, ovate: *stigma* convex with 8 radiating ridges, its margin 8-angled; *ovary* thick, cylindrical, nearly as wide as the stigma. *Fruit* (*vide* Kunth) ovoid, pointed.

Perak; at low elevations, Wray No. 2162, King's Collector, No. 2531.

Subgenus II. XANTHOCHYMUS, Roxb. (Gen.). *Sepals* and *petals* 5, very rarely 4. *Filaments* connate in 5, rarely in 4, erect distant pedicelled spathulate bodies, antheriferous at the top, free portions very short, incurved; anthers small, didymous.

31. GARCINIA XANTHOCHYMUS, Hook. fil. Fl. Br. Ind. I, 269. A medium-sized tree; the branches glabrous, angled. *Leaves* glabrous, shining; narrowly oblong or oblong-lanceolate, acute, the base cuneate; nerves numerous, not prominent; length 8 to 15 in., breadth 1·75 to 3·75 in., petiole about ·75 in. *Male flowers* ·5 to ·75 in. in diam., in 4-10-flowered fascicles, axillary or from the axils of fallen leaves, greenish-white; pedicels stout, ·5 to 1 in. long. *Sepals* ·25 in. in diam., orbicular, unequal, fleshy, concave. *Petals* ·35 in., orbicular, spreading, thin. *Stamens* in 5 broad bundles of 3 to 5, alternating with 5 fleshy glands: anthers 2-celled. *Hermaph. flower* like the male, the pedicels 2 or 3 times as long. *Ovary* ovoid, pointed, usually 5-celled; *stigma* with 5, spreading, oblong blunt lobes. *Ripe fruit* globose, pointed, 2·5 in. in diam., dark yellow. *Seeds* 1 to 4, oblong. Kurz For. Flora Burma i, 93; Pierre Flore Forest. Cochinchine, fasc. VI, p. iii, t. 21 A. *Xanthochymus pictorius*, Roxb. Corom. Pl. ii, 51, t. 196; Fl. Ind. ii, 633. *X. tinctorius*, DC. Prodr. i, 562; Choisy. Guttif. Ind. 32; Planch. and Triana Mem. Guttif. 149; W. and A. Prodr. 102; Wall. Cat. 4837, except C.

Andamans, Penang. Distrib. Burmah and Chittagong, base of E. Himalaya and Assam, S. India up to 1500 feet.

Sheet C of No. 4837 of Wall. Cat. (said to have been collected in Penang) does not in my opinion belong to this species. Its leaves have too few nerves.

32. *GARCINIA NERVOSA*, Miq. Ann. Mus. Lugd. Bat. I, 208. A tree 40 to 80 feet high: young branches stout, compressed, 4-angled, 2 of the angles winged. *Leaves* large, glabrous, very coriaceous, oblong-ob lanceolate or oblong-ovate, sub-acute or obtuse, slightly narrowed below to the rounded or minutely cordate base; upper surface shining; the lower dull, pale; main nerves bold, numerous, anastomising .1 in. within the margin with the bold intra-marginal nerve: secondary nerves and reticulations rather prominent: length 9 to 20 in., breadth 3.5 to 7 in., petiole 1.25 in. *Male flowers* unknown. *Female flowers* .75 in. in diam., in axillary fascicles of 8 to 10; pedicels thickened upwards, 1 to 1.25 in. long, (longer in the fruit). *Sepals* 5, unequal, orbicular, much imbricate and very concave, very coriaceous, pubescent externally. *Petals* 5, much larger than the sepals, orbicular, concave, thin. Disk of 5 thick, fleshy, pitted glands with 5 minute staminodes between them each bearing 4-5 minute anthers. *Ovary* ovoid, narrowed into a distinct 5-rayed style, 5-celled. *Ripe fruit* ovoid or obovoid, yellow with red blotches, 2 in. long and 1.5 in. in diam., with a large eccentric mammilla crowned by the persistent 5-lobed stigma. *Seeds* about 2, elongate-ovoid. *G. Andersoni*, Hook. fil. Fl. Br. Ind. I, 270, 715; *Stalagmites? nervosa*, Miq. Fl. Ind. Bat. Suppl. 496.

Perak; King's Collector 10491, Scortechini. Malacca; Maingay (Kew Distrib. 157). Distrib. Sumatra.

Var. *pubescens*. *Leaves* densely and minutely pubescent below, cordate and slightly unequal at the base, 15 to 24 in. long, the edges recurved when dry; petiole triquetrous, very stout. Fruit bright yellow, 3 in. long, 2 in. in diam., the mammilla about .75 in.

Perak: King's collector, No. 3197.

This may be separable as a species when further material shall be forthcoming. Male flowers are unknown.

33. *GARCINIA DULCIS*, Kurz For. Flora Burmah I, 92. A tree 30 to 40 feet high: the young branches 4-angled, pale yellow. *Leaves* oblong to ovate-oblong, with an abrupt short sharp point, the base rounded or slightly narrowed; upper surface shining, the lower slightly pale and dull when dry, the midrib rather prominent on both; main nerves about 10 pairs, interarching near the margin, not much more prominent than the intermediate nerves; length 5 to 10 in., breadth 1.75 to 4.5 in.; petiole .4 to .6 in., stout. *Flowers* globular, hardly expanding, about .25 in. in diam., male and hermaphrodite mixed in dense many-flowered fascicles from small tubercles in the axils of the leaves or of the fallen

leaves; pedicels .25 to .35 in., *sepals* 4 to 6, usually 5, orbicular, unequal, fleshy, concave, the 3 outer smaller. *Petals* usually 5, larger than the sepals, orbicular, fleshy, concave; *Stamens* about 40, in 5, pedicelled, fan-shaped groups; filaments short, thick; anthers sub-globular, 2-celled, with sutural dehiscence; disk in the male depressed, truncate, corrugated, fleshy; in the female with 5 lobes which alternate with the staminal groups. *Stigma* in the male absent; in the hermaphrodite 5-rayed, the ovary ovoid-globular. *Fruit* 2.5 in. long, from globular to pear-shaped, pedunculate, smooth, yellow, with much sweet pulp; seeds 1 to 5, oblong, pointed; pedicels 1 in. Pierre Flor. Forest. Cochin-Chine, fasc. VI, p. iv. *Xanthochymus dulcis*, Roxb. Cor. Pl. t. 270; Wight Ic. 270; Bot. Mag. 3088; Choisy Gutt. Ind. 32; Planch. and Triana Mem. Guttif. 149. *Garcinia elliptica*, Choisy in DC. Prod. i, 561 (not of Wall. Cat.) *X. Javensis*, Blume Bijdr. 216; *Stalagmites dulcis*, Cambess. Mem. Mus. xvi. 392, 425; Miq. Fl. Ind. Bat. I, Pt. 2, 508; Hassk. Pl. Jav. Rar. 275.

Perak; King's Collector No. 5750. Distrib. Malayan Archipelago.

34. *GARCINIA ANDAMANICA*, King, n. sp. A tree from 20 to 40 feet high; young branches 4-angled, pubescent. *Leaves* elongate-ovate, often inequilateral, sub-acute; the base broad, rounded or slightly cordate; both surfaces glabrous, shining; main nerves 14 to 16 pairs, rather prominent; length 8 to 11 in., breadth 4 to 5.5; petiole .5 in., stout. *Male flowers* about .3 in. in diam., in short dense axillary fascicles from short wart-like branches. *Sepals* 5, coriaceous, ovate-rotund, imbricate, pubescent externally. *Petals* 5, larger than the sepals, thin, rotund, clawed, imbricate, glabrous. *Stamens* indefinite, in 5 thick fleshy bundles; anthers minute, sub-globular, introrse. *Disk* of 5 broad corrugated glands much shorter than the bundles of stamens and alternating with them. *Pistil* 0. *Female flower* unknown. *Fruit* globular or oval, smooth, bright yellow, 1 to 1.5 in. long and .75 to 1.25 in. in diam., shortly apiculate; the 5-lobed stigma persistent. *G. dulcis*, Kurz (not of Roxb.) For. Flora Burma i, 92; Pierre Fl. Forest. Cochin-Chine, fasc. vi, p. VI, *in part*.

Andaman Islands; Helfer No. 872, Kurz, King's Collector, No. 224.

Var. *pubescens*, leaves shortly pubescent beneath, the base cuneate. Andamans; King's Collector, No. 136.

This species was considered by Kurz to be identical with *Xanthochymus dulcis*, Roxb., a native of the Moluccas cultivated in the Botanical Gardens, Calcutta. It does not, however, agree with specimens still in cultivation there, nor with Roxburgh's description. Pierre (l. c.) expresses his doubt as to the identity of the Andaman and Molucca plants:

but he adopts Kurz's name for the latter. The variety named above *pubescens* may turn out to be a distinct species. At present only fruiting specimens of it are known. This species is closely allied to *G. Villersiana*, Pierre, a common Cambodian plant. The leaves of the latter, as shown in Pierre's figure (Fl. Forest Cochinchine, t. 21) have however more nerves; the flowers have longer pedicels, and the staminal bundles are longer and more slender than in this species: the lobes of the disk are also narrower and longer.

This is the Helferian plant referred to under *G. Xanthochymus* in Fl. Br. Ind. i, 269, as allied to, but differing from that species.

35. *GARCINIA DENSIFLORA*, King, n. sp. A tree 60 to 80 feet high: young branches stout, 4-angled, brown when dry. *Leaves* thickly coriaceous, broadly elliptic to elliptic-oblong, sub-acute or rather blunt, the base cuneate; both surfaces shining; the midrib stout: nerves 10 to 12 pairs, sub-horizontal, anastomising by arches $\cdot 1$ in. from the margin; length 4·5 to 6 in., breadth 2·5 to 3·75 in.; petiole $\cdot 6$ in., thick, deeply channelled. *Male flowers* $\cdot 35$ in. in diam., in large dense many-flowered clusters 1 to 1·5 in. in diam., on bracteolate tubercles from the axils of the fallen leaves; buds globose; pedicels unequal, from $\cdot 2$ to $\cdot 35$ in. long: *sepals* 5, the 3 outer smaller than the inner 2, orbicular, fleshy, concave, puberulous externally, the margins ciliolate; the inner 2 as large as the petals, glabrous, the margins ciliolate; *petals* 5, fleshy, orbicular, concave, yellow; *stamens* in 5 pedicelled, fan-shaped branches of about 12: filaments thick, fleshy; anthers with 2 orbicular, suturally dehiscent, cells: *Disk* large, fleshy, much corrugated, with 5 radiating lobes which alternate with the staminal groups; *rudy. style* cylindrical, corrugated; the stigma oblong, smooth, small. *Female flower and fruit* unknown.

Perak; at elevations under 1000 feet, King's Collector, No. 5933.

A very distinct species collected only once.

36. *GARCINIA PRAINIANA*, King n. sp. A small tree: young branches terete or compressed, not angled, pale yellowish. *Leaves* more or less broadly elliptic-oblong, narrowed to the rounded or slightly cordate base, shining on both surfaces; nerves 12 to 15 pairs, spreading, inter-arching submarginally, rather prominent beneath when dry; intermediate nerves prominent, bifurcating; the midrib stout; length 4·5 to 9 in., breadth 1·75 to 4 in.; petiole $\cdot 25$ in., stout. *Male flowers* $\cdot 4$ in. in diam., in dense, 6 to 12-flowered, bracteate, terminal cymes; bracts numerous, lanceolate, fleshy, keeled; pedicels thick, flat; *sepals* 5, fleshy, concave, orbicular; *petals* 5, darker in colour than the sepals, fleshy, concave, sub-orbicular: *stamens* numerous, in a 5-lobed annulus round the globose rudimentary ovary, 2-celled, with sutural dehiscence. *Female flowers* unknown. *Fruit* (young 1·3 in diam.) globular, pulpy, smooth, crowned

by the sessile smooth concave stigma: the sepals persistent at its base, coriaceous, concave, about .5 in. long.

Perak; at Kwala Dynong, Scortechini, No. 1796.

DOUBTFUL SPECIES.

GARCINIA JELINEKII, Kurz MSS. in Herb. Hort. Calc. A specimen with leaves like a *Garcinia* and detached fruit of a true *Garcinia* (No. 169 Exped. *Novara*), collected in the Nicobars by Dr. Jelinek, has been thus named in the Calcutta Herbarium. The material is too imperfect to be dealt with.

2. *CALOPHYLLUM*, Linn.

Trees. *Leaves* opposite, shining, coriaceous, with innumerable parallel slender veins at right angles to the midrib. *Flowers* polygamous, in numerous axillary or terminal panicles. *Sepals* and *petals* 4-12, imbricate in 2-3 series. *Stamens* very many, filaments filiform, often flexuous, free or connate below; anthers erect, 2-celled, dehiscence vertical. *Ovary* 1-celled; style slender, stigma peltate; ovule solitary, erect. *Drupe* with a crustaceous putamen. *Seed* erect, ovoid or globose; testa thin, or thick and spongy. *Distrib.* About 35 species, chiefly tropical Asiatic with a few American.

SERIES A. SEPAL 4. PETALS 0. (*Apoterium*, Bl.).

Flowers axillary, solitary or in pairs ... 1. *C. microphyllum*.

Flowers in axillary fascicles ... 2. *C. Kunstleri*.

Flowers in axillary racemes.

Glabrous everywhere.

Leaves less than 5 in. long.

Leaves ovate or obovate-lanceolate, pedicels 2 or more times as long as the flowers; fruit ovoid ... 3. *pulcherrimum*.

Leaves elliptic-oblong, pedicels as long as flowers, fruit yellowish: young branches yellowish ... 4. *Prainianum*.

Leaves elliptic-lanceolate, pedicels not exceeding flowers, racemes very numerous: young branches brown ... 5. *floribundum*.

Leaves more than 5 in. long ... 6. *spectabile*.

Apices of young branches, petioles and inflorescence ferruginous-pubescent.

- Leaves thinly coriaceous, lanceolate or oblong-lanceolate; outer sepals oblong: fruit globose or sub-ovoid; racemes not bracteate ... 7. *amœnum*.
- Leaves coriaceous, ovate to ovate-elliptic: outer sepals obovate, clawed: fruit globose; racemes not bracteate ... 8. *retusum*.
- Leaves coriaceous, narrowly elliptic, blunt or retuse; racemes bracteate at base: fruit globose ... 9. *Curtisii*.
- Young parts and leaves, except when very old, softly ferruginous-tomentose ... 10. *molle*.
- Flowers in terminal panicles ... 11. *canum*.

SERIES B. SEPAL 4. PETALS 4 OR MORE.

- Leaves elliptic, rarely obovate, blunt or emarginate, thinly coriaceous, fruit spherical ... 12. *Inophyllum*.
- Leaves obovate, retuse or emarginate, thickly coriaceous, fruit ovoid ... 13. *Inopylloide*.
- Leaves oblong, acuminate.
- Young leaves and inflorescence rufous... 14. *Wallichianum*.
- All parts glabrous.
- Leaves 4 to 6 in. long, flowers .35 in. in diam. Petals 4 ... 15. *Griffithii*.
- Leaves 5 to 10 in. long; flowers 1 in. in diam. Petals 4. Fruit 5 in. long ... 16. *macrocarpum*.
- Leaves 1.75 to 3 in. long: flowers .5 in. in diam. Petals 4 to 6 ... 17. *venustum*.

1. CALOPHYLLUM MICROPHYLLUM, T. Anders. in Hook. Fl. Br. Ind. i, 272. A glabrous, much branched, very leafy shrub; youngest branches 4-angled. *Leaves* rigidly coriaceous, obovate-cuneate or obovate, obtuse or retuse, much narrowed to the base; nerves slightly and equally prominent on both surfaces; length .75 to 1.5 in., breadth .35 to .75 in., petiole .1 to .2 in. *Flowers* solitary or in pairs in the axils of the younger leaves, minute; pedicels .15 to .25 in., slender, recurved, with 2 bracts at the base. *Sepals* sub-orbicular. *Fruit* pisiform, topped by remains of style.

Mount Ophir, near the summit.

The leaves are not unlike these of *C. floribundum*, but the inflorescence is quite different.

2. *CALOPHYLLUM KUNSTLERI*, King, n. sp. A tree 40 to 60 feet high, all parts glabrous except the buds, the 4-angled young branches, and the petioles and lower part of rachis of inflorescence with its bracts which are ferruginous-pubescent. *Leaves* thinly coriaceous, narrowly elliptic-oblong, the apex obtusely acuminate, tapering in the lower third to the short stout petiole; both surfaces shining; the nerves very close together and like the midrib most distinct on the lower; length 3·5 to 5 in., breadth 1·25 to 1·4 in., petiole ·3 to ·4 in. Flowers in solitary fascicles from the axils of the older or of fallen leaves, about 1·5 in. long, 3-4-flowered; bracts at base of pedicel 4, ovate, boat-shaped. *Flowers* ·25 in. in diam.; the pedicels often very unequal, the uppermost 1 in. and about twice as long as the lower. *Sepals* 4, the outer pair obovate-oblong, the inner oblong, all obtuse. *Petals* 0. *Fruit*, (not ripe) ovoid or globular, glabrous; pericarp thick, crustaceous.

Perak; King's Collector, Nos. 5328, 5374, 5459.

A common species; varying a little as to the amount of pubescence on the branchlets and buds, and in the form of the fruit. Ripe fruit has not, however, yet been collected; and it may prove than when ripe the fruit is uniformly globular. The nervation is closer than in any other species that I have seen, and the surfaces of the leaves have a peculiarly lustrous sheen.

3. *CALOPHYLLUM PULCHERRIMUM*, Wall. Cat. 4848. A glabrous tree, 20 to 60 feet high; the young branches as thick as a crow-quill, 4-angled. *Leaves* thinly coriaceous, ovate or obovate-lanceolate, shortly and obtusely acuminate, much narrowed to the base; both surfaces shining; the edge a little thickened and undulate, the midrib stout; length 1·75 to 2·5 in., breadth ·8 to 1·2 in., petiole ·3 in. *Racemes* solitary, about half as long as the leaves, from the axils of the older leaves, lax, spreading, few-flowered. *Flowers* ·25 in. in diam.; pedicels very slender, about ·5 in. long. *Sepals* broadly ovate, the inner pair slightly larger and more membranous. *Ovary* globose. *Fruit* ovoid with a very short beak, ·65 in. long. Chois. Guttif. Ind. 14; Planch. and Triana Mem. Guttif. 246; Hook. fil. Fl. Br. Ind. i, 271; Pierre Fl. Coch.-Chine, t. 104.

Singapore. Malacca. Perak. Distrib. Cochinchina.

Miquel's three species *bancanum*, *plicipes* and *gracile* are reduced to this in Hooker's Fl. Br. Ind. Miquel ascribes 4 petals to *gracile*, which would throw it into another section. Pierre (l. c.) expresses doubts as to *bancanum* and *gracile* falling here, and considers *C. plicipes* as totally distinct both as to leaves and flowers. Of *C. mesuae-folium*, (Wall. Cat. 4850,) only fragmentary specimens exist. In the Fl. Br. Ind. it is reduced here; but Planchon and Triana consider it quite different.

Var. *oblongifolium*, T. Anderson (in Hook. fil. Fl. Br. Ind. l. c.); leaves oblong, tip rounded.

4. *CALOPHYLLUM PRAINIANUM*, King, n. sp. A glabrous tree 40 to 60 feet high; the youngest branchlets polished, terete, yellowish. *Leaves* thinly coriaceous, elliptic-oblong, shortly sub-abruptly and obtusely acuminate, narrowed in the lower third to the short petiole; the nerves rather distinct on both surfaces; lower surface paler than upper, both shining; the edge pale yellow, very slightly thickened; length 2·5 to 4 in., breadth 1 to 1·5 in., petiole 2·5 to 4 in. *Racemes* solitary, axillary, rarely supra-axillary, about 1·5 in. long, ebracteate, lax, few-flowered. *Flowers* 25 in. in diam.; pedicels slender, 25 in., the upper rather longer. *Sepals* 4; the outer pair orbicular, concave, puberulous externally; the inner pair larger, imbricate, orbicular-oblong, glabrous. *Ovary* ovoid, stigma very broad. *Fruit* spherical, 4 in. in diam., crowned by the thin style, pericarp thin.

Perak; King's Collector, Nos. 5366 and 7243.

Very like *O. pulcherrimum*, but with globular fruit: also like *O. Teysmannii*, but the nervation of the leaves in that species is unusually oblique for the genus, whereas in this the nerves are almost horizontal.

5. *CALOPHYLLUM FLOBIBUNDUM*, Hook. fil. Fl. Br. Ind. I, 272. A tree? much branched and everywhere glabrous; branchlets glaucous, 4-angled, as thick as a crow-quill. *Leaves* coriaceous, elliptic-lanceolate, obtusely acuminate, the edges thickened and pale, the base acuminate, the numerous nerves and midrib most distinct on the under sub-glaucous surface, upper surface shining; length 1·24 to 1·5 in., breadth 5 to 6 in., petiole 25 in. *Racemes* from most of the leaf-axils erecto-patent, more than half as long as the leaves; pedicels opposite, spreading, not much longer than the diameter of the flowers. *Flowers* 25 in. in diam. The outer pair of *sepals* broadly ovate, sub-acute, the inner broadly obovate, blunt, membranous. *Stamens* numerous, style not longer than the sepals.

Malacca; Maingay, Nos. 170, 171.

This is closely allied to *O. pulcherrimum*, Wall., but has smaller leaves, the racemes are more numerous and longer in proportion to the leaves, while the pedicels of individual flowers are much shorter.

6. *CALOPHYLLUM SPECTABILE*, Willd. A tall tree; when adult all parts glabrous, the buds and young parts ferruginous-pubescent. *Leaves* thinly coriaceous, narrowly or broadly oblong, rarely elliptic, sub-acute or obtuse, undulate, the base cuneate; both surfaces shining, the nerves very numerous, the midrib strong; length 6 to 12 in., breadth 1·5 to 3 in., petiole 5 to 75 in. *Racemes* umbelliform, axillary, solitary, lax, few-flowered, 5 in. in diam.; pedicels slender, 5 in. *Sepals* orbicular, glabrous. *Ripe fruit* spherical, 75 in. in diam. DC. Prod. i, 562; Choisy Guttif. Ind. 43, in part; Planch. and Triana Mem. Guttif. 238; Wight Ill. i, 128; Miq. Fl. Ind. Bat. i, Pt. 2, 510; Pierre Fl. Coch.-Chine, t.

107; Kurz Fl. Burm. i, 94; *O. tetrapetalum*, Roxb. Fl. Ind. ii, 608; *C. Moonii*, Wight Ill. i, 129, Ic. t. 111; Thw. Enum. 52; Beddome Flor. Sylvat. Gen. xxii; *O. cymosum*, Miquel Fl. Ind. Bat. Suppl. i, 497; *O. Diepenhorstii*, Miq. l. c. 497; *O. hirtellum*, Miq. Pl. Jungh. i, 291; Fl. Ind. Bat. I, Pt. 2, 511; *Apoterium Sulatri*, Bl. Bijdr. 218.

Penang, Singapore, Andamans, Nicobars. Distrib. Malayan Archipelago, Cochin-China, Fiji, Society Islands.

7. *CALOPHYLLUM AMOENUM*, Wall. Cat. 4849. A tree 20 to 40 feet high; the apices of the youngest branches, the buds, the leaf-petioles, and the rachides of the racemes minutely ferruginous or griseous-pubescent. *Leaves* thinly coriaceous, lanceolate or oblong-lanceolate, rarely ovate-lanceolate or obovate-elliptic, acute or very shortly and obtusely acuminate, the base cuneate; nerves very close, about equally prominent on both surfaces; length 2·5 to 3·5 in., breadth 1 to 1·5 in., petiole ·4 in. *Racemes* stout, sub-erect, shorter than the leaves, few-flowered. *Flowers* ·25 in. in diam., pedicels ·2 in. *Sepals* reflexed, the outer pair oblong, ferruginous-tomentose externally: the inner pair longer, sub-glabrous. *Fruit* globose or sub-ovoid, ·3 in. long, the pericarp pulpy. Choisy Guttif. de l'Inde, 41; Planch. and Triana Mem. Guttif. 235; Kurz Fl. Burm. i, 95.

Andamans; King's Collector. Tenasserim, Helfer, No. 881; Amherst Wallich, No. 4849.

None of the Andaman specimens which I have seen are in fruit; and none of the Burmese are in flower. But in leaf and other characters the specimens are alike. The species seems to me a good one and to be distinct from *C. retusum*, Wall., with which it has however been united in Fl. Br. Ind., and this is also the opinion of Planchon and Triana.

8. *CALOPHYLLUM RETUSUM*, Wall. Cat. 4846. A much-branched, very leafy shrub; the young branches 4-angled, softly ferruginous-pubescent, as are the petioles and inflorescence. *Leaves* coriaceous, ovate to ovate-elliptic, obtuse, the base rounded or slightly narrowed; nerves rather distant for the genus, more visible on the upper than on the lower surface; length 1·75 to 2·25 in., breadth ·8 to 1·1 in.; petiole ·2 in. stout, pubescent, when old glabrous. *Racemes* solitary, axillary, sub-erect, ferruginous-pubescent, especially at the base, 1 in. long. *Flowers* ·25 in. in diam., pedicels ·2 in. *Sepals*; the outer obovate, clawed; the inner ovate-oblong. *Fruit* pisiform. Pierre Fl. Coch.-Chine, t. 102; *O. pisiferum*, Planch. and Triana Mem. Guttif. 266; *O. retusum*, Hook. fil. Fl. Br. Ind. i, 272, (excl. syn. *O. amœnum*, Wall.).

Malacca; Griffith, Maingay (Kew Distrib. No. 166). Singapore; Wallich, No. 4846.

9. *CALOPHYLLUM CURTISII*, King, n. sp. A tree; the young branches,

buds, petioles and inflorescence ferruginous-pubescent, sub-pulverulent. *Leaves* coriaceous, narrowly elliptic, blunt or retuse, the base narrowed; upper surface glabrous, shining; the lower rather dull, pubescent on the prominent midrib; the nerves rather distinct on both surfaces; length 2 to 2.75 in., breadth 1 to 1.4 in., petiole .4 in. *Racemes* solitary or two together, axillary, umbellate, compact, 3 to 5-flowered, ferruginous-tomentose, much shorter than the leaves and with several navicular ferruginous-tomentose bracts at their base. *Flowers* .25 in. in diam., the pedicels .2 long, more than twice as long in fruit, and the uppermost the longest. *Sepals* 4; the outer oblong, sub-obovate, ferruginous-tomentose; the inner smaller, oblong, sub-glabrous. *Petals* 0. *Fruit* ovoid.

Penang; on Government Hill, at 500 feet, Curtis, No. 523.

A very distinct species ripe fruit of which is unknown.

10. *CALOPHYLLUM MOLLE*, King, n. sp. A tree 40 to 80 feet high; the young shoots, buds, under surfaces of adult leaves, and young fruit softly ferruginous-tomentose. *Leaves* coriaceous, narrowly oblong, gradually narrowed in the upper fourth to the sub-obtuse apex, the edges thickened and slightly recurved, the base rounded, or slightly narrowed: upper surface when adult sub-glabrous, the nerves close, slightly visible, the midrib sparsely and coarsely pubescent; lower surface pale and, except when very old, more or less softly tomentose especially on the very stout midrib: length 5 to 8 in., breadth 1.25 to 2.25 in., petiole .4 in. to .6 in. *Racemes* axillary, solitary, about 1 in. long, 1 to 2-flowered, densely ferruginous-tomentose as are the ovary and young fruit. *Sepals* 4, the outer oblong, ferruginous-tomentose externally. *Petals* 0. *Fruit* glo-bular, slightly apiculate, 1 in. long, sub-glabrous when ripe.

Penang; Curtis, No. 1426. Perak; King's Collector, many numbers.

A species collected by Sig. Beccari in Sumatra (P. S. 953) comes very near this; but the leaves are broader and more inclined to be ob-lanceolate, the thickening of the edge is greater and is pale in colour, while the young fruit is ovoid and not tomentose. Judging from Pierre's figure (he gives no description) of his *C. Dongnaiense*, Fl. Coch.-Chine, t. 108, that species and this must be near allies.

11. *CALOPHYLLUM CANUM*, Hook. fil. Fl. Br. Ind. i, 271. A tree 40 to 80 feet high; young branchlets as thick as a goose-quill, smooth. *Leaves* coriaceous, glabrous, narrowly elliptic-oblong, bluntly and shortly acuminate, slightly undulate, the base acute, upper surface shining, the lower less so; midrib very strong, nerves very thin and numerous; length 5 to 7 in., breadth 1.75 to 2.25 in., petiole .5 to .75 in. *Flowers* .75 in., diam., in terminal hoary-pubescent panicles less than half as long as the leaves, or in axillary racemes, pedicels .15 in. *Sepals* hoary-puberulous, orbicular; the outer pair coriaceous, concave; the inner pair larger and

thinner, imbricate, the upper edge incurved, ciliate. *Petals* 0. *Stamens* very numerous. *Stigma* discoid. *Ovary* depressed-spherical, glabrous. *Fruit* ovoid, smooth, .75 in. long.

Malacca; Maingay. Perak; King's Collector No. 5420, Soortechini No. 2044. Penang; Curtis, No. 1543. Distrib. Cochin-China, British India.

Not unlike *C. Wallichianum*, Planch. and Triana; but apetalous and the leaves never tomentose.

12. *CALOPHYLLUM INOPHYLLUM*, Linn. sp. 732. A glabrous tree 20 to 30 feet high: young branches stout. *Leaves* thinly coriaceous, elliptic, rarely obovate-oblong, apex rounded or emarginate, the base acute, shining on both surfaces; length 4 to 6 in., breadth 2.5 to 3.5 in., petiole .75 in. broad. *Racemes* in the upper axils, lax, 3 to 4 in. long, few-flowered. *Flowers* .75 in. in diam.; pedicels slender, 1 to 1.75 in. *Sepals* 4, the 2 inner petaloid. *Petals* 4, longer than the sepals. *Filaments* 4-delphous. *Ovary* stipitate, globose. *Style* longer than the stamens; stigma peltate, lobed. *Fruit* globular; the pericarp smooth, fleshy, 1 in. in diam. or more. DC. Prod. I, 562. Bl. Bijdr. 217. Chois. Guttif. Ind. 42. Planch. and Triana Mem. Guttif. 254. Roxb. Fl. Ind. ii, 606. W. and A. Prod. 103. Miq. Fl. Ind. Bat. I, pt. 2, p. 510. Wight Ill. i, 128; Ic. 77. Hook. Fl. B. Ind. i, 273. Kurz Fl. Burm. i, 95. *C. Blumei*, Wight Ill. i, 128. *C. Bintangor*, Roxb. Fl. Ind. ii, 607. (?)

On the Coasts, in all the Provinces. Distrib. Burmah, S. India and Ceylon, E. African Islands, Australia, Polynesia.

The pure white flowers are delightfully fragrant, the seeds yield a beautiful mild oil, and the wood is useful for spars of boats and ships.

13. *CALOPHYLLUM INOPHYLLOIDE*, King, n. sp. A glabrous tree, 60 to 80 feet high; the young branches about as thick as a goose-quill, dark brown. *Leaves* thickly coriaceous, obovate or obovate-oblong, the apex retuse or emarginate, the edges thickened, recurved (when dry), gradually narrowed from about the middle to the stout petiole; both surfaces shining, the lower less so and paler; nerves very numerous, little prominent, the midrib stout; length 3.25 to 4.5 in., breadth 1.75 to 2.75 in.; petiole .6 to .1 in., broad at the apex. *Racemes* from the axils of the upper leaves, 2 to 3 in. long, lax, few-flowered. *Flowers* globular in bud, about .75 in. in diam. when expanded. *Outer sepals* rotund, concave, reflexed, 4 in. long; the inner petaloid, larger than the outer. *Petals* narrower than the sepals: pedicels slender, .65 to 1 in. long. *Style* stout; stigma broad, discoid. *Fruit* (not quite ripe) ovoid, .75 in. long, the pericarp not pulpy.

Perak; on low Hills, elevation 300 to 500 feet.

The leaves of this much resemble those of *C. Incophyllum*, but they

are thicker, smaller, and invariably obovate and retuse. The flowers are smaller than those of *C. Inophyllum*; the fruit also differs in being smaller, ovoid and not pulpy. This species also resembles the British Indian *C. Wightianum*, Wall. The existence of petals is certain, but the condition of the flowers on the only specimens hitherto collected is such that their number cannot be made out with certainty.

14. *CALLOPHYLLUM WALLICHIANUM*, Planch. and Triana Mem. Gut. 249. A tree; the branchlets pale yellowish, the youngest 4-angled and, with the buds under surface of young leaves and inflorescence, minutely ferruginous-tomentose. *Leaves* thinly coriaceous, narrowly elliptic-oblong, the apex shortly and obtusely acuminate, the base acute; upper surface shining, the midrib narrow; lower surface dull, the midrib prominent, at first minutely ferruginous-tomentose, when adult glabrous: length 4.5 to 6 in., breadth 1.5 in.; petiole .75 in., rusty. *Racemes* axillary and terminal, less than half as long as the leaves, ferruginous-tomentose, erecto-patent. *Flowers* .5 in. in diam, pedicels .2 in. *Sepals* 4, orbicular, ferruginous-tomentose on both surfaces. *Petals* 4, cuneate-oblong, glabrous internally. Fruit (*vide* F. B. Ind.) globose, the size of a cherry. Wall. Cat. No. 4843, in part. Hook. fil. Fl. Br. Ind. i, 273.

Malacca; Maingay.

This species was founded by Planchon and Triana on a specimen mixed with Wall. Cat. No. 4843, (the bulk of which is *C. spectabile*, Willd.) This does not appear to be a common species, and its fruit I have not seen. It may be readily distinguished by its yellow branches, the pale ferruginous, almost cinnamomeous, colour of its leaves when dry, and its darkly rusty racemes.

15. *CALOPHYLLUM GRIFFITHII*, T. Anders. in Hook. Fl. Br. Ind. i, 273. A glabrous tree, the youngest shoots 4-sided. *Leaves* thinly coriaceous, oblong or elliptic-oblong, acute or obtuse, the base shortly cuneate, shining on both surfaces, the rather distant nerves equally distinct on both, the midrib more distinct and pale-coloured on the lower; the edges with a pale thickening; length 4 to 6 in., breadth 1.75 to 2 in., petiole .4 to .6 in. *Racemes* solitary, axillary, from 1.5 to 2.5 in. long, few-flowered. *Flowers* .35 in. in diam., glabrous; pedicels unequal, .2 to .5 in. long, slender, each with a small deciduous bract at its base. *Sepals* 4, outer pair orbicular, inner pair longer but narrower. *Petals* 4, oblong, obtuse. *Fruit* (young) ovoid, smooth.

Malacca; Griffith. Distrib. Sumatra, Forbes, No. 322a.

16. *CALOPHYLLUM MACROCARPUM*, Hook. fil. Fl. Br. Ind. I, 273. A glabrous tree; branchlets polished, sharply 4-angled. *Leaves* coriaceous, narrowly oblong or elliptic-lanceolate, shortly and obtusely acuminate,

much narrowed at the base, edge slightly thickened, upper surface shining, the midrib prominent on the rather dull lower surface, nerves rather bold and equally prominent on both; length 5 to 10 in., breadth 2 to 3 in., petiole 1 to 1·25 in. *Racemes* not half the length of the leaves, axillary, solitary, 6-10 flowered, minutely ferruginous-puberulous. *Flowers* 1 in. in diam.; pedicels 1 to 1·25 in. *Sepals* 4, the outer pair puberulous externally; the inner pair larger, imbricate, oblong-rotund, orbicular, concave, rusty, obtuse, petaloid. *Petals* 4, smaller than the inner sepals, oblanceolate, clawed. *Stamens* short. *Fruit* (*vide* Maingay) ellipsoid, 5 in. long.

Malacca; Maingay (Kew Distrib. 174). Perak; King's Collector, No. 8851.

17. *CALOPHYLLUM VENUSTUM*, King, n. sp. A glabrous tree, 20 to 30 feet high. *Leaves* thinly coriaceous, shining, rigid, elliptic-ovate, retuse, the base cuneate, the margin thickened; nerves rather distant for the genus and equally distinct on both surfaces; length 1·75 to 3 in., breadth 1 to 1·5 in., petiole ·3 to ·4 in. *Racemes* 3-5 flowered, solitary, axillary, half as long as the leaves, very lax, spreading. *Flowers* large (·5 in. in diam.), on long (·75 in.) pedicels; buds ovoid. *Sepals* 4, more or less orbicular. *Petals* 4 to 6, narrower than the sepals, the inner oblong, veined, all obtuse. *Fruit* unknown.

Perak; King's Collector, No. 7763.

A very handsome species of which the fruit is unknown. In leaf it resembles *C. amœnum*, but differs greatly in the flowers.

3. *KAYEA*, Wall.

Trees. *Leaves* opposite; veins rather distant, arched. *Flowers* hermaphrodite, either large and solitary, or small and collected in terminal panicles. *Sepals* and *petals* 4 each, imbricate. *Stamens* numerous, filaments slender, free or connate at the base; anthers small, subglobose, 2-celled, dehiscence vertical. *Ovary* 1-celled; style slender, stigma acutely 4-fid; ovules 4, erect. *Fruit* subdrupaceous, fleshy, indehiscent, 1-4-seeded. *Seeds* thick, testa thin and crustaceous.—Distrib. Tropical Asia, 7 species.

Flowers in racemes.

Racemes 2 to 3 in. long: flowers 1 in.

or more in diam. 1. *K. Wrayi*.

Racemes less than 1 in. long: flowers

less than 1 in. in diam. 2. *K. racemosa*.

Flowers solitary, axillary.

Nervation of leaves bold, distinct.

- Fruit turbinate, quite enveloped by the outer sepals when ripe ... 3. *K. grandis*.
- Fruit ovoid, pointed, only partly covered by sepals.
- Leaves tapering to the moderately long petiole ... 4. *K. Kunstleri*.
- Leaves rounded or cordate at base, sub-sessile ... 5. *K. nervosa*.
- Fruit ovoid with a much elongate hooked apex, leaves caudate-acuminate ... 6. *K. caudata*.
- Nervation of leaves indistinct.
- Young branches slender, smooth, flowers axillary ... 7. *K. elegans*.

1. *KAYEA WRAYI*, King, n. sp. A small glabrous tree; the young branches pale, polished, terete, often whorled. *Leaves* very thickly coriaceous, broadly elliptic, acute or acuminate, the edges much recurved when dry, the base rounded; nerves about 15 pairs, unequal, only slightly prominent on the lower and less so on the upper surface; both surfaces smooth, the upper shining, the lower dull; length 3 to 4.5 in., breadth 1.75 to 2.25 in.; petiole .4 in., thick. *Racemes* axillary or terminal, 2 to 3 in. long, sub-erect, stout, with minute subulate bracts at the base, 3 to 5-flowered. *Flowers* 1 to 1.25 in. in diam., pedicels .5 to 1.25 in. long. *Sepals* orbicular, nearly equal, glabrous, the outer pair coriaceous, the inner thinner. *Petals* much larger than the sepals, broadly-obovate or orbicular, clawed. *Stamens* much shorter than the petals. *Fruit* unknown.

Pahang; on Gunong Brumber, elevation 7000 feet, L. Wray, junior. A remarkable species quite unlike any hitherto described.

2. *KAYEA RACEMOSA*, Planch. and Triana Mem. Guttif. 269. A glabrous tree, 40 to 60 feet high. *Leaves* sub-coriaceous, elliptic-oblong, with a very short blunt acumens, slightly narrowed to the petiole; upper surface rather dull, the lower paler and shining; main nerves 18 to 25 pairs, bold, spreading; length 6 to 9 in., breadth 1.5 to 2.5 in.; petiole .75 in., stout. *Racemes* less than 1 in. long, few-flowered, bracteolate, crowded at the apices, or in the axils near the apices, of the rather long naked often whorled branchlets; pedicels stout, .15 in. long. *Flowers* .5 in. in diam. *Sepals* rotund, thickly coriaceous. *Petals* longer than the sepals, thin. *Stamens* numerous, in one series, monodelphous at the base; Wall. Cat. without number or locality; Hook. fil. Fl. Br. Ind. i, 276, (excl. syn. *Mesua Singaporiana*, Wall. Cat. 4836.)

Malacca; Maingay (Kew Distrib. 177). Perak; Scortechini, 97.

The foregoing description has been drawn up from Maingay's Malacca specimens above quoted, which have been accepted by Sir Joseph Hooker as of the species described by Planchon and Triana as *K. racemosa*. These authors founded the species on a Wallichian specimen in M. de Candolle's Herbarium, without number or indication of locality, which had been separated from some other Wallichian number, and which bears the following note by Choisy "*Mesua speciosa? specimen imperfectum sine notula in herb. Wallichiano repertum.*" This specimen I have not seen. Of Wall. Cat. No. 4836, (*Mesua Singaporiana*,) there is a specimen in Herb. Calc.; and it is certainly different from Maingay's 177, being more like a *Mesua* than a *Kayea*.

3. *KAYEA GRANDIS*, King, n. sp. A glabrous tree, 40 to 80 feet high. *Leaves* large, coriaceous, oblong to elliptic-oblong, sub-acute, the edges revolute (when dry), slightly narrowed towards the rounded or sub-acute base; both surfaces rather dull (when dry), the 20 to 25 pairs of main nerves sub-horizontal, prominent, the secondary nerves also prominent; length 9 to 18 in., breadth 3 to 4.5 in.; petiole .4 to .75 in., smooth. *Flowers* sub-globose in bud, pedicelled, in short few-flowered axillary cymes crowded in the axils of the leaves, rarely solitary, about 1.25 in. in diam. when expanded; pedicels .5 in. *Sepals* rotund, the outer concave very coriaceous; the inner thin, not larger than the outer. *Petals* elliptic-oblong, acute, larger than the sepals (.5 in. long or more). *Ripe fruit* turbinate, 2 to 2.5 in. in diam. and 1.25 in. thick, leathery, completely enveloped by the persistent, thickened, outer sepals.

Malacca; Maingay (Kew Distrib. 178), Cantley No. 2354. Perak, King's Collector.

A very fine species; at once distinguished by its large leaves and depressed turbinate fruit. The fruit, and probably the whole plant, abounds in yellow juice. According to M. Cantley the wood sinks in water.

4. *KAYEA KUNSTLERI*, King, n. sp. A glabrous tree, 30 to 50 feet high; the branchlets brownish, sub-striate, not tuberculate. *Leaves* thinly coriaceous, elliptic-lanceolate, acuminate, sub-undulate, the base much narrowed to petiole; both surfaces rather dull (when dry) with a few scattered opaque black dots; the lower pale, sub-glaucous (when dry); length 4 to 6 in., breadth 1 to 2.25 in.; petiole .25 in. to .4 in., rugose; nerves 20 to 24 pairs, unequal, prominent; the lower horizontal, the upper slightly curving upwards. *Flower* solitary, axillary or terminal, 1.5 to 2 in. diam., on a very short smooth pedicel, bracts at its base linear-subulate: bud globose, smooth. *Sepals* unequal as in *nervosa*. *Petals* oblong-acuminate, 1 in. long. *Ripe fruit* ovoid, gradually narrowing into a short subulate apical beak.

Perak: King's Collector, Nos. 3301, 6850: Penang, Curtis, No. 1419; Malacca, Maingay, No. 176.

This is allied to *K. nervosa*, T. Anders.; but it is readily distinguished from that by its smooth branchlets, by the leaves much and gradually narrowed to both base and apex, and by the oblong-acuminate petals. A shrubby form of this occurs in Penang (Curtis, Nos. 805, 1418,) and in Perak (King's Collector, No. 1345) in which all the parts are smaller and the leaves are less acuminate at the apex, and rounded instead of much attenuated at the base.

5. *KAYEA NERVOSA*, T. Anders. in Hook. fil. Fl., Br. Ind. i, 277. A glabrous tree; the branchlets minutely tubercled, 4-angled. *Leaves* subsensile, membranous, elliptic-oblong, shortly and bluntly acuminate, the base rounded or emarginate; both surfaces (when dry) dull coppery brown, the lower paler; nerves 16 to 20, unequal, rather prominent beneath; length 3 to 5 in., breadth 1.25 in. to 2 in.; petiole .15 in. long, rugose as is the base of the midrib. *Flowers* axillary, usually solitary (sometimes 2 or 3 from an axil), or terminal, 1.75 in. in diam.; pedicels .75 in. or less, tubercled, each with several linear lanceolate bracts at its base. *Sepals* unequal, the outer very coriaceous, sub-orbicular; the inner nearly twice as large but thinner. *Petals* obovate; filaments about as long as the slender pistil. *Ripe fruit* sub-globular, beaked, leathery, .75 in. in diam. or more, the calyx marcescent. Kurz Flora Burm. i, 96; *Mesua nervosa*, Pl. and Triana Mem. Guttif. 279.

Malacca, Perak. Distrib. Burmah.

6. *KAYEA CAUDATA*, King, n. sp. A slender glabrous tree, 20 to 30 feet high, with drooping habit; the branchlets slender, pale brown, striate. *Leaves* membranous, obovate-elliptic, caudate-acuminate, mucronulate, edges undulate, slightly narrowed to the rounded base; both surfaces dull, the lower pale; nerves 12 to 14 pairs, prominent, sub-horizontal; length 3 to 3.5 in. of which the acumen forms .7 in.; breadth 1 to 1.15 in., petiole .15 in. *Flowers* unknown. *Fruit* solitary, terminal, shortly pedicellate, narrowly ovoid-cylindric, tapering very much to the apex and often curved, less narrowed to the base, 2 to 2.5 in. long, and 1 to 1.25 in. in diam. at the middle; bracts at base of pedicel subulate, 1-nerved. *Sepals* persistent, the outer pair orbicular, the inner oblong: pedicel about .2 in. long, rather shorter than the subulate bracts.

Perak; King's Collector, No. 7937.

Only once collected and only in fruit. Easily recognisable by its caudate-acuminate leaves and fruit.

7. *KAYEA ELEGANS*, King, n. sp. A glabrous tree 40 to 60 feet high, with slender drooping branches; branchlets very thin, pale gray. *Leaves* thinly but rigidly coriaceous, lanceolate, acuminate, the base acute, the

edges undulate (when dry); both surfaces rather dull, the nerves numerous but indistinct, the midrib slightly prominent; length 2·25 to 3 in., breadth ·5 to ·75 in., petiole ·25 to ·35 in. *Flower* solitary, axillary or terminal, ·4 in. in diam.; pedicel ·1 in. long with several ovate-acute bracts at its base. *Sepals* nearly equal, the outer coriaceous. *Petals* oblong, acute, smaller than the sepals. *Ovary* narrowly ovoid, attenuate above, and passing into the long filiform curving exerted style. *Fruit* unknown.

Perak; on Gunong Bubu, elevation from 1500 to 2000 feet. King's Collector.

A very distinct and elegant species, distinguished by its thin rigid lanceolate leaves and very slender branches.

4 MESUA, Linn.

Trees. *Leaves* opposite, rigidly coriaceous, often pellucid-dotted; veins very numerous, very slender, at right angles to the midrib. *Flowers* polygamous or hermaphrodite, large, axillary or terminal, solitary. *Sepals* and *petals* 4 each, imbricate. *Stamens* very numerous, filaments filiform, free or connate at the base; anthers erect, oblong, 2-celled, dehiscence vertical. *Ovary* 2 celled; style long, stigma peltate; ovules 2 in each cell, erect. *Fruit* between fleshy and woody, 1 celled by the absorption of the septum, at length 4-valved, 1-4-seeded. *Seeds* without an aril, testa fragile. Distrib. Tropical Asia; 3 species.

1. *MESUA FERREA*, Linn. sp. 734. A medium sized tree with spreading head; branches faintly 4-angled, glaucous. *Leaves* coriaceous, linear-lanceolate to oblong-lanceolate, acute or acuminate, the base acute or rounded; above shining; below pruinose, glaucous or glaucescent; nerves numerous, close, inconspicuous; length 3 to 6 in., breadth ·75 to 1·25 in., petiole ·25 to ·35 in. *Flowers* ·75 to 3 in. in diam., in pairs or solitary, usually terminal. *Sepals* orbicular, fleshy, the margins thin. *Petals* 4, obovate, white; anthers large, elongate. *Fruit* ovoid-conic to subglobose, from 1 to 2 in. long, the sepals persistent. Choisy in DC. Prod. i, 562; Choisy Guttif. Ind. 40; Planch. and Triana Mem. Guttif. 271: Roxb. Fl. Ind. ii, 635; W. and A. Prod. 102; Wall. Cat. 4834; Wight Ill. 127, Ic. t. 118; Beddome Flor. Sylvat. Gen. xxiii; Hook. fil. Fl. Ind. i, 277; Bl. Bijdr. 216; Miq. Fl. Ind. Bat. i, Pt. 1, 509; Kurz For. Fl. Burm. i, 97: *M. speciosa*, Choisy in DC. l. c.; Guttif. Ind. 40; Wight Ic. t. 118 and 961; Wall. Cat. 4835; Pl. and Trian. l. c. 375; Beddome l. c. xxiii. *M. pedunculata*, Wight Ill. 127; Ic. t. 119. *M. coromandeliana*, Wight Ill. 129; Ic. t. 117; Pl. and Trian. l. c. 378; Beddome Flor. Sylvat. t. 64. *M. Roxburghii*, Wight Ill. 127; Beddome l. c. xxiii. *M. salicina*, *M. Walkeriana* and *M. pulchella*, Planch. and Trian. l. c. 373,

374, and 379. *M. sclerophylla*, Thwaites Enum. 407; Beddome l. c., xxiii. *M. Nagana*, Gard. in Calc. Journ. Nat. Hist. vii, 4.

In all the Provinces. Distrib. Eastern and Southern provinces of British India; Ceylon: often cultivated.

A variable species to which many names have been given. A form with narrow leaves (.5 in. broad) and small flowers is found in Ceylon, and was distinguished by Thwaites as var. *angustifolia* (*M. salicina*, Pl. and Tri.). In other forms from Ceylon and the South of India, the leaves have very little of the characteristic white waxy powder on their under surfaces; and these formed the bases of Planchon and Triana's species *M. pulchella*, and of Wight's *M. Coromandeliana*.

2. *MESUA LEPIDOTA*, T. Anders. in Hook. fl. Fl. Br. Ind. I, 288. A slender glabrous tree, 60 to 80 feet high; the branches pale brown, the youngest minutely rugose when dry. *Leaves* coriaceous, shining, narrowly elliptic or oblong-lanceolate, the apex shortly acuminate, the base acute; lower surface pale, nerves indistinguishable but the midrib prominent on both surfaces; length 2 to 3 in., breadth .75 to 1.2 in., petiole .15 in. *Flowers* unknown. *Fruit* solitary, terminal, pedicellate, broadly ovoid or depressed-globular when young, slightly pointed when mature, apiculate, 1 in. or more in diam., subtended at the base by the 4 lignified sub-rotund spreading sepals: pericarp thick, woody, rugulose, dehiscing vertically by 2 (rarely 3) pointed valves. *Seeds* two, plano-convex, or one depressed-globose; the testa brown, brittle; pedicels 1 to 1.5 in. long, thickened upwards, and with several minute subulate deciduous bracts at their bases.

Malacca; Griffith (Kew Distrib. No. 845). Perak; Soortechini, No. 183^b, King's Collector, Nos. 4551 and 5881.

It is suggested in Fl. Br. Ind. (I, 278) that Griffith's No. 845, although now put with *Mesua*, is probably the type of a new genus between *Kayea* and *Mesua*. Griffith's specimens have no flowers, and unfortunately neither have those of the Perak collectors. The latter appear to belong to the same plant as Griffith's; but their leaves are rather smaller, the branchlets more slender, and the pericarp slightly thinner. It may therefore be found, when fuller material is forthcoming, that there are two species here, and that neither belongs to *Mesua*.

ORDER XV. TERNSTROMIACEÆ.

Shrubs rarely climbing, or trees. *Leaves* alternate, simple (in Indian species) entire or often serrate, usually coriaceous, exstipulate. *Flowers* handsome, seldom small, usually subtended by 2 sepal-like bracts, rarely dichinous, axillary, 1 or more together, rarely in lateral or terminal racemes or panicles. *Sepals* 5, rarely 4-7, free or slightly con-

nate, the innermost often larger. *Petals* 5, rarely 4-9, free or connate below, imbricate or contorted. *Stamens* numerous (definite in *Sladenia* and *Stachyurus*) free or connate, usually adnate to the base of the deciduous corolla; anthers basifixed or versatile, dehiscing by slits or rarely by terminal pores. *Ovary* free ($\frac{1}{2}$ -inferior in *Anneslea*), sessile, 3-5-celled, (many-celled in *Actinidia*); styles as many, free or connate, stigmas usually small; ovules 2-8 in each cell, rarely solitary, never orthotropous. *Fruit* baccate or capsular. *Seeds* few or numerous, placentas axile; albumen scanty or 0, rarely copious; embryo straight or hippocrepiform, cotyledons various. Distrib. Rare in temperate, abundant in tropical Asia and America, almost wanting in Africa and entirely in Australasia; species about 270.

Tribe I. **TERNSTRÆMIÆ.** *Peduncles* 1-flowered. *Petals* imbricate. *Stamens* adherent to the base of the corolla; anthers basifixed. *Fruit* (in Indian genera) indehiscent. *Seeds* usually few; albumen fleshy, usually scanty. *Embryo* curved; cotyledons shorter than the radicle and about as broad.

* Fruit inferior.

1. *Anneslea.*

** Fruit superior.

Flowers hermaphrodite.

Anthers usually pilose, stamens and seeds numerous, ovary 3-5-celled

2. *Adinandra.*

Flowers diœcious.

Flowers large, on long pedicels ...

3. *Ternstrœmia.*

Flowers small, sessile or sub-sessile ...

4. *Eurya.*

Tribe II. **SAURAUJÆ.** *Peduncles* many-flowered. *Petals* imbricate. *Anthers* versatile. *Fruit* usually pulpy, rarely sub-dehiscent. *Seeds* numerous, minute, albumen abundant. *Radicle* straight or slightly curved and longer than the cotyledons.

Climbers, diœcious

5. *Actinidia.*

Trees or shrubs; usually hermaphrodite ...

6. *Saurauja.*

Tribe III. **GORDONIÆ.** *Peduncles* 1-flowered, often very short. *Petals* imbricate. *Anthers* versatile. *Fruit* indehiscent or loculicidal. *Albumen* scanty or 0. *Cotyledons* various; radicle short, straight or curved.

* Fruit indehiscent.

7. *Pyrenaria.*

** Fruit dehiscent.

Ovules lateral, seeds winged, radicle inferior

8. *Schima.*

Ovules pendulous, seeds winged, radicle superior

9. *Gordonia.*

Tribe IV. BONNATIEÆ. *Flowers* in lateral panicles crowded near the apices of the branches.

Anthers versatile; *capsule* dehiscent from base... 10. *Archytæa*.

1. ANNESLEA, Wall.

Evergreen glabrous trees or shrubs. *Flowers* in terminal corymbs, large, white, 2-bracteolate. *Sepals*, 5, their lower part fleshy, connate, and adherent to the ovary, their upper part coriaceous and crowning the fruit. *Petals* 5, connate by their bases. *Stamens* numerous; the filaments short, inserted on the torus; anthers narrow, elongate, 2-celled, introrse, with a long apiculus from the connective. *Ovary* half immersed in the torus, 3-celled; style cylindric, 3-fid: ovules many, pendulous. *Fruit* a leathery inferior berry crowned by the sepals. *Seeds* oblong, flattened, emarginate at one end, with a hard testa and fleshy albumen. *Distrib.* Burmah and Malayan Peninsula: species 2.

ANNESLEA CRASSIPES, Hook. in Choisy Mem. Ternst. 41. A bush or small tree; young branches stout, the bark rough, rather pale. *Leaves* coriaceous, obovate or oblanceolate with short abrupt blunt acumen, or oblong-lanceolate and acute, much narrowed at the base; the edge thickened and obscurely glandular-serrate; nerves 6 to 8 pairs, invisible in the fresh, faint in the dry state, the midrib prominent in both: length 2.5 to 6 in., breadth 1.5 to 2.25 in., petiole .6 to 1 in. *Flowers* 1 to 1.25 in. in diam., in corymbs of 3 to 6; pedicels .5 to 1.25 in., recurved; bracteoles fleshy, square, keeled. Free portion of *sepals* fleshy, .65 in. long, yellow, rounded or emarginate. *Petals* smaller than the sepals, membranous, ovate-acuminate. *Stamens* about 30. *Fruit* ovoid, 1 to 1.5 in. long (excluding the free part of the sepals), rough; style persistent. Hook. fil. Fl. Br. Ind. i, 280.

Mount Ophir in Malacca; Griffith &c.—Perak; on Gunong Batu Puteh at 3,400 ft., Wray, Scortechini.

Var. *obovata*. A bush. *Leaves* obovate, minutely and bluntly macronate; *fruit* conspicuously verrucose.

Perak, Gunong Bateh, at an elevation of 6,700 feet.

Anneslea is practically a *Ternstræmia* with half inferior fruit.

2. ADINANDRA, Jack.

Small evergreen trees with the habit of *Ternstræmia* or *Gordonia*. *Peduncles* axillary, solitary, recurved, 2-bracteate at the apex. *Flowers* often silky outside. *Sepals* 5. *Petals* 5, connate at the base. *Stamens* many, often 1-4-delphous, the inner smaller; anther cells lateral, narrow, elongate, the connective apiculate, usually hairy. *Ovary* 3-5-celled; style ultimately elongate, entire or shortly 3-5-fid; ovules many

in each cell. *Fruit* globose, subtended by the persistent calyx and crowned by the style. *Seeds* many, small, albumen fleshy. Distrib. Confined (except the W. African *A. Mannii*) to the Malay Peninsula and Indian Archipelago; species 12.

1. *ADINANDRA DUMOSA*, Jack in Malay Misc. ii, No. 7, p. 50. A large shrub or small tree, glabrous everywhere except the stamens; young branches slender, terete, dark brown. *Leaves* coriaceous, glabrous, reddish beneath, oblong-lanceolate to elliptic, more or less acute or obtusely acuminate, the base narrowed; edges entire or obsoletely serrate; midrib prominent especially beneath, nerves invisible; length 2 to 4 in., breadth 1·25 to 1·75 in., petiole ·1 to ·2 in. *Flowers* ·65 in. in diam., peduncles ·4 to ·75 in. long, not thickened after flowering; bracteoles leathery, broadly ovate, opposite, close to the calyx. *Sepals* sub-erect, glabrous, leathery, ovate-rotund, blunt, sometimes emarginate. *Petals* longer than the sepals, membranous, oblong-lanceolate with broad bases, the apex minutely apiculate, erect, conniving. *Stamens* about 30, the inner shorter: filaments united by their bases, pilose: *anthers* with 2 narrow lateral cells; the connective broad and pilose behind, its apex mucronate. Ovary 5-celled, the placentas incurved, multi-ovulate; style subulate: stigma small, simple. *Fruit* ·4 to ·5 in. in diam., baccate, dry, with coriaceous pericarp, imperfectly 4-5-celled. Seeds numerous, reniform. Wall. Cat. 3664, (corrected at p. 215 to 3666) and 7071. Dyer in Hook. fl. Fl. Ind. i, 282; Miq. Fl. Ind. Bat. i, Pt. 2, p. 477; Choisy Mem. Ternst. 24. *A. Jackiana* and *trichocoryna*, Korth. Verh. Nat. Gesch. Bot. 106, 107. *A. cyrtopoda*, *stylosa* and *glabra*, Miq. Flor. Ind. Bat. Suppl. i, 478, 479. *Ternstræmia? dumosa*, Wall. Cat. 2245. *Camellia? Scottiana*, Choisy l. c. (not of Wall. Herb.).

In all the provinces except the Andamans and Nicobars, at low elevations, common. Distrib. Malay Archipelago.

2. *ADINANDRA ACUMINATA*, Korth. Verh. Nat. Gesch. Bot. 109. A tree 40 to 60 feet high; all parts except the stamens glabrous; young branches slender, smooth, dark-coloured; the older pale and rough. *Leaves* coriaceous, oblong-lanceolate, acuminate, the base acute, both surfaces shining; midrib prominent below; the 9 to 11 pairs of nerves rather prominent below when dry, forming a double series of arches inside the margin; length 3·5 to 6 in., breadth 1 to 2·5 in., petiole ·25 in. *Flowers* ·9 in. in diam.; peduncles ·75 to 1 in. long, thickened and verrucose after flowering; bracteoles leathery, lanceolate, at some distance from the calyx, alternate. *Sepals* leathery, glabrous; the two outer small, ovate; the three inner much larger, spreading, rotund, the edges serrulate. *Petals* larger than the inner sepals, rotund, spreading, fleshy, the edges thin. *Stamens* about 40, the inner smaller: filaments united by their bases,

short, coarsely pilose as are the narrow elongate apiculate anthers. *Ovary* 5-celled, depressed, ribbed, pubescent; style filiform, pilose; stigma small, conical. *Fruit* .5 to .75 in. in diam., baccate, dry, with coriaceous, pubescent, but ultimately glabrous, pericarp, 2-celled, many seeded: *Seeds* oval, flat, furrowed on both sides. Hook. fil. Fl. Br. Ind. I, 282. Miq. Fl. Ind. Bat. I, Pt. 2, p. 478. *Gordonia acuminata*, Wall. Cat. 3664. *Ternstræmia ? coriacea*, Wall. Cat. 1453. *Camellia axillaris*, Wall. Cat. 1453, p. 158 (not of Roxb. ex Bot. Reg. 349, see Journ. Linn. Soc. xiii, 330). *Polyspora axillaris*, Choix. Mém. Ternstr. 91 (not of Don).

In all the provinces, from 1000 feet to (in Perak) 4000 feet: common. Distrib. Sumatra.

In Journ. Linn. Soc. xiii, 330, there is a note by Mr. W. T. Thiselton Dyer (who elaborated this family of *Ternstræmiaceæ* in the Flora of Brit. India) on the plant issued by Wallich as *Ternstræmia coriacea*, and identified by him (in an appendix to his Catalogue,) with *Camellia axillaris*, Roxb. Mr. Dyer shows that, under the name *C. axillaris*, Roxb., a totally different plant (= *Gordonia anomala*, Spreng) was figured in the Bot. Register (t. 349), and that Wallich's *T. coriacea* was neither Roxburgh's plant nor that figured in the Bot. Register, but really *A. acuminata*, Korth.

3. ADINANDRA MACULOSA, T. Anders. Hook. fil. Fl. Br. Ind. I, 282. A tree 40 to 60 feet high; young branches dark-coloured, pubescent near the apex, not silky. *Leaves* coriaceous, elliptic to sub-rotund, shortly, bluntly and abruptly acuminate, entire, the base acute; upper surface smooth, shining; the lower pale brown, dull, opaque, minutely rugulose when dry; main nerves 8 to 10 pairs, spreading, very indistinct; midrib distinct: length 3.5 to 5.5 in., breadth 1.5 to 2.25 in.; petiole .25 to .4 in., glabrous. *Flowers* .75 in. in diam.; peduncles little longer than the petioles, pubescent; bracteoles sub-rotund, opposite, close to the calyx. *Sepals* unequal, the two inner smaller, rotund to broadly ovate, very fleshy, puberulous externally, the edges thin and glabrous as is the whole internal surface. *Petals* membranous, ovate, acute, glabrous, connivent. *Stamens* about 30; filaments attached to the petals, short, glabrous: *Anthers* narrow, the cells elongate, lateral; the connective sericeous with short glabrous apiculus. *Ovary* depressed-hemispheric, 5-ribbed, 5-celled. *Style* cylindrical, glabrous: stigma small, conical. *Fruit* .5 in. in diam., globular, baccate, 4-celled, the leathery pericarp at first pubescent but finally glabrous; seeds numerous, black, shining, horse-shoe-shaped, small. *Ternstræmia integerrima*, Wall. Cat. 1452 in part.

Penang; Wallich, Curtis. Perak; Scortechini, Wray, King's Collector: at elevations of from 1800 to 4000 feet.

4. *ADINANDRA INTEGERRIMA*, T. Anders. Hook. Fl. Br. Ind. I, 282. A small tree: young branches with dark-coloured bark, the extremities fulvous-pubescent, the leaf-buds sericeous. *Leaves* sub-coriaceous, ovate to ovate-oblong, shortly acuminate, the base acute or rounded, the margin minutely glandular-serrulate; upper surface glabrous, shining, greenish when dry; the lower pale brown, sparsely pubescent and with many minute black glands; main nerves 10 to 14 pairs, thin, interarching $\cdot 2$ in. from the margin, slightly prominent on both surfaces (when dry) as are the reticulations: length 3.5 to 5 in., breadth 1.4 to 2.25 in.; petiole $\cdot 2$ to $\cdot 25$ in., pubescent. *Flowers* $\cdot 6$ in. in diam.; peduncles not much longer than the petioles, strigose; bracteoles ovate, acute, opposite, close to the calyx. *Sepals* spreading, broadly ovate, acute; the two outer larger, very thick, the edges thin, serrulate-denticulate; externally adpressed-sericeous, internally smooth and shining. *Petals* smaller than the sepals, coherent by their bases, connivent, ovate, acute, membranous, glabrous except an adpressed sericeous patch on the back, connivent. *Stamens* about 30, adnate to the base of the petals; filaments short, glabrous; anthers elongate, fusiform, the cells lateral; connective sericeous with a long glabrous apiculus. *Ovary* depressed-hemispheric, adpressed-sericeous, 5-celled, multi-ovulate; style cylindrical, expanded below, sericeous; stigma small, sub-capitate. *Fruit* (*vide* Dyer) baccate, adpressed-pubescent, $\cdot 7$ in. in diam. *Seeds* small, shining. Dyer in Hook. fil. Fl. Br. Ind. I, 282. Pierre Fl. Forest Coch.-Chine, t. 125, (excl. syn. *T. villosa*, Choisy.). *Ternstroemia dasyantha*, Choisy (not of Korth.). *Ternstroemia? integerrima*, Wall. Cat. 1452 (in part) and 2246. *Gordonia reticulata*, Wall. Cat. 3663 and 7070.

Penang; Wallich. Perak, Scortechini: at low elevations.

The specific name is unfortunate, as in all the specimens I have seen the leaves are as described above and not entire.

5. *ADINANDRA VILLOSA*, Choisy Mem. Ternstr. 24. A pubescent tree, 40 to 50 feet high: young branches pilose, pale brown, leaf buds sericeous. *Leaves* coriaceous, oblong-lanceolate, shortly acuminate, entire or faintly glandular-crenate; the base rounded, rarely acute; upper surface shining, glabrous except the pubescent midrib; under surface yellowish, sparsely pubescent: nerves 7 to 9 pairs, ascending, interarching within the margin, not prominent: midrib bold; reticulations rather distinct: length $\frac{4}{5}$ to 5.5 in., breadth 1.5 to 1.75 in.; petiole $\cdot 2$ in., pilose. *Flowers* $\cdot 75$ in. in diam., from $\cdot 4$ to nearly 1 in. long, pilose; bracteoles ovate, from the middle of the peduncle, fugaceous. *Sepals* spreading, subequal, rotund, fleshy, pilose externally, smooth internally. *Petals* ovate, blunt, membranous, adpressed-sericeous externally, the edges glabrous. *Stamens* about 30, attached to the bases of the petals, sericeous, the

filaments short; cells narrow, elongate, connective with a glabrous apiculus. *Ovary* depressed-hemispheric, adpressed-sericeous, 5-ridged, 5-celled; *style* cylindrical, glabrous except at the base; stigma minute. *Fruit* .5 in. in diam., baccate, adpressed-sericeous, 4-celled. *Seeds* numerous, reniform, brown, small. Hook. fil. Fl. Br. Ind. I, 283. Kurz Fl. Burm. i, 100. *Ternstroemia?* *sericea*, Wall. Cat. 1454. *Schima Wallichii*, Choisy Mem. Ternst, 91 (not of Choisy in Zoll. Cat.)

Perak; King's Collector, Wray, at elevations from 3000 to 4000 feet. Distrib. Tavoy.

6. *ADINANDRA HULLETTII*, King, n. sp. A tree; young branches densely and minutely rusty-tomentose. *Leaves* coriaceous, elliptic-oblong, shortly acuminate, the base acute; edges glandular, denticulate, slightly recurved when dry; upper surface smooth, shining; lower brown, densely and minutely tomentose, the midrib prominent; the nerves spreading, obscure, about 10 pairs; length 3.5 to 5.5 in., breadth 1.5 to 2.5 in., petiole .25 in. *Flowers* .75 in. in diam.; peduncles .4 to .5 in., tomentose: bracteoles broadly ovate, acute, opposite, close to the calyx. *Sepals* spreading, fleshy, all glabrous internally: the outer 2 rotund, tomentose externally, larger than the others; the inner 3 ovate-rotund, tomentose externally, the edges glabrous. *Petals* longer than the sepals, membranous, oblong, blunt, glabrous, the tips reflexed. *Stamens* from 40 to 50, all epipetalous; anthers densely pubescent, the connective with a long blunt glabrous apiculus; filaments short, geniculate. *Ovary* conic-hemispheric, adpressed-sericeous; style glabrous; stigma small, conic. *Fruit* unknown.

Singapore; Murton, No. 144, Hullett, No. 103. Penang; Curtis, No. 275, in part.

A very distinct species of which fruit is as yet unknown.

7. *ADINANDRA MACRANTHA*, Teysm. and Binn. Nat. Tijd. Ned. Ind. xxv, 421. A tree 20 to 50 feet high: young branches with pale glabrous bark, the apices and buds sericeous. *Leaves* coriaceous, elliptic-oblong, with a broad apex suddenly contracted to a short blunt acumen, narrowed in the lower third to the sub-acute base; the edges entire or faintly crenate; both surfaces glabrous; the upper greenish, the lower pale yellowish when dry: midrib bold, sometimes puberulous; main nerves 15 to 20 pairs forming a double series of arches inside the margin, rather prominent as are the reticulations; length 5 to 7 in., breadth 2 to 3.25 in.; petiole .25 in., stout. *Flowers* 1.4 in. in diam.; peduncles 1 to 1.5 in. long, smooth: bracteoles rotund-reniform, opposite, close to the calyx. *Sepals* spreading, fleshy with thin ciliolate edges, smooth, rotund, the two outer smaller. *Petals* larger than the sepals, sub-coriaceous with thin edges, rotund, spreading. *Stamens* 40 to 50, adpressed-

sericeous everywhere, the apiculus of the connective with a terminal tuft; filaments short. *Ovary* depressed-hemispheric, 3-4-celled, smooth as is the cylindric style; stigma small, conical. *Fruit* .75 in. in diam., imperfectly 3 to 4-celled, pericarp smooth. *Seeds* few, large, brown, horse-shoe-shaped, punctate, shining.

Perak; from 500 to 1500 feet, King's Collector, Scortechini. Distrib. Sumatra.

The Perak specimens agree perfectly with Teysmann's types collected in Sumatra.

8. ADINANDRA MIQUELII, King. A medium sized tree: young branches stout, the bark white and polished. *Leaves* thickly coriaceous, oblanceolate, apex with a short blunt abrupt point, gradually narrowed in the lower half to the petiole, entire; midrib prominent; nerves 5 to 7 pairs, ascending, anastomising .2 in. from the margin, invisible in the fresh, inconspicuous in the dry state; length 4 to 6 in., breadth 1.5 to 2.25 in.; petiole .6 to .75 in., stout. *Flowers* about .75 in. in diam., scattered below the apices of the branches, axillary and extra-axillary, polygamous: peduncles spreading, solitary, compressed, pale, .75 to 1 in. long; the bracteoles just below the flower, small, fugaceous. *Sepals* fleshy, rotund, the 2 outer much smaller. *Petals* larger than the sepals, rotund, clawed, fleshy. *Stamens* numerous, chiefly from the torus, pubescent, the connective with a long apiculus, filaments short. *Ovary* depressed-globose, 2-celled, narrowed above into the short cylindric style: stigma shortly bifid, the lobes narrow acute spreading. *Fruit* unknown. *Ternstræmia bancana*, Miq. Fl. Ind. Bat. Suppl. 477.

Penang; Curtis, No. 1612. Distrib. Bangka.

The stigma shows that this does not belong to the genus *Ternstræmia* into which Miquel put it. It is evidently a rare plant in Penang, as Curtis's specimen (which agrees perfectly with Miquel's type-specimens from Bangka) is the only one which I have seen from that island.

3. TERNSTRÆMIA, Linn.

Evergreen glabrous trees or shrubs. *Leaves* more or less coriaceous, entire or crenate-serrate. *Peduncles* axillary, solitary or sub-fasciculate, recurved, 2-bracteolate, flowers usually dioecious. *Sepals* 5, imbricate. *Petals* 5, imbricate, connate by their bases. *Stamens* many, mostly adherent to the base of the corolla, anthers glabrous. *Ovary* 2 to 3-celled, style simple or absent. *Stigma* broadly 2 to 3-lobed or sub-entire; ovules usually 2 in each cell, pendulous. *Fruit* indehiscent, sub-baccate. *Seeds* rather large, the albumen copious or scanty. Distrib. Tropical Asia and America; species about 30.

1. *TERNSTRÆMIA PENANGIANA*, Choisy Mem. Ternst. 20. A tree 40 to 60 feet high: young branches rough, stout, pale brown. *Leaves* coriaceous, oblanceolate to obovate, sub-acute or bluntly mucronate, rarely blunt or emarginate, entire, the base narrowed to the petiole; nerves 5 to 7 pairs, spreading, invisible when fresh and inconspicuous when dry, the midrib prominent: length 3·5 to 6 in., breadth 1·5 to 2·5 and (in Wallich's specimen) to 4 in., petiole ·6 to ·75 in. *Flowers* ·8 to 1·25 in. in diam., dioecious, solitary, axillary; pedicels ·75 in. long, recurved or straight. *Sepals* rotund, fleshy with thin edges. *Petals* much larger than the sepals but similar in texture, rotund with a broad claw, the edges sub-denticulate. *Stamens* in the male very numerous, crowded, short, (reduced to filaments in the female); connective slightly produced beyond the anther cells, truncate; ovary globular, its cells biovulate. *Stigmas* 2, large, reniform, with erose glandular edges. Berry dry with coriaceous epicarp, globular, 1 to 1·5 in. in diam., subtended by the thickened rugulose connate sepals: *Seeds* about 4, oblong. Dyer in Hook. fil. Fl. Br. Ind. I, 281. Kurz For. Fl. Burmah i, 99. Miq. Fl. Ind. Bat. I, Pt. 2, p. 469. Pierre Fl. For. Coch.-Chine, t. 123. *T. macrocarpa*, Scheff. Obs. Phyt. i, p. 5. *Erythrochiton Wallichianum*, Griff. Notul. iv. 565, t. 585 A, fig. 7. *Fagraea dubia*, Wall. Cat. 4456. *Garcinia acuminata*, Wall. Cat. 4871 A, in part, (*vide* Hooker in Journ. Linn. Soc. xiv, 486.

Penang; Wallich, Griffith, Curtis. Andamans and Nicobars; Kurz, King's Collector. Distrib. Java.

This species was founded by Choisy on the imperfect Wallichian specimens from Penang issued by Wallich as his No. 4456. These specimens consist of leaves and fruit with some imperfect flowers. The leaves are obovate, almost rotund, and broader than those of any *Ternstræmia* which has been collected since. It is therefore not quite certain that the Andaman and Nicobar plant is really the same as Wallich's, although in stigma and fruit it agrees. The plant described and figured as *T. Penangiana* by Pierre (l. c.) is obviously the same as the Andaman and Nicobar species, but whether it is the same as Wallich's No. 4456, I am not prepared to say.

2. *TERNSTRÆMIA SCORTECHINII*, King, n. sp. A tree, 20 to 40 feet high: young branches with pale brownish-grey bark, striate when dry. *Leaves* coriaceous, verticillate, drying of a pale green, oblanceolate, the apex shortly abruptly and rather bluntly acuminate, narrowed from above the middle to the rather stout short petiole; edges entire; under surface rather pale; midrib distinct on both surfaces; nerves visible on neither; length 3 to 5 in., breadth 1·25 to nearly 2 in.; petiole ·4 to ·5. *Flowers* dioecious, ·6 to ·7 in. in diam., pedunculate, axillary, solitary or in fascicles of 2 to 6; peduncles slender, compressed, 1 to 1·5 in. long; the 2

bracteoles about $\cdot 2$ in. below the calyx, minute, fugacious. *Sepals* subequal, fleshy with thin edges, rotund. *Petals* much larger than the sepals, orbicular to reniform, clawed. *Stamens* in the male very numerous; anthers sub-sessile, the connective broad, bearing the 2 cells on its edges and produced above them into a broad short truncate process; rudimentary ovary flattish, without stigma. *Female flowers* like the males but with fewer stamens; *ovary* hemispheric, imperfectly 2-celled; *stigmas* 2, sub-sessile, flat, foliaceous, each divided into 3 or 4 lobes with thick corrugated edges. *Fruit* a dry ovoid berry with coriaceous dark-coloured epicarp, $\cdot 75$ in. long, and $\cdot 2$ in. in diam., subtended by the leathery calyx. *Seeds* 2, large, broad, horse-shoe-shaped, flattish, $\cdot 5$ in. long.

Perak, at low elevations; Scortechini, King's Collector.

A very distinct species with leaves curiously like those of *Illicium evenium*, and with smaller flowers than the other species.

3. *TERNSTRÆMIA CORIACEA*, Scheff. Obs. Phyt, ii, p. 16, (not of Wall.). A tree 50 to 70 feet high: young branches light brown, smooth. *Leaves* coriaceous, usually oblong-ob lanceolate with an abrupt short blunt apiculus, sometimes oblong-lanceolate and acute; attenuate in the lower third to the stout petiole: midrib bold; main nerves 5 to 9 pairs, spreading, anastomosing $\cdot 2$ in. from the entire margin, rather inconspicuous even when dry: length 4 to 6 in., breadth 1.75 to 2.5 in., petiole $\cdot 75$ to 1 in. *Flowers* 1.25 to 1.5 in. in diam., dioecious, solitary, axillary or from the axils of fallen leaves; peduncles flattened, deep brown, 1.5 to 2 in. long, slender; bracteoles alternate, minute, about $\cdot 25$ in. below the calyx. *Sepals* fleshy with thin edges, rotund; the 2 outer rather smaller than the inner 3. *Petals* larger than the sepals, much imbricate, rotund, fleshy, not clawed. *Stamens* in the male numerous, from the torus, the connective with a broad rounded apical appendage; quite absent in the female flower. *Ovary* globular, 2-celled; *stigmas* 2, sub-sessile, each deeply divided into 6 to 8 sub-spathulate lobes. *Fruit* baccate, globular-ovoid, $\cdot 75$ in. in diam. and nearly 1 in. long, dry, with a coriaceous rind, subtended by the slightly enlarged hardened calyx and crowned by the remains of the stigma. *Seeds* about 4, oblong, the testa rugulose.

Malacca; Griffith (Kew Distrib.) 183. Penang; Curtis, No. 1055. Perak; King's Collector. Distrib. Bangka.

Distinguished from the preceding by its anthers, by the venation of its leaves, and by its young branches. Teysmann's specimens from Bangka in no way differ from those from Perak, Malacca and Penang. Wallich's fragmentary specimens, (Cat. No. 7430,) probably fall here. The plant issued by Wallich as *Ternstroemia coriacea* (Cat. No. 1453) is, as

suggested by the late Dr. Anderson and Mr. Dyer (Journ. Linn. Soc. xiii, 331), *Adinandra acuminata*, Korth.

4. EURYA, Thunb.

Shrubs. *Leaves* narrow, usually crenate-serrate. *Flowers* small, unisexual, sessile or shortly pedicelled, in axillary fascicles, rarely solitary, with persistent bracteoles. *Sepals* 5. *Petals* 5, united at the base. *Stamens* 15 or less, rarely 5; anthers glabrous. *Ovary* 3 (rarely 2-5)-celled; styles 3 (rarely 2-5) free or united; ovules many in the inner angle of each cell. *Fruit* baccate. *Albumen* fleshy. Distrib. S. E. Asia, Indian Archipelago and Pacific Islands; described species more than 30, probably reducible to 10.

1. EURYA ACUMINATA, DC. Mém. Ternst. 29. A tree 30 to 40 feet high: young branches slender, pubescent to minutely tomentose. *Leaves* thin; coriaceous, narrowly oblong-lanceolate or oblanceolate, acuminate, serrulate, the base acute; upper surface glabrous, shining; the lower paler, pubescent especially on the midrib, or sub-glabrous; length 2·5 to 3·5 in., breadth ·5 to ·75 in., petiole ·1 in. or none. *Flowers* ·25 in. in diam., in 2 to 6-flowered clusters; pedicels short, pubescent, bracteolate. Buds globose. *Sepals* unequal, the outer smaller, rotund with a thickened wrinkled patch near the base, pubescent externally. *Petals* larger and thinner than the sepals, oblong, blunt, veined, glabrous. *Male flowers*: stamens about 12, glabrous; filaments slender, anthers oblong, blunt; rudimentary ovary conic without styles, or absent. *Female flower* as in the male, but the sepals and petals smaller and narrower; stamens 0; ovary ovoid-conic; smooth, 3 or (by abortion) 2-celled, multi-ovulate; styles 3, united or free in the lower two-thirds, cylindrical, about as long as the ovary. *Stigmas* on the inner surfaces of the upper part of the styles. *Fruit* globular, ·15 in. in diam., smooth, subtended by the persistent calyx and crowned by the styles. *Seeds* small, angled, pitted, shining, brown. *Diospyros serrata*, Ham. in Don Prod. Fl. Nep. 143.

In all the provinces at low elevations, common. Distrib. Sub-tropical Himalaya, Assam, Chittagong and Burmese Ranges, Malay Archipelago, Fiji Islands.

In a plant with such a wide distribution, variations in form are only to be expected. Many of these have been treated as species which, in Sir J. D. Hooker's Flora of British India, Mr. Thiselton Dyer has reduced to varieties as follows:

Var. 1. *euprista*, Korths. Verh. Nat. Gesch. Bot. 113 (sp.); styles distinct. Griff. Ic. 604, f. 3. *E. multiflora*, DC. l. c. 25. *E. serrata*, Blume Fl. Jav. præf. vii. *E. angustifolia*, Wall. Cat. 1465.

E. acuminata, Royle III. 127, t. 25. *E. salicifolia*, Blume Mus. Bot. II, 118. *E. chinensis*, Hook. f. and Thoms. Herb. Ind. Or. (not of Brown).

Var. 2. *Wallichiana*, Steud. in Blume Mus. Bot. ii, 118 (sp.); styles united. *E. lucida*, Wall. Cat. 1462. *E. fasciculata*, Ham. in Wall. Cat. 1463. *E. acuminata*, Wall. Cat. 1464. *E. bifaria*, Wall. Cat. 3721? *E. membranacea*, Gardn. in Calc. Journ. Nat. Hist. vii, 444. *E. japonica*, β *acuminata*, Thw. Enum. Pl. Cey. 41.

2. EURYA WRAYI, King, n. sp. A small tree: young branches slender, purplish-brown, laxly pubescent towards the apex. *Leaves* drying greenish-yellow, thinly coriaceous, oblong-lanceolate, bluntly acuminate, minutely serrulate, the base rounded: upper surface glabrous, shining; lower paler, dull, sparsely pubescent; length 2 to 2·75 in., breadth ·5 to ·7 in., petiole ·1 in. *Flowers* narrowly ovate, pointed, scarcely expanding, ·1 in. in diam. and ·2 in. long, axillary, solitary or in 2 to 6-flowered sessile umbels, quite glabrous: pedicels slender, glabrous, 1' to ·15 in. long, bi-bracteolate. *Sepals* unequal, erect, fleshy, ovate, acute, much imbricate. *Petals* sub-equal, erect, membranous, ovate, acute, connate in the lower third. *Stamens* 15, glabrous; anthers narrow, elongate, shortly apiculate; filaments short. *Ovary* ovoid, gradually narrowing into the thick style, imperfectly 3-celled; stigmas short. *Fruit* unknown.

Perak; at Tapa, Wray.

Distinguished by its narrowly ovate pointed flower-buds and flowers, and by the rounded bases of its leaves.

4. ACTINIDIA, Lindl.

Glabrous, strigose, or tomentose shrubs; usually climbers. *Leaves* entire or serrate, usually membranous, feather-veined. *Flowers* polygamous or dicecious, in axillary cymes, rarely solitary. *Sepals* 5, slightly imbricate, subconnate at the base. *Petals* 5, somewhat contorted-imbricate. *Stamens* many; anthers dehiscing by slits. *Ovary* many-celled; the styles as numerous, divergent and elongated after flowering. *Fruit* baccate. Distrib. Himalaya, China and Japan; species about 8.

1. ACTINIDIA MIQUELII, King, n. sp. Slender, scandent, 30 to 60 feet long: young branches cylindrical, striate, glabrous, dark-coloured. *Leaves* membranous, ovate-acuminate to sub-rotund, mucronate, minutely glandular-dentate, the base rounded or slightly cordate; upper surface glabrous, rigid, the nerves and midrib minutely pubescent: lower surface pale brown when dry, minutely but densely tomentose; nerves about 5 pairs, the lower spreading, the upper sub-erect, prominent beneath as are the midrib and transverse veins; length 3 to 4 in., breadth

2.5 to 3.5 in.; petiole 1.25 to 1.5 in., slender. *Cymes* axillary, dichotomous, spreading, rusty-tomentose, on slender ebracteate peduncles 1.5 in. long which lengthen to 3 in. in fruit. *Flowers* numerous, dioecious, .5 in. in diam.; pedicels .3 to .4 in. long. *Sepals* thick, ovate, blunt, densely rusty-tomentose externally. *Petals* larger than the sepals, membranous, oblong-obovate, blunt. *Stamens* in males very numerous, glabrous; the anthers broadly oblong, blunt, deeply cordate at the base; filaments slender. *Ovary* in the males absent or rudimentary, densely pilose, and with several rudimentary styles. *Female flowers* unknown. *Fruit* ovoid, .75 in. long, and .4 in. in diam., baccate, smooth, pulpy, subtended by the persistent calyx and crowned by the remains of 15 to 20 filiform styles. *Seeds* numerous, shining, brown, less than .1 in. long, ovoid, sub-compressed, pitted and with several longitudinal grooves. *Kadsura pubescens*, Miq. Fl. Ind. Bat. Suppl. 620.

Perak; on trees, at elevations of 3,500 to 4000 feet, King's Collector, Nos. 5437 and 8789. Distrib. Eastern Sumatra.

I have carefully examined a type specimen of Miquel's *Kadsura pubescens* from Sumatra named by the author's own hand; and there is no doubt whatever that it is an *Actinidia* and not a *Kadsura*; nor is there any that it is identical with the above quoted numbers of the Calcutta collector from Perak. Miquel is quite wrong in describing his plant as having 3 sepals and 6 petals; there being 5 in each whorl.

6. SAURAUJA, Willd.

Trees or shrubs. *Branches* usually brown with whitish tubercular dots, both branches and leaves more or less strigose-pilose or scaly when young. *Leaves* approximate at the ends of the branches, usually serrate, with parallel veins diverging from the midrib. *Inflorescence* lateral, often from the axils of fallen leaves, cymose, subpaniculate, rarely few-flowered. *Bracts* usually small, remote from the calyx. *Flowers* usually hermaphrodite. *Sepals* 5, strongly imbricate. *Petals* 5, usually connate at the base. *Stamens* many; anthers dehiscent by pores. *Ovary* 3-5-celled; styles as many, distinct or connate, rarely dry and sub-dehiscent. Distrib. Tropical and sub-tropical Asia and America. Species about 60.

1. SAURAUJA TRISTYLA, DC. Mém. Ternstr. 31, t. 7. A shrub or tree 2 to 3 feet high; young branches with grey, faintly striate bark, deciduously scurfy and strigose towards the apices. *Leaves* membranous, oblanceolate, abruptly and shortly acuminate, minutely and remotely serrulate or sub-entire, the base acute; both surfaces glabrous, except the midrib and main nerves which have a few scale-like hairs, the lower pale brown when dry; nerves 10 to 12 pairs, erecto-patent, rather prominent be-

neath; length 5 to 8 in., breadth 1·5 to 3 in., petiole ·5 to 1 in. *Flowers* ·2 to ·3 in. in diam., narrowly ovate in bud, in fascicles of 2 to 5 from small axillary tubercles, but mostly from the axils of fallen leaves; the pedicels slender, minutely bracteolate, ·75 in. long, scurfy. *Male flower*; *sepals* erect, unequal, the two outer smaller, more or less broadly ovate, blunt; *petals* larger than the sepals, sub-erect, membranous, veined, oblong, blunt: *stamens* about 25, glabrous; the anthers broadly ovate, blunt, with sutural dehiscence; rudimentary ovary none. *Female flower*; *sepals* and *petals* as in the male; *stamens* absent. *Ovary* ovoid, glabrous; *styles* 3, distinct to the base, or united half way. *Fruit* globular, sub-dehiscent, scarcely exceeding the calyx. *Seeds* broadly ovate, angled, deeply pitted. Dyer in Hook. fil. Fl. Br. Ind. i, 287. Miq. Fl. Ind. Bat. i, Pt. 2, p. 483; Kurz For. Fl. Burm. i, 104. *Scapha Candollei* and *S. Pinangiana*, Choisy Mem. Ternst. 31. *Ternstroemia pentapetala*, Jack in Malay. Misc. i, No. 5, 40. *T. trilocularis*, Roxb. ex Wall. Pl. As. Rar. ii, 40. *T. bilocularis*, Boxb. Fl. Ind. ii, 522?

In all the provinces (except the Andamans and Nicobars from which it has not as yet been sent); at low elevations, common.

The plant figured under this name by Pierre (Fl. Forest Coch.-Chine) is obviously a different species; for it has 5 styles, and it differs also in other respects.

2. SAURAUJA NUDIFLORA, DC. Mém. Soc. Geneve, i, 422. A tree 20 to 30 feet high; youngest branchlets dark-coloured, squamulose towards the apex; the older squamulose, pale, faintly striate. *Leaves* membranous, oblanceolate, shortly and sharply acuminate, minutely glandular-serrate, narrowed in the lower half to the acute base; both surfaces glabrous; the midrib and 12 to 13 pairs of bold spreading nerves puberulous on the upper, sparsely covered with flattened hairs on the lower, surface; length 6 to 10 in., breadth 2·25 to 3·75 in., petiole ·5 to 1·25 in. *Flowers* ·25 to ·4 in. in diam., white, glabrous, solitary or in 2 to 3-flowered fascicles from tubercles in the axils of leaves or of fallen leaves; pedicels ·5 to 1 in. long, slender, sparsely scurfy, and with several acute bracteoles. *Sepals* rotund, fleshy with thin edges, united at the base. *Petals* oblong-obovate, emarginate, united below, larger than the sepals. *Stamens* 25 to 30, attached to the base of the corolla: anthers oblong-ovate, curved, the dehiscence sutural, not apiculate; filaments short. *Ovary* hemispheric, pubescent. *Styles* 3 to 5, united in the lower half. *Fruit* covered by the accrescent calyx. *Seeds* ovate, deeply foveolate, pale brown, shining. Miq. Fl. Ind. Bat. I, Pt. ii, p. 484. ? *S. Noronhiana*, Bl. Bijdr. 126.

Perak 800 to 3,500 feet, common. Distrib. Sumatra and Java.

This differs from *S. tristyla* in its rotund sepals, larger flowers, pu-

bescent ovary, sub-globular seeds, and in its often having 5 styles. There may be two species covered by the foregoing description: but I cannot find a constant character to separate them. I believe this to be Blume's *S. Noronhiana* and *De Candolle's S. nudiflora*: but, not having been able to consult any authentic specimen of the former and only moderately good ones of the latter, I am not quite satisfied of the identity with them of this common Perak tree. The genus *Saurauja* is a very puzzling one. The species come very close together, and Miquel's descriptions of the numerous species which he named are so incomplete that it is almost impossible to recognise them with any certainty.

3. SAURAUJA CAULIFLORA, Bl. Bijdr. 128, var. *calycina*, King. A tree: young branches and petioles densely covered with long paleaceous yellowish hairs. *Leaves* elliptic-oblong, shortly and sharply acuminate, the edges faintly aristate-serrate, the base acute; upper surface glabrous; lower pale brown when dry, strigose on the midrib nerves and veins; main nerves 12 to 14 pairs, spreading, prominent beneath; length 6 to 9 in., breadth 2.25 to 2.75 in., petiole about 1 in. *Flowers* .4 in. in diam., on long pedicels, crowded in large fascicles from flat tubercles on the larger branches and stem; pedicels from .75 to 1.5 in. long, tomentose-squamulose, rufous. *Sepals* rotund, the outer densely tomentose-squamulose; the inner almost glabrous, veined. *Petals* obovate-oblong, blunt, united in their lower third, membranous, nerved, scarcely so large as the sepals. *Stamens* about 25, adherent to the corolla, elongate-ovate, adnate, dehiscing by two large apical pores. *Ovary* scaly, 3-celled, multi-ovulate. *Styles* 3, united by their bases only. *Fruit* enveloped by the slightly accrescent calyx, sub-glabrous, 3-celled. *Seeds* small, ovate-rotund, compressed, foveolate, pale brown. DC. Mém. Soc. Geneve I, 425; Korth. Verh. Nat. Gesch. Bot. 126; Hassk. Pl. Jav. Rar. 273; Miq. Fl. Ind. Bat. I, Pt. ii, p. 486. Ann. Mus. Ludg. Bat. IV, 106.

Perak: Batu Kurau. Scortechini, No. 1614.

This differs in no respect from the plant described by Blume, of which I have seen good specimens, except in its larger sepals which are densely tomentose-squamulose externally.

7. PYRENARIA, Blume.

Shrubs or trees. *Leaves* serrate, large and sub-membranous. *Flowers* sub-sessile, axillary, erect or nodding. *Sepals* usually 5, unequal, graduating from the bracts to the petals. *Petals* connate at the base. *Stamens* very numerous, mostly connate, adnate to the base of the petals. *Ovary* 5-celled; styles 5, free, or partially united; ovules 2 in each cell, attached laterally. *Fruit* drupaceous, indehiscent. *Seeds* oblong, stout, with a thick woody testa, wingless; albumen 0; cotyledons large, crum-

pled or conduplicate; radicle inferior, inflexed. Distrib. Malay Peninsula and Indian Archipelago. Species about 7.

1. *PYRENARIA ACUMINATA*, Planch. ex Choisy Mém. Ternstr. 84. A shrubby tree, 15 to 30 feet high: young branches densely tawny or fulvous-tomentose. *Leaves* elongate-oblancoelate, sometimes oblong-elliptic, acuminate, minutely serrulate, the base attenuate; upper surface glabrous, shining, the midrib and nerves puberulous, greenish when dry; the lower softly pubescent, minutely papillose; the midrib stout, tomentose; main nerves about 10 pairs, sometimes forking and always interarching about .25 in. from the margin; length 6 to 12 in., breadth 2 to 3.5 in.; petiole .4 in., tomentose. *Flowers* 1.5 in. in diam., shortly pedicellate, solitary, crowded towards the ends of the branches in the axils of leaves or of abortive leaves; pedicels recurved, tomentose; bracteoles lanceolate, close to the calyx, tawny-silky externally as are sepals and petals. *Sepals* and *petals* graduated in size from the bracts inwards, broadly ovate, acuminate, glabrous and brownish internally; *anthers* ovate, adnate, only about one-fourth the length of the slender filaments. *Ovary* ovoid, sericeous: styles united in the lower half, free above: stigmas small. *Fruit* depressed-globose, 1.5 in. in diam., and 1 in. long; the pericarp sericeous, becoming glabrescent, leathery, sub-succulent. *Seeds* few, large, sub-reniform, compressed. Miq. Fl. Ind. Bat. I, Pt. ii, p. 493; Dyer in Hook. fil. Fl. Br. Ind. i, 290. *Ternstroemia? macrophylla*, Wall. Cat. 3663. *Gordonia (Camellia?) acuminata*, Wall. Cat. 3664.

Singapore, Malacca, Penang and Perak; at low elevations.

2. *PYRENARIA KUNSTLERI*, King, n. sp. A tree 15 to 30 feet high; all parts glabrous except the very apices of the branches, the youngest leaf-buds, and the flowers. *Leaves* elliptic-oblong to oblong-oblancoelate, acuminate, faintly serrate in the upper three-fourths; the base entire, acute; both surfaces, but especially the lower, much pustulate when dry; the lower brown, the upper greenish; midrib and 6 to 8 pairs of erecto-patent main nerves rather prominent below, the latter interarching .3 to .4 in. from the edge; secondary nerves prominent; length 5.5 to 7 in., breadth 1.8 to 2.5 in., petiole .3 to .4 in. *Flowers* .75 in. in diam., on peduncles .1 in. long; bracteoles 2, opposite, broad, close to the calyx. *Sepals* rotund, coriaceous, pubescent externally. *Petals* larger than the sepals, rotund, glabrous, fleshy with thin edges, white. *Stamens* numerous: anthers broadly ovate, apiculate, 4 or 5 times as long as the slightly flattened filaments. *Ovary* ovoid-conic, ridged, adpressed-pubescent, 5-celled. *Style* short, conic, glabrous, 5-ridged. *Stigmas* small, acute, connivent. *Fruit* 1.25 in. long, and .9 in. in diam., ovoid, bluntly 5-ridged, pubescent. *Seeds* few, ovate, sub-compressed, .6 in. long.

Perak; at elevations of 500 to 2000 feet. King's Collector.

3. *PYRENARIA WRAYI*, King, n. sp. A bush; the young branches pale, minutely adpressed-pubescent towards the apices as are the leaf-buds. *Leaves* thinly coriaceous, oblong-oblanceolate, shortly acuminate, obscurely crenate-serrate to sub-entire; the base attenuate, entire; both surfaces glabrous, the lower yellowish-green, pustulate when dry, the upper greenish: midrib prominent especially beneath: main nerves 10 to 12 pairs, interarching .25 in. from the margin, rather prominent beneath; length 6 to 8 in., breadth 1.75 to 2.25 in.; petiole .3 or .4 in., stout. *Flowers* .5 in. in diam., buds globose; peduncle very short, glabrous; bracteoles 3, broadly ovate, connate just below the calyx. *Sepals* 6, increasing in size inwards, rotund, minutely pubescent externally. *Petals* 6, rotund, concave, thinner than the sepals, puberulous externally with broad glabrous edges. *Stamens* numerous; anthers broadly ovate, about one-fourth as long as the filaments. *Ovary* shortly ovate-conic, with many lines of white hair, 5 or 6-celled. *Styles* 3, united for half their length: stigmas vertically flattened. *Ovules* 2 in each cell. *Fruit* sub-globular, bluntly 5-ridged, deciduously pubescent, 1 in. in diam. *Seeds* ovoid, sub-compressed, smooth, .6 in. long, the hilum very large.

Perak; at low elevations, Wray, Scortechini.

Closely allied to *P. Kunstleri*; but the leaves have many more nerves, the flowers are 6-merous with only 3 styles, and the fruit is more globular than in that species.

8. *SCHIMA*, Reinw.

Trees with evergreen leaves. *Peduncles* usually erect, axillary or solitary, or the uppermost shortly racemed. *Flowers* handsome, 2-bracteolate. *Sepals* 5, subequal, united below. *Petals* 5, much larger, connate at the base, the outermost concave and sub-cucullate. *Stamens* many, adnate to the base of the petals. *Ovary* 5- (rarely 4-6) celled; styles united, or partially free at the apex with broad spreading stigmas; ovules 2-6 in each cell, attached laterally, sub-pendulous. *Capsule* woody, depressed-globose, loculicidal, with a persistent axis. *Seeds* flat, kidney-shaped, dorsally ridged, hilum central, albumen scanty; cotyledons foliaceous, flat or crumpled, accumbent; radicle inferior, curved upwards. *Distrib.* Tropical Asia. *Species* about 3.

1. *SCHIMA NORONHAE*, Reinw. in Bl. Bijdr. 130. A tree 40 to 80 feet high: young branches with pale brown bark, deciduously pubescent, lenticellate. *Leaves* sub-coriaceous, narrowly elliptic to elliptic-lanceolate, acuminate, faintly crenate-serrate, often sub-entire, the base narrowed or rounded; both surfaces glabrous, the lower pale, dull: main nerves 9 or 10 pairs, spreading, slender, rather distinct below when dry, the minor nerves obsolete; length 4.5 to 6 in., breadth 1.4 to 2.5 in., petiole

·75 to 1·25 in., flat, more or less winged. *Flowers* 1·25 to 1·5 in. in diam., axillary, crowded at the apices of the branches and forming lax terminal pseudo-corymbs; peduncles 1 to 1·5 in. long, slender, thickened towards the apex, glabrous or pubescent, bracteoles minute. *Sepals* rounded, or sub-acute, glabrous or glabrescent, the margins minutely ciliate, about ·15 in. long. *Petals* thin, veined, obovate, clawed, their bases pubescent and their edges ciliate in the lower half, white or pale pink. *Stamens* 5-delphous; anthers sub-rotund, small, the filaments 4 or 5 times as long. *Ovary* depressed-hemispheric, pubescent, 5-celled. *Style* thick; stigma discoid, with 5 blunt lobes. *Fruit* ·75 in. in diam., adpressed-pubescent when young, glabrous or sub-glabrous when old; upper part of columella expanded, 5-angled. Korth. Verh. Nat. Gesch. Bot. 143, t. 29, figs. 21 to 27. Choisy Mém. Ternst. 54; Miq. Fl. Ind. Bat. I, Pt. i, p. 492; Ann. Mus. Lugd. Bat. IV, 112; Kurz For. Fl. Burm. i, 107. *S. crenata*, Korth. l. c. t. 29, figs. 1 to 20; Miq. Flora l. c. 491; Ann. l. c. 113; Kurz l. c. 107; Hook. fil. Fl. Br. Ind. i, 289. Pierre Fl. Forest Coch.-Chine, t. 121. *Gordonia floribunda*, Wall. Cat. 1456; Griff. Not. iv, 563. *G. oblata*, Roxb. Fl. Ind. ii, 572.

In all the provinces except the Andamans and Nicobars. Distrib. The Malayan Archipelago, Burmah, at elevations of 1000 to 3000 feet.

This rather widely distributed species varies remarkably little. In spite, however, of this, Korthal, carved out of it his species *S. crenata*, which he states to have the same calyx, corolla, stamens, ovary, style and stigma as Reinwardt's *Noronhae*, but to differ in the leaves and capsule. His own descriptions and figures of leaves and capsule, however, of both species are practically identical. The only other really distinct species of the genus appear to me to be *S. khasiana*, Dyer, *S. bancana*, Miq. and perhaps *S. Wallichii*, Choisy.

9. GORDONIA, Ellis.

Trees with evergreen entire or crenate leaves. *Flowers* usually large, often sessile, solitary in the axils of the leaves or collected at the ends of the branches, 2-4 bracteolate. *Sepals* usually 5, unequal, graduating from the bracts to the petals. *Petals* free or united at the base, imbricate, the inner larger. *Stamens* indefinite, 5-delphous or 1-delphous, adnate to the petals: anthers versatile. *Ovary* 3-5-celled; style single; the stigma flat, rotund, rather thick, sometimes lobed; ovules pendulous, 4 to 8 in each cell. *Capsule* oblong, woody, loculicidal, with a persistent column. *Seeds* flat or compressed, the apex often winged, albumen none; embryo usually straight, the cotyledons ovate, flat or plicate. Distrib. Tropical, Asia N. America. Species about 15.

1. *GORDONIA EXCELSA*, Bl. Bijdr. 130. A tree 30 to 40 feet high: young branches slender, smooth, pale brown, pubescent towards the apex. *Leaves* thinly coriaceous, glabrous, elliptic-lanceolate, acuminate, the edge slightly recurved, sub-serrulate, base acute; midrib bold, puberulous near the base beneath: main nerves 5 to 7 pairs, indistinct, bifurcating $\cdot 3$ in. from the edge and forming wide intra-marginal areolae: length 2.5 to 5 in., breadth 1 to 1.5 in.; petiole $\cdot 3$ in., slender. *Flowers* 1.5 in. in diam., subsessile, solitary, in the upper axils only; pedicel about $\cdot 1$ in.; bracteoles lanceolate, small, fugaceous. *Sepals* spreading, free, orbicular, pubescent externally, fleshy. *Petals* white, much larger than the sepals, orbicular, minutely pubescent externally, fleshy with broad membranous glabrous margins. *Anthems* ovoid, only a quarter of the length of the flattened filaments. *Ovary* hemispheric-conic, vertically ridged, densely sericeous, 5-celled. *Styles* single, slender, 5-angled; stigma small, with 5 blunt radiating lobes. Capsule 1.5 in. long, $\cdot 75$ in. in diam., deciduously adpressed-pubescent. *Seeds* 1 in. or more long, three-fourths being wing. Dyer in Hook. fil. Fl. Br. Ind. i, 291. Miq. Fl. Ind. Bat. I, Pt. ii, p. 489. *G. singapouriana*, Wall. Cat. 1457 (in part). *Antheischima excelsa*, Korth. Verh. Nat. Gesch. Bot. 138, t. 27. *Dipterosperma*, sp. Griff. Notul. iv, 564.

Malacca. Penang; Curtis No. 834, King's Collector. Perak; King's Collector, Wray; at elevations of 1200 to 2,500 feet. Distrib. Outer ranges of Eastern Himalaya.

Allied to *G. Maingayi*, but with much larger flowers and fruit and differently shaped leaves.

2. *GORDONIA GRANDIS*, King, n. sp. A tree 80 to 120 feet high; all parts except the flowers glabrous; young branches as thick as a goose-quill, dark purplish-brown when dry. *Leaves* coriaceous, oblong-oblancoate, shortly acuminate, faintly serrate-crenate in the upper two-thirds, entire in the lower third and prolonged along the petiole: upper surface greenish when dry, shining; the lower dull, brown: nerves 10 to 12 pairs, indistinct, interarching $\cdot 15$ in. from the margin; length 4.5 to 6 in., breadth 1.1 to 1.5 in., petiole proper $\cdot 15$ in. *Flowers* 1.5 to 2 in. in diam., solitary, axillary, about $\cdot 3$ in. long, puberulous; buds globose; bracteoles few, small, fugaceous. *Sepals* and *petals* greenish, rotund, minutely adpressed-sericeous externally, coriaceous, the edges thin and glabrous; the petals much the larger, spreading. *Stamens* very numerous; anthers narrowly oblong, about a fifth of the length of the slender slightly flattened filaments. *Ovary* narrowly ovoid, vertically ridged, minutely adpressed-sericeous. *Style* longer than the ovary, vertically ridged and sericeous like the ovary. *Stigma* with 5 small roundish lobes. *Fruit* unknown.

Perak, at elevations of 500 to 1000 feet, King's Collector.

3. *GORDONIA MAINGAYI*, Dyer in Hook. fl. Fl. Br. Ind. I, 291. A tree 30 to 40 feet high: young branches slender, with glabrous pale roughish bark, pubescent towards the apices. *Leaves* coriaceous, broadly oblanceolate, shortly and bluntly acuminate, obscurely serrulate in the upper two-thirds, the lower third gradually attenuate, entire: both surfaces glabrous, the upper greenish, the lower brownish when dry, the midrib bold and sparsely pubescent beneath; lateral nerves 6 pairs, indistinct; length 2.5 to 3 in., breadth 1 to 1.4 in., petiole .25 in. *Flowers* sub-sessile, .8 to 1 in. in diam., buds sub-globular; bracts, sepals and petals forming a cone, all adpressed-sericeous externally except the glabrous edges: pedicels about .15 in. long. *Sepals* and petals orbicular, blunt or retuse. *Stamens* numerous; anthers elongate-ovoid; filaments much longer, slender. *Ovary* ovoid-conic, vertically ridged, adpressed-sericeous, 4 or 5-celled. *Style* single, angled. *Stigmas* 4 or 5, acute, connivent. *Capsules* 4 to 5-angled, woody, 1 to 1.25 long, .5 to .6 in diam., 4 or 5-celled, backs of valves flat. *Seeds* .9 in. long of which three-fourths are wing.

Malacca; Maingay, No. 192. Perak, Scortechini, Wray; at about 1000 feet.

4. *GORDONIA SCORTECHINII*, King, n. sp. A tree; young branches slender, dark brown, glabrous, the apices and leaf-buds minutely puberulous. *Leaves* coriaceous, narrowly elliptic, blunt, or sub-emarginate, slightly narrowed to the sub-acute or rounded base; both surfaces glabrous, the lower dull, pale; the upper shining, green when dry; midrib bold; nerves about 8 pairs, faint on the upper, invisible on the lower surface; length 2 to 3 in., breadth .8 to 1.4 in., petiole .25 in. *Flowers* .6 in. in diam., solitary, axillary, only towards the apices of the branches, on very short curved pubescent peduncles. Buds ovoid. *Sepals* orbicular, fleshy, unequal, pubescent externally. *Petals* twice as large as the sepals, membranous, puberulous externally. *Stamens* few, (only about 30); anthers broadly ovate, about a fourth as long as the flattened filaments. *Ovary* narrowly ovoid, pubescent, 3-celled. *Styles* 3, thick, shorter than the ovary, pubescent; stigmas on the inner surface only, slightly spreading. *Fruit* unknown.

Perak; Scortechini, No. 362b.

This has a superficial resemblance to *G. Maingayii*, to which the late Father Scortechini referred it. But it has smaller flowers with fewer stamens, and very different ovary and styles; the leaves moreover are thicker than those of *G. Maingayii*, and are not oblanceolate.

5. *GORDONIA IMBRICATA*, King, n. sp. A tree? Young branches rather stout, glabrous, dark purplish-brown when dry. *Leaves* coria-

ceous, oval-oblong, sometimes slightly oblanceolate, the apex obtuse, very slightly emarginate, the edges thickened and slightly recurved, quite entire or very faintly sub-serrulate; the base slightly narrowed, roundish; both surfaces shining, the upper greenish; the lower dull, tinged with brown when dry, midrib bold: nerves about 12 pairs, thick but inconspicuous; length 1.75 to 2.25 in., breadth .9 to 1.1 in.; petiole .15 in., thick. *Flowers* about 1 in. in diam., axillary, solitary, sub-sessile, only in the upper axils; the buds elongate-obovoid; the bracts numerous, closely imbricate, passing into the sepals, all orbicular, and pubescent externally with broad scarious glabrous edges. *Petals* much larger than the sepals, orbicular, densely and minutely pubescent externally, fleshy with thin glabrous edges. *Stamens* numerous; anthers ovate, about one-fourth of the length of the slender cylindrical filaments. *Ovary* ovoid-conic, ridged, adpressed-pubescent, 5-celled. *Style* single, boldly 5-ridged; stigmas distinct, small. *Fruit* slightly under 1 in. long, .4 in. in diam., 5-angled, adpressed-pubescent, subtended by the elongate imbricate cup formed by the sepals and bracts. *Seeds* .75 in. in length, of which one half is wing.

Perak. Scortechini, No. 402b.

Father Scortechini's scanty specimens are accompanied by no notes; but, from the species of *Hymenophyllum* growing on the branches of some of them, I conclude that they were collected probably at elevations of 4000 or 5000 feet. The remarkable imbricate buds at once distinguish this species.

6. *GORDONIA MULTINERVIS*, King, n. sp. A tree 40 to 50 feet high; young branches smooth, greenish, sub-compressed, all parts glabrous except the flowers. *Leaves* thinly coriaceous, obovate, apex rounded or mucronate, faintly crenate-serrate or subentire, attenuate below the middle and passing into the short petiole; upper surface greenish when dry, the lower brown, midrib bold; main nerves 12 to 18 pairs, spreading, rather faint, interarching .2 in. from the edge, length 5.5 to 8 in., breadth 2.5 to 3.25 in.; petiole .2 to .25 in., stout. *Flowers* 1.25 in. in diam., on stout curved peduncles .5 to .6 in. long; bracts small, few, fugaceous. *Sepals* rotund, fleshy, spreading, adpressed-sericeous externally, the edges glabrous. *Petals* like the sepals but larger and thinner, spreading. *Anthers* short, broadly ovate, only a quarter of the length of the slender slightly flattened filaments. *Ovary* ovoid-conic, adpressed-sericeous, 5-celled. *Style* single, thick, sub-glabrous. *Stigma* discoid, with 5 blunt lobes. *Fruit* unknown.

Perak; Scortechini, No. 1968.

The style and stigmas are quite those of a *Gordonia*. The leaves, however, are more those of a *Pyrenaria* and are very like those of the Burmese *P. attenuata*, Seem.

10. ARCHYTÆA, Martius.

Glabrous shrubs or trees with semiamplexicaul leaves. *Flowers* on a lateral, compressed, 1 to 4-flowered, peduncle. *Bracts* large, leaf-like. *Sepals* and *petals* each 5. *Stamens* numerous, 5-adelphous; anthers versatile. *Ovary* 5-celled; styles distinct, or wholly united; ovules numerous, in many imbricating rows. *Capsule* acuminate, septicidal from below, with a persistent axis. *Seeds* linear-subcylindric, albumen scanty. Distrib. Trop. Amer. and Indian Archipelago. Species 3.

1. ARCHYTÆA VAHLII, Choisy Mem. Ternstr. 73. A glabrous shrub (sometimes epiphytic) or small tree: the young branches, pale, smooth. *Leaves* thinly coriaceous, sessile, narrowly oblanceolate, acute, entire, slightly narrowed to the truncate or slightly amplexicaul base; nerves about 15 pairs, straight, erect, interarching with an intra-marginal nerve; length 3 to 4.5 in., breadth .5 to .75 in. *Flowers* 1 to 1.25 in. in diam.; peduncles crowded towards the end of the branches, coloured; bracts close to the flowers, oblong, sub-serrulate, .5 to .75 in. long. *Sepals* ovate-rotund, coriaceous. *Petals* obovate, much larger than the sepals, membranous, veined, pink. *Fruit* .75 in. long, narrowly ovoid, acuminate, crowned by the persistent styles. Hook. fil. Fl. Br. Ind i, 294. Pierre Fl. For. Coch.-Chine, t. 129. *Ploiarium elegans*, Korth. Verh. Nat. Gesch. Bot. 135, t. 25. Miq. Fl. Ind. Bat. I, Pt. ii, 491. *Hypericum alternifolium*, Vahl. Symb. ii, t. 42; DC. Prodr. i, 445; Wall. Cat. 4806.

In all the provinces except the Andaman and Nicobar Islands. Distrib. The Malayan Archipelago.

** Note on the fruit of *Xanthophyllum Scortechinii*, King.

Since the pages describing the genus *Xanthophyllum* were printed off, I have received from Mr. Curtis, of the Forest Department, Penang, complete specimens of this species; and I am therefore now able to add to the account of it given on p. 140 the following description of the young fruit.

Fruit-globular or ovoid-globular, .75 to 1 in. in diam., shortly apiculate, smooth, shining; the pericarp very thick.

Ripe fruit is still a desideratum.

IX.—Description of a new Genus of Bamboos.—By J. S. GAMBLE, M. A.

[Received January 29th;—read February 5th, 1890.]

(With Plate VII.)

MICROCALAMUS, nov. genus.

Spikelets many-flowered, spicately arranged in a leafy panicle, rachilla jointed under the flowers. *Flowers* many hermaphrodite, the uppermost male or empty; empty glumes 2, paleaceous, smooth. *Flowering glume* falcate, many-nerved. *Paleae* 2-keeled, falcate, keels ciliate. *Lodicules* 3. *Stamens* 6, filaments free. *Fruit* with a fleshy pericarp, adhering to the seed: style shortly 3-fld, stigmas plumose. A climbing wiry grass with leaf branches in whorls. *Leaves* short, articulate with their sheaths, without transverse veinlets. *Flower-spikes* on leafy branches; spikelets distant as are the flowers.

M. Prainii, nov. spec. A small wiry climbing bamboo. *Stems* thin, smooth, green, one quarter inch in diameter, nearly solid and reaching 30 feet in length, swollen at the nodes into a well-marked ring; internodes 8 to 9 inches long. *Stem sheaths* thin, somewhat scabrous, 4 to 4½ inches long, gradually tapering to a point and crowned with a short (·1 to ·2 inch) needle-like apical leaf. *Leaf-branches* short, numerous, in close whorls on the stem and branchlets. *Leaves* small, 2 to 3 inches long by ·3 to ·4 inches broad, much acuminate with a hair-like tip, the point as well as one edge of the leaf scabrous; main veins 2 to 3 pairs, transverse veinlets none; petiole short, distinct; leaf-sheaths smooth, striate, ending in a curved apex under the petiole; ligule blunt. *Spikelets* in terminal and axillary leafy panicles; peduncles very thin, wiry. *Spikelets* in the axils of a sheath-like bract, 1 to 1½ inches long. *Flowers* 5 to 8, spicate, in alternate excavations of a thin glabrous sinuous rachis; terminal ones empty or male. *Empty glumes* two, glabrous, acute, the upper often long acuminate, 5-nerved; the lower 3-nerved. *Flowering glume* triangular-falcate, acute, glabrous, 9-11 nerved, nerves conspicuous. *Paleae* 2-keeled, ciliate on the keels, 7 to 9 nerved, falcate. *Anthers* 6, straight, with a blunt tip, filaments distinct. *Orary* with fleshy walls; style bulbous, papillose at the base; stigmas 3, plumose. *Lodicules* 3; two obovate, slightly fimbriate at tip, the third acute and 3-toothed; all 3-veined.

Found by Dr. Prain in April 1886 on the edge of a precipice on Pulinabadza, 7,870 feet, Naga Hills, Assam, and by Mr. Rollo on the

Jarain road about $5\frac{1}{2}$ miles from Jowai, Jaintia Hills, 3,500 feet in April 1889. The Khasia name "Sampit."

EXPLANATION OF PLATE VII.

MICROCALAMUS PRAINII, Gamble.

Fig. 1. flower;

Fig. 2. stem-sheath.

X.—*Noviciæ Indicæ*. II. *An additional species of Ellipanthus.*—
By D. PRAIN.

[Received and read May 9th, 1890.]

(With Plate VIII.)

The Connaraceous genus *Ellipanthus* Hook. f., founded in 1862 (*Genera Plantarum* i, 434), included five Indian species when the account of it in the *Flora of British India* (vol. ii, pp. 55, 56) was published in 1876. Specimens of a sixth species occur in a collection made in Diamond Island by the writer in 1889. Diamond Island is situated off the south coast of Arakan at the mouth of the Bassein river. The genus is rather Malayan than Indian, though one of the species is confined to Ceylon and one occurs in Pegu; the present is the first occasion on which the genus has been reported from Arakan.

In order to admit the Diamond Island plant the generic description requires very slight modification; unlike the other Indian species this has a glabrous capsule marked externally by a net-work of ridges while its short staminal tube is devoid of hairs. We are thus able, by employing these characters as divisional, to add the species to the *Flora of British India* without altering the excellent arrangement of the Indian species there adopted. Only one word requires to be omitted from the text as it now stands. The following conspectus of Indian *Ellipanthi* in which the new species is included, exhibits all the alteration necessary. A diagnosis and a description of the species are appended.

ELLIPANTHUS Hook. f.

[Generic description (*F. B. I.*, ii, 55) line 6; *delete* "velvety".]

† Capsule velvety, surface even; staminal tube hirsute within.

* *Leaves glabrous beneath or nearly so.* (*F. B. I.*)

1. E. THWAITESII Hook. f.—Ceylon.

2. E. HELFERI Hook. f.—Tenasserim or Andamans;
Borneo.

3. *E. CALOPHYLLUS* Kurz.—Andamans.** *Leaves pubescent or tomentose beneath. (F. B. I.)*4. *E. TOMENTOSUS* Kurz.—Pegu, Martaban, Tenasserim; Siam.5. *E. GRIFFITHII* Hook. f.—Malacca; Borneo.

†† Capsula glabrous, surface ridged; staminal tube smooth within.

6. *E. STERCULIÆFOLIUS* Prain.—Arakan.*ELLIPANTHUS STERCULIÆFOLIUS* sp. nov.

Racemis glabris; foliis subtus supraque glaberrimis; foliolulis petiolis subæquilongis late ovatis basi truncatis apice acuminatis; tubo filamentorum glabro; capsula apice aviculari glabra extus nervis exsculptis reticulata.

BURMA: in Arakan australi in sylvis sublittoralibus insulæ "Diamond Island" nuncupatæ; (ipse!).

Arbuscula 4-6 metr. alta foliis alternis exstipulatis 1-foliatis petiolis 5-8 cm. longis laminis 8-12 cm. longis, his 5-7 cm. latis, margine integerrimis supra olivaceis subtus prasinis nervis 5-7-paribus arcuatis, floribus racemosis racemis glabris, calycis 5-partiti segmentis valvatis suberectis oblongo-lanceolatis acuminatis persistentibus 3 mm. longis, his 0.75 mm. latis, post anthesin non auctis sed fructus basin amplectentibus, pedicellis propriis fructigeris 4 mm. longis, staminibus 10 hypogynis 5 sepalis oppositis 2.25 mm. longis totidem alternis 1.75 mm. longis filamentis filiformibus basi monadelphis in tubum vix 0.25 mm. altum conjunctis, disco tenui, gynæcii carpello 1, capsula solitaria longius stipitata apice aviculari folliculari falcata ventre convexa dorso subrecta 30 mm. longa (stipite 7 mm. rostro 6 mm. longis), hac antice 10 mm. a latere 6 mm. tantum lata, extus viridi nervis exsculptis meridionalibus plus minus tamen anastomosantibus sub-10, intus pallida lævi 1-sperma semine erecto 14 mm. longo, hoc 8 mm. lato, funiculo viridi 7 mm. longo basi arillato arillo carnoso cupulari 4 mm. alto colore luteo margine pectinato trientem testæ imum amplectente, testa crassa nigro-brunnea medio antice ala parvula facie endocarpio simillima ornata, tegmine puniceo tenui trienti embryonis summo affixo, embryo exalbuminoso cotyledonibus plano-convexis colore olivaceis amygdalinis 8 mm. longis, his 5 mm. latis, radícula supera alba.

EXPLANATION OF PLATE VIII.

ELLIPANTHUS STERCULIÆFOLIUS PRAIN.

Fig. 1. Calyx laid open.

Fig. 2. Sepal, from outside.

Fig. 3. Sepal, from inside.

Fig. 4. Staminal tube laid open.

Fig. 5. Capsule in section, shewing seed *in situ*.

Fig. 6. Arillus.


Fig. 7. Seed.

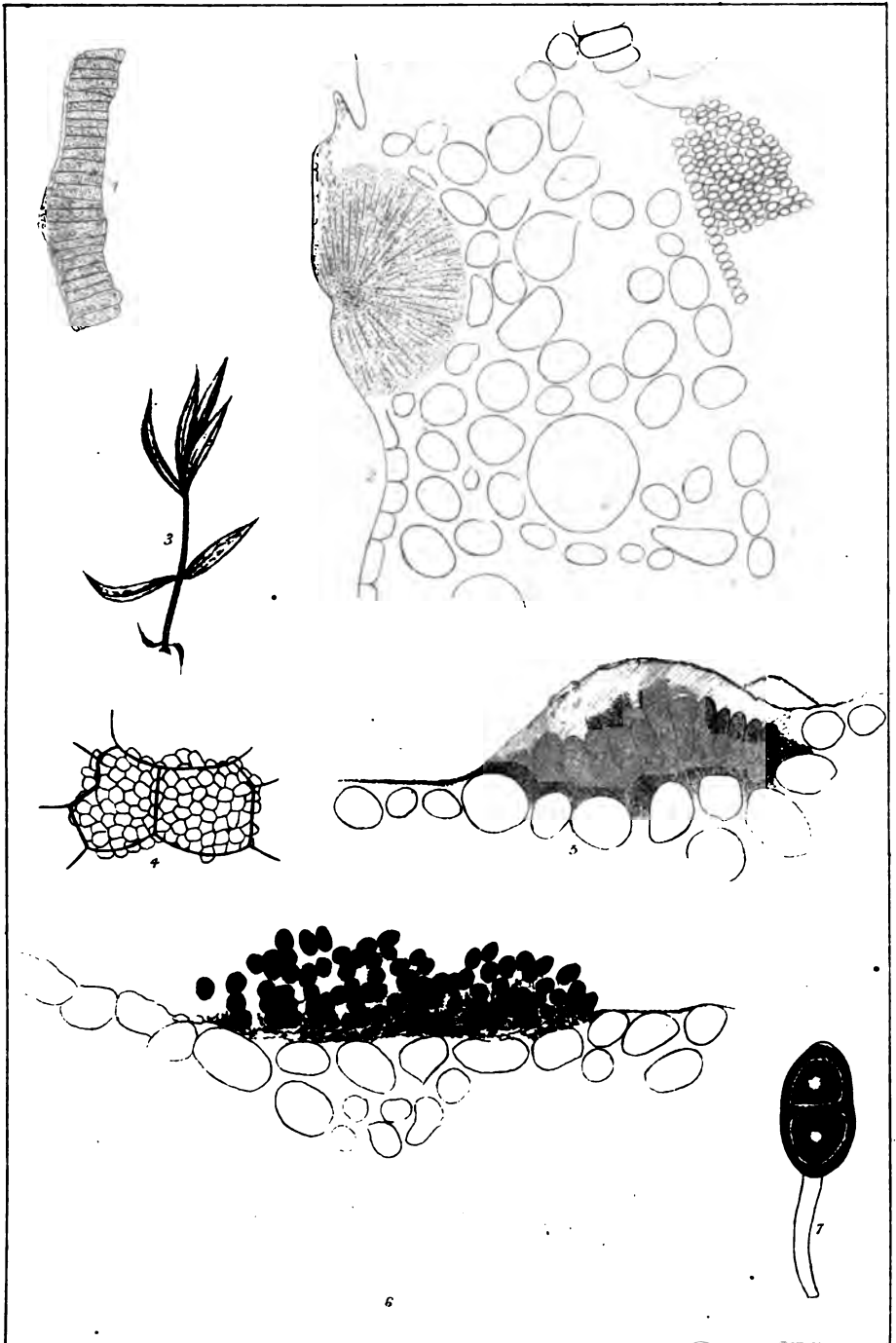
Fig. 8. Seed, in section, shewing embryo *in situ*.


Fig. 9. Single cotyledon seen from inside and also edgeways.

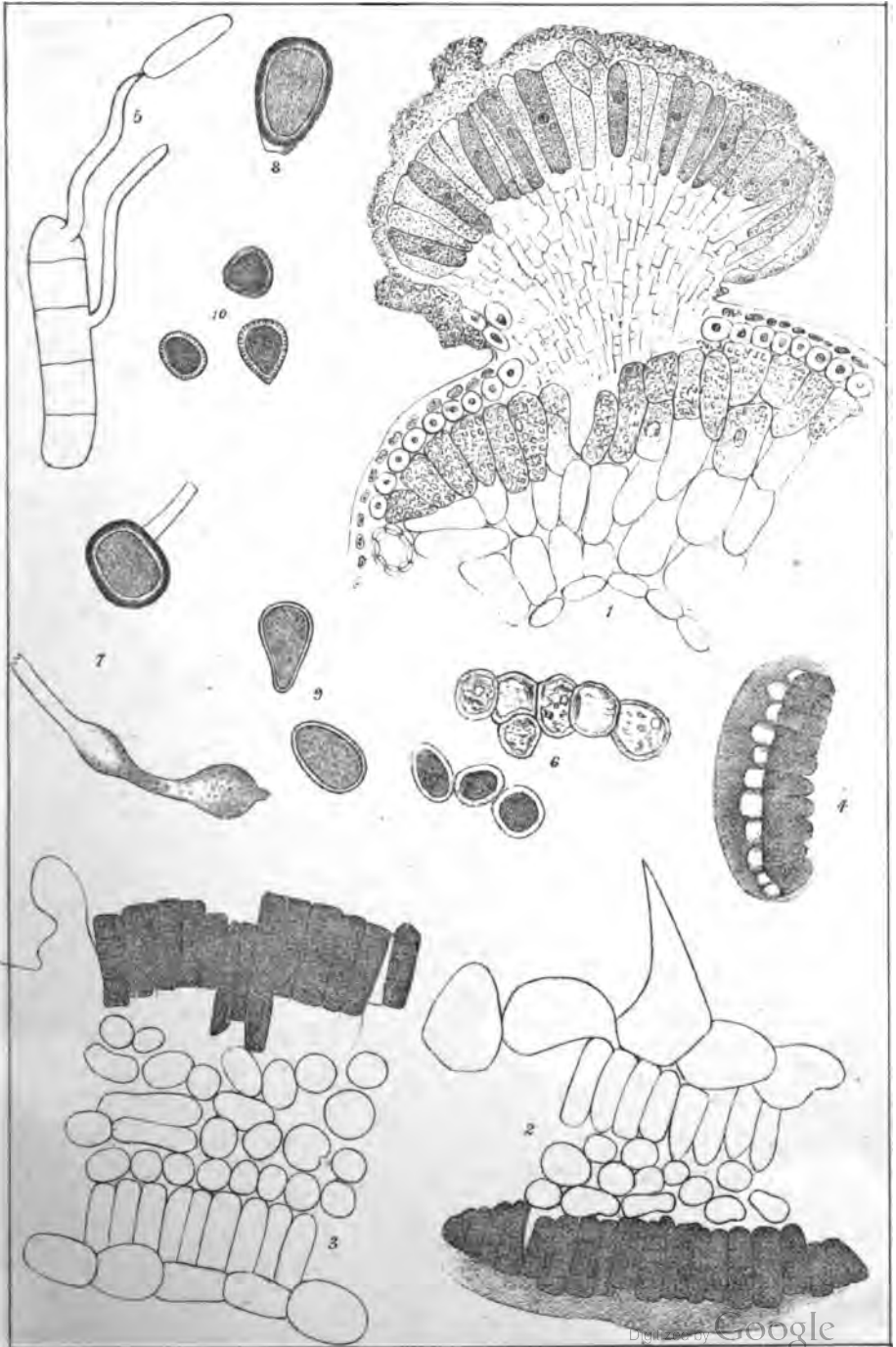
Figs. 2, 3 and 4 are enlarged, the others are of natural size. The petals and anthers of the species are at present unknown.

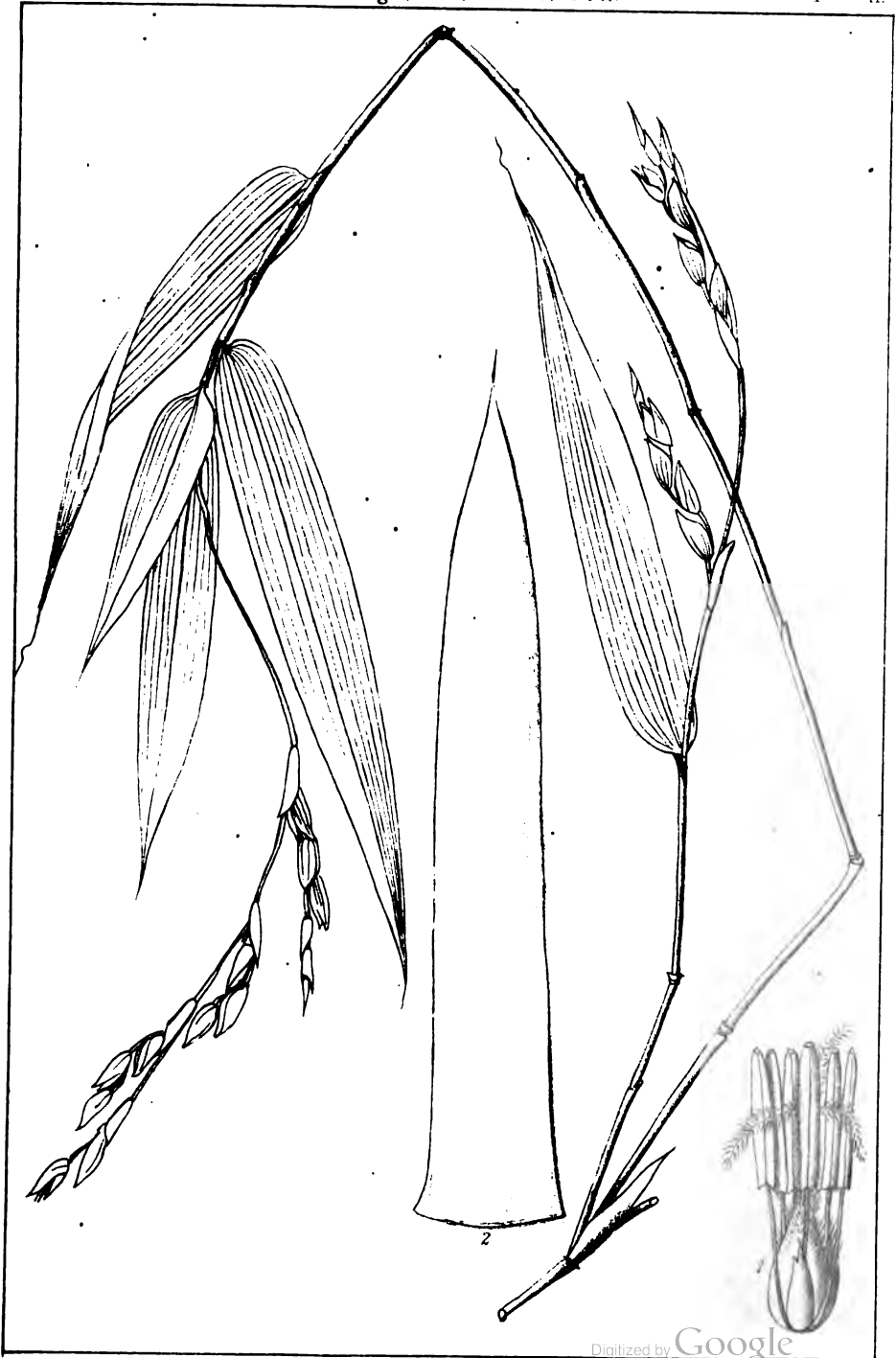












Lith: by J. C. Chuckerbutty.

MICROCALAMUS PRAINII, Gamble.

M. Jiracs. de.



K. C. Dass del.

Digitized by Google

A. C. Mukerjee

JOURNAL

OF THE

ASIATIC SOCIETY OF BENGAL.



Part II.—NATURAL SCIENCE.

No. III.—1890.

XI.—*Description de Curculionides et de Brenthidés inédits faisant partie des collections du Musée Indien de Calcutta, par MONS. T. DESBROCHERS DES LOGES. Communicated by THE SUPERINTENDENT OF THE INDIAN MUSEUM.*

[Received July 8th;—Read 6th August 1890]

(Ire partie.)

I. CURCULIONIDÆ.

1. BRACHYSPITES SUBFASCIATUS. Long. ♂, 9 mill. ; ♀, 12 mill. ; lat. ♂, 3.5 mill. ; ♀, 5 mill. *Oblongo-elongatus, cinereo-squamosus, obsolete setulosus. Caput breve, post oculos transversim subimpressum; oculis parum prominulis. Rostrum subplanum, strigulosum, inter antennas fossulatum. Antennæ piceæ, pilosæ, articulo 2o funiculi 3o longiori, cæteris brevibus. Prothorax a latere modice rotundatus, basi marginatus, dense tuberosus. Elytra subelliptica, basi breviter constricta, postice abrupta, grosse punctato-striata, interstitiis subconvexis, ad tertiam partem fascia transversa obsoleta fuliginosa prædita. Tibiæ anticæ intus serratæ.*

Ovale-oblong, brun, recouvert densément d'une squamosité cendrée, mate. Tête transverse, faiblement impressionnée transversalement derrière les yeux, à rides serrées longitudinales sur le front, continuées sur le rostre ; yeux médiocrement convexes. Rostre en carré un peu plus long que large, fovéolé entre les antennes. Antennes assez courtes, squa-

meuses et piligères, à scape épaissi, deux premiers articles du funicule allongés, 3-6 submoniliformes, 7^e brièvement conique; massue médiocrement épaisse. Prothorax à peine transverse, densément tuberculeux, rétréci également en avant et en arrière, peu arrondi latéralement, rebordé à la base, avec quelques soies très-courtes. Elytres assez allongées, deux fois à deux fois et demie aussi longues que larges, à rebord basilaire étroit, largement interrompu en dedans, ♂ à peine, ♀ plus fortement dilatées latéralement, striées de gros points, avec la suture et les intervalles convexes, ceux-ci séries de petites soies cendrées; acuminées au sommet, ornées d'une fascie transverse le couleur de suie, vers les deux tiers. Pattes assez grossièrement pubescentes; tibias des deux paires postérieures presque droits, les antérieurs courbés en dedans vers le sommet et fortement denticulés intérieurement. Dessous impressionné à la base du premier segment abdominal, surtout ♂, à courtes soies comme celles du dessus.

Sikkim. Collection du Musée Indien de Calcutta et celle de l'auteur.

2. *EPISOMUS QUATUOR-NOTATUS*. Long. 14 mill.; lat. 6 mill. *Ovalis, niger, cinereo-squamosus. Caput inæquale, ante oculos striis valde obliquis. Rostrum longitudine latitudini æquale. Antennæ scapo setis depressis sparso, clava basi subrotundata ab articulo 7, trapezoidale distincte separata. Prothorax subquadratus. Elytra basi impressa, striis modice punctatis, post medium evanescentibus, punctis subcallosis albidis, alisque aliquot lateralibus prædita. Tibiæ anticæ intus serrate.*

Très voisin de l'*E. pauperatus* dont il se distingue par les caractères suivants. En ovale plus oblong. Tête et rostre marqués de plusieurs dépressions linéaires, en outre du sillon très oblique du dessus des yeux: ceux-ci bien plus écartés que chez l'*E. pauperatus*, le front étant bien plus large. Antennes à scape pourvu seulement de quelque soies couchées, à funicule hérissé de poils dressés de la couleur du fond; à deux premiers articles du funicule subégaux, 4-6 subtransverses, 7^e bien séparée de la massue arrondie postérieurement, d'un noir profond comme celle-ci. Prothorax analogue à celui de l'*E. pauperatus*. Elytres arrondies, chacune plus obtusément à la base et plus largement impressionnées au dessous de celle-ci, subperpendiculairement déclives en arrière, striées plus distinctement vers la sommet, à ponctuation peu visible par place, à intervalles externes convexes; notées, vers le milieu du tiers antérieur, d'un point blanc squameux, saillant, d'un autre moins arrondi, vers le dernier tiers, et de quelques autres obsolètes, plus bas, qui ne sont peut-être pas constants. Cuisses postérieures tachées de brun à la base. Pattes analogues à celles de l'*E. pauperatus*.

Sikkim. Collections du Musée Indien de Calcutta, et celle de l'auteur.

3. RHYNCHITES FLAVIROSTRIS. Long. 3·3 mill.; Larg. 2·5 mill.

Oblongus supra viridi-cœruleo-metallicus, parce pubescens, infra nigro-virescens. Rostrum, antennis pedibusque totis late flavis. Caput subglobosum, vix punctulatum, oculis magnis, prominentibus. Antennæ graciles, articulo 2o intermediis brevior. Rostrum capite brevius apicem versus ampliatus, sparsim punctatum. Prothorax subtransversus, subhexagonalis. Elytra elongata, infra scutellum impressa regulariter striata. Tibiæ 4-posticæ curvatæ.

Oblong, vert métallique en dessus, noir bleuâtre ou verdâtre en dessous; parcimonieusement pubescent de gris; rostre, antennes et pattes entièrement d'un flave pâle. Tête brillante, rétrécie en arrière, impressionnée transversalement à la base qui est noirâtre, légèrement boursofflée derrière les yeux qui sont grands et saillants. Rostre plus court que la tête, élargi en avant, marqué d'impressions au devant des antennes, avec quelques points épars. Antennes insérées vers le milieu du rostre, pubescentes, à 2 article intermédiaire pour la longueur aux articles 1 et 3, tous allongés. Prothorax subtransversal, rétréci en avant, à côtés presque parallèles en arrière, à angles postérieurs presque droits; éparsément ponctué, marqué d'une faible impression basale. Ecusson subtriangulaire, noir. Elytres du double plus longues que larges, subparallèles dans leurs trois quarts antérieurs, faiblement déprimées après la base, à stries régulières, formées de points rapprochés; intervalles subconvexes, au moins à la base, à points peu rapprochés. Pattes à poils dressés; tibiæ antérieurs droits, les autres arqués. Dessous faiblement ponctué.

Indes Anglaises. Musée Indien de Calcutta, collection de l'auteur.

4. APODERUS FLAVICEPS. Long. 8 mill. (*sine rostro*); lat. 4·5 mill.,

Subquadratus, glaber. Prothorace pectoreque nigris, elytris cyaneis, ceterum pallide flavum. Caput subglobosum, elongatum, basi anguste constrictum, fere impunctatum, fronte foveolata, callo antennali fossulato. Rostrum breve, basi dilatato, apice piceo. Antennæ breves, articulo 2o funiculi intermediis brevior. Prothorax convexus, basi ampliatus, ante basem late, apice anguste constrictus, vage plicatus. Scutellum semilunato-transversum. Elytra subquadrata, humeris dentatis, infra scutellum impressa, sat regulariter punctato-striata, intervallis 2o et 4o basi carinatis. Tibiæ subrectæ, unco recurvo apice præditæ.

De forme presque carrée, glabre, prothorax et poitrine noirs, élytres d'un bleu foncé, tout le reste d'un flave pâle. Tête très bombée, faiblement rétrécie derrière les yeux en s'arrondissant, à col assez étroit, marquée d'une fossette entre les yeux, d'une impression oblique entre ceux-ci et d'une faible ligne longitudinale en arrière; saillie sus-antennaire à impression subblanciforme; yeux arrondis, saillants. Rostre

subtransverse, élargi vers le sommet; bouche noirâtre. Antennes à scape atteignant le milieu des yeux, à deuxième article du funicule plus petit que les intermédiaires, 6-8 brièvement coniques; massue oblongue formée de trois articles peu détachés. Prothorax en forme de cloche, étranglé brièvement en avant, largement impressionné transversalement avant la base, quelques rides à celle-ci: une autre impression vers le milieu et une plus petite, longitudinale, en avant, de chaque côté du sillon médian qui est presque entier. Ecusson brièvement semi-ogival. Elytres guère plus longues que larges, à épaules subrectangulaires munies d'une petite dent, fortement impressionnées au dessous de la base, largement arrondies séparément au sommet, chargées d'une carène sinueuse interrompue vers le tiers de la longueur; suture élevée ainsi que le pourtour de l'écusson; stries formées de gros points, affaiblies vers l'extrémité; les intervalles externes un peu convexes, peu densément pointillés. Dessous à ponctuation peu profonde avec quelques soies courtes; premier segment abdominal noir dans son milieu. Tibiæ crénelés en dedans, vers le sommet.

Sikkim. Musée Indien, collection de l'auteur.

5. *CYLAS SUBMETALLICUS*. Long. 4.5 mill.; lat. 2 mill. *Oblongo sub-elongatus, subæreus, glaber, subopacus, antennis pedibusque ferrugineis, femoribus infuscatis. Caput postice depressum impunctatum, fronte sub-plana, intra oculos cristulata. Rostrum brevius, crassum. Antennæ breves, setulosæ, articulis funiculi transversis, pressis, clava in mare longiore. Prothorax elongatus, antice subglobosus, postice constrictus, laeve punctulatus. Scutellum nullum. Elytra fornicata, basi constricta, callo humerali prominente, subinordinatim punctulata. Tibiæ intus pubescentes, nec spinosulæ.*

Oblong, peu allongé, glabre, noir bronzé opaque, antennes et pattes ferrugineuses, celles-ci à cuisses rembrunies. Tête élargie en arrière, déprimée transversalement derrière les yeux, une petite carène en dedans de ceux-ci, avec une autre très obsolète au milieu; front plan, imponctué. Yeux non proéminents, assez rapprochés en dessus. Rostre un peu plus étroit que la tête, plus long que large, presque plan, pointillé, avec une impression oblique au devant des yeux. Antennes courtes et épaisses, pubescentes de gris, à scape seul plus long que large, tous les articles du funicule brièvement transverses; massue oblongue, peu séparée du funicule. Prothorax plus long que large, subglobuleux en avant, brusquement rétréci dans son premier tiers postérieur, à pointillé très fin, espacé. Ecusson indistinct. Elytres bombées, deux fois, au moins, aussi longues que larges, subétranglées vers la base, avec les épaules marquées à calus saillant, à très fine ponctuation affaiblie à la base, un peu en séries latéralement. Cuisses renflées, inermes; tibiæ très droits

très légèrement pubescents en dedans ; tarses allongés, ongles soudés à la base.

Semble se rapprocher du *C. levicolis*, dont je ne connais que la description, par la ponctuation des parties antérieures, la brièveté relative du rostre ; mais cette partie offre, à peine, les traces d'une carénule très obsolète, les 8 derniers articles du funicule seulement, sont transverses, les élytres sont beaucoup plus longues que le prothorax, elles ne sont pas striées-ponctuées, mais subtilement pointillées presque sans ordre ; enfin les pattes sont ferrugineuses, sauf les cuisses.

Indes méridionales. Musée de Calcutta, collection de l'auteur.*

6. *APION STROBILANTHI*. Long. 2'5 mill. (*sine rostro*) ; lat. 1'5 mill. *Oblongo-ovalis, nigro-æreus pube grisea in thoracis lateribus condensata, in elytris lineas fasciamque posticam formante ; antennis totis, pedibusque læte flavis. Caput transversum, vix punctatum, oculis magnis. Rostrum elongatum, arcuatum, subcylindricum, in mare extus rufescens. Antennæ breviores, graciles, ante medium insertæ, articulis 2-primis incrassatis, clava subovata. Prothorax antice constrictus, angulis posticis subacutis, basi uni-striatus, laxè punctatus. Elytra humeris angulatis, interstitiis planis, rugulosis. Pedes sat elongati, unguiculis simplicibus.*

Ovale-oblong, noir à reflet bronzé ; antennes entièrement, pattes, moins les hanches, les genoux et les tarses qui sont rembrunis, d'un jaune clair ; une pubescence grisâtre paraissant condensée de chaque côté du prothorax, formant, sur les élytres, une bande longitudinale raccourcie de chaque côté de l'écusson et une autre subarquée vers le dernier tiers, enfin une autre parfois obsolète sur le quatrième intervalle. Tête transverse, obsolètement striolée entre les yeux, avec quelques points, lisse en arrière ; yeux grands, saillants. Rostre aussi long que la tête et le prothorax réunis, modérément arqué, subcylindrique, légèrement épaissi à l'insertion des antennes, pointillé, brillant au bout. Antennes minces insérées vers les deux tiers du rostre dans des scrobes assez courtes, à peu près de la longueur du rostre, à 2^e article du funicule plus long que large, 3-7 moniliformes ; massue ovale-allongée. Prothorax subtransverse, légèrement sinué latéralement avant les angles postéri-

* Le *C. TURCIPENNIS* Boh. Labram et Imhoff, doit être, à mon avis, réuni au *C. FORMICARIUS* Fab., Olivier. Je ne trouve aucun caractère pour les séparer. Quant au *C. ANGUSTATUS* Labram et Imhoff, ce doit être simplement une ♀ de *C. BRUNNEUS*. La courte diagnose de ces auteurs n'a aucune valeur, puisqu'elle ne l'applique qu' à des caractères sexuels communs à toutes les espèces du genre ; quant à la figure, elle représente assez bien le *C. BRUNNEUS*. Fabricius a décrit la variété formée de l'espèce, sur un exemplaire appartenant à Olivier qui décrit, à son tour, la même variété que je possède en donnant une bien mauvaise figure ; mais, chez les exemplaires typiques, l'insecte est rouge presque en entier, avec les élytres bleues, ce qui le fait ressembler, à première vue, au *C. FORMICARIUS*.

eurs qui semblent, ainsi, aigus, brusquement rétréci vers le premier quart, subtronqué aux deux extrémités; marqué, à la base, d'une ligne enfoncée, ponctué peu profondément sur un fond très finement alutacé. Ecusson subtriangulaire. Elytres deux fois, environ, de la longueur du prothorax, beaucoup plus larges que lui, assez convexes, à épaules marquées, sillonnées-ponctuées, à intervalles plans, plus larges que les stries, densément rugueux-ponctués. Pattes assez allongées dans toutes leurs parties, ongles simples.

♂ Rostre plus distinctement pointillé, légèrement squameux, rougeâtre dans sa dernière moitié.

♀. Rostre plus lisse, noir de poix entièrement.

Sikkim. Musée Indien, collection de l'auteur.

Découvert par M. Gilbert Rogers dans les graines de *Strobilanthus*.

A place dans le voisinage de l'*A. rufirostre*.

7. *CIONUS INDICUS*. Long. 5.5 mill.; lat. 4 mill. *Subsphaericus, ater, parce griseo-squamulosus, puncto atro-holosericco infra scutellum praeditus. Rostrum minus elongatum, subcylindricum, opacum, medio carinatum. Antennae basi ferrugineae, funiculo paulatim incrassato, clava fusiformi-incrassata, vix separata. Prothorax brevis, subconicus, dense punctatus, aequaliter convexus, lobo basali emarginato. Elytra regulariter striato-punctata, striis 8a et 9a flexis. Pedes femoribus dente lato armatis, tibiis basi curvatis. Abdomen segmentis primo et secundo elevatis.*

Arrondi, très convexe; noir, couvert peu densément, sur les exemplaires que j'ai sous les yeux, d'une pulvéruleuse grisâtre, avec un gros point noir-velouté, sutural, vers le premier tiers. Tête subconique en avant. Yeux très-rapprochés. Rostre à peine aussi long que la tête et le prothorax réunis, vu de profil, très légèrement atténué au sommet, de même dimension en dessus, opaque, sauf l'extrême pointe; muni d'une carène médiane effacée dans le dernier tiers, avec une ponctuation rugueuse; antennes ferrugineuses à la base, à premier article du funicule une fois seulement plus long que large, à 2^e bien moins allongé, les autres formant une tige compacte s'élargissant jusqu'à la massue, qui est épaisse et fusiforme. Prothorax court, conique en avant, densément ponctué; légèrement convexe et égal, tronqué en avant, sinueux de chaque côté du lobe basal qui est échancré. Ecusson oblong. Elytres légèrement échancrées séparément au dessous de l'épaule, faiblement avancées de chaque côté de l'écusson, à sommet subtronqué, à stries ponctuées bien marquées 8^e et 9^e coudées. Pattes à cuisses armées d'une grande dent peu aiguë; tarses épaissis, à 3^e article très élargi; ongles soudés à la base, simples. Abdomen plus élevé sur les deux premiers segments, les suivants situés sur un plan inférieur et plans, le dernier largement arrondi au sommet.

Dam-Dim. Musée Indien, collection de l'auteur.

MARMAROCHELUS G. N.

Caput gibbosum, basi non coarctatum. Oculi oblongi, distantes. Rostrum subcylindricum capite thoraceque simul sumptis non longius. Antennæ breviores, squamosæ, scapo oculos subattingente, funiculi articulis 3-primis latitudine duplo longioribus, subæqualibus, 5-7 sub-moniliformibus, clava ovata breviori. Prothorax elongatus, antice vix ampliatus medio carinatus, grosse plicatus, lobis ocularibus valde prominentibus. Elytra oblongo-elongata, humeris non callosis, ante apicem dente prædita, lineato-fossulata. Pedes modice elongati, femoribus omnibus dente obtuso armatis; tibiis latioribus, sinuatis; tarsis modice elongatis, subtus spongiosis articulo 1^o triangulari, 2^o subtransverso, 3^o transversim dilatato-cordiformi, unguiculari clavato squamoso, unguibus simplicibus. Coxæ anticæ subcontiguæ; abdominis segmentum primum inter coxas posteriores lobatum.

Ce genre, par sa coloration, surtout celle des pattes et sa sculpture rappelle le genre *Ectatorhinus* dont il se distingue nettement par les lobes du prothorax qui recouvrent les yeux lorsque le rostre est abaissé, la brièveté des articles des antennes et des pattes, l'absence de saillie anguleuse avec épaules et la présence d'une forte dent aux élytres, postérieurement; enfin, par la forme tout autre du premier segment abdominal qui s'avance, en un lobe triangulaire, à pointe mousse entre les tranches postérieures, au lieu d'être coupé droit.

8. MARMAROCHELUS ATKINSONI. Long. 13 mill.; lat. 5 mill.

Oblongus subelongatus, niger, non pubescens, supra minus dense cinereo fulvoque variegatus, infra dense lutescente-squamosus, segmentis 2-4 medio bruneis et cinereo-uni-guttulatis. Caput valde convexum, fulvum, cinereo-5-notatum. Rostrum arcuatum, carinatum et a latere strigosum, rugosopunctatum. Antennæ articulis funiculi submoniliformibus, clava subovata. Prothorax subquadratum elongatus, medio carina lævi præditus, profundissime strigosus, angulis posticis acutis divaricatis. Elytra oblonga, humeris obliquis, grosse serie-foveata, interstitiis angustissimis, apice breviter uncinata; plaga humerali, altera post medium, trifoliiformi, dente que subapicali, luteis. Pedes cinereo-annulati.

Oblong, noir, recouvert, en dessous, d'une squamosité uniforme flavescence, passant au brunâtre sur le milieu de l'abdomen, avec un point de couleur claire sur le milieu des trois ou quatre derniers segments; en dessus moins densément squameux, varié de cendré et de fauve, ayant, notamment, une bande large, mal limitée sur les côtés du prothorax, sur les élytres, une tache humérale irrégulièrement carrée, une autre suturale, après le milieu presque en forme de trèfle; les pattes marbrées des mêmes couleurs. Tête très convexe, re-couverte d'une squamosité roussâtre, marquée, entre les yeux, d'une tache semblant formée de deux taches réunies, d'une autre médiane en arrière et de

deux autres à l'angle postérieur de chaque œil, blanchâtres. Rostre atteignant le niveau des tranches intermédiaires, modérément courbé, étranglé contre les yeux, très légèrement épaissi vers les antennes et au sommet, caréné au milieu jusqu' à l'insertion de celles-ci, ridé de chaque côté, squameux et fortement ponctué à la base, brun de poix. Antennes noires, squameuses, avec quelques cils dressés grisâtres. Prothorax au moins aussi long que large, à peine arqué latéralement en avant, légèrement sinueux en dehors des angles postérieurs qui sont aigus, rétréci vers le tiers antérieur, chargé d'une ligne médiane longitudinale raccourcie à la base et sur tout le reste du segment de rides grossières ménageant entr'elles de profondes cavités remplies, en partie, par la squamose : tous ces reliefs très-brillants, paraissant impondusés ; bord antérieur presque droit en dessus ; base sinuée de chaque côté du milieu. Ecusson oblong saillant. Elytres plus larges que le prothorax, à épaules obliquement arrondies, presque parallèles dans leurs deux premiers tiers, moins du double plus longues que larges, légèrement impressionnées au dessous de leur bord basilaire, atténuées dans leur dernier tiers ; marquées de grosses fossettes disposées en lignes longitudinales. Pattes annelées de roux et de cendré, avec les peignes des tibiae noirs ; cuisses fortement échancrées en dedans, à bord de l'échancrure figurant une dent obtuse. Dessous à points peu nombreux, très gros et écartés sur le mésosternum.

Iles Andaman. Musée Indien, collection de l'auteur. Je dédie cette belle espèce à M. Atkinson, auteur de nombreux travaux sur les insectes de la région Indienne.

9. *RHINA LINEATA*. Long. 20-22 mill. (*Rostro excluso*) ; Lat. 7-8 mill. *Elongata, cylindrica, nigra, subglabra. Caput minutum, subconicum. Rostrum thorace brevius, rectum, ad antennis valde incrassatum, bi-serie-serratum, infra villosum, ♂ ; vix incrassatum, nec tuberculatum, inter antennis depressum, utrinque serie-foveolatum, infra haud villosum, ♀. Antennæ breviores, articulis funiculi 5-6 rotundatis. Prothorax ante basem constrictus, angulis posticis subrectis, non villosus, profunde reticulatus. Elytra brunnea, vitta dorsali, altera externa interrupta, maculisque elongatis 1-intrahumerali, 3-subapicalibus transversim digestis, flavis. Tibiæ anticæ, intus, parce denticulatæ, longe fulvo-fimbriatæ ♂, setis rigidis præditæ ♀.*

♂, cylindrique, noir, presque mat, en dessus, assez luisant, en dessous, surtout sur le métasternum. Tête subconique, sillonnée, rugueusement ponctué. Rostre droit, plus court que le prothorax, dilaté à l'insertion des antennes, à côtés parallèles dans la partie atténuée qui n'est guère plus longue que le tiers du segment, muni d'un sillon élargi en avant, flanqué d'une double rangée de tubercules, avec quelques uns

plus forts en avant et en arrière des antennes; grossièrement ponctué, terminé par une pointe lanciforme; à squamules éparses, jaunâtres, dans les cavités; muni en dessous, d'une touffe de poils jaunes; ne débordant pas latéralement les côtés. Antennes raccourcies, à poils squamiformes, courts; scape égal en longueur au reste de l'antenne; 1^{er} article du funicule subconique, plus court que 2 qui est allongé, 3-6 subégaux, moniliformes; massue allongée, subelliptique, au moins de la longueur des 4 articles précédents, squameuse de gris, avec quelques poils fins dressés. Prothorax aussi long que large, peu arrondi latéralement, subétrianglé tout à fait au sommet, rebordé étroitement, sensiblement comprimé à la base, avec les angles postérieurs semblant aigus, par suite d'une sinuosité inférieure; criblé de fossettes égales confluentes, squamigères, sans trace de sillon ni carène. Écusson triangulaire, squameux. Elytres à peine plus larges que le prothorax, un peu plus longues que deux fois sa longueur, un tant soit peu atténuées en arrière; à séries de points peu rapprochés sur le dos; intervalles plans, à peine pointillés, avec des squamules sériées par place; ornées d'une bande flave squameuse longitudinale, par fois interrompue, sur le 2^e intervalle; d'une autre plusieurs fois interrompue sur le 7^e et de quelques taches allongées, les premières situées entre les deux précédentes, l'autre vers l'épaule. Pattes antérieures à cuisses coudées à la base, peu ponctuées, à tibias courbés en dedans dans leur dernière moitié et munies d'une large frange de poils roux, sous laquelle on distingue sept ou huit fortes dents aiguës; antérieurs et intermédiaires sillonnés en dessous; tarses à article premier un peu plus long que large, triangulaire, unguiculaire de la longueur des deux précédents. Dessous ponctué-serré assez fortement, moins densément sur le milieu de l'abdomen, sans poils dressés, muni, seulement, au bord antérieur du prosternum d'une frange de poils roux; des points squamigères assez écartés sur la poitrine qui est brillante; métasternum marqué d'un faible sillon continué sur le premier segment abdominal, sans impression.

♀. Diffère du ♂ par la forme un peu plus large et les élytres plus obtusément arrondies au sommet; par le rostre plus court, peu rugueux au milieu, presque sans tubercules, avec une dépression intra-antennaire et une série de fossettes transversales de chaque côté; sans poils en dessous; par les tibias antérieurs n'ayant, en dessous, qu'une série de poils raides.

Iles Andaman. Musée Indien, collection de l'auteur.

II. BRENTHIDÆ.

10. MEGACERUS QUATUOR-DENTULUS. Long. 20-22 mill. (*rostrum ex-*
cluso); Lat. 4.5 mill. *Elongatus, subcylindricus, subopacus, colore et notis*

M. POGONOCERO affinis. Caput postice subfoveolatum. Antennæ, articulis ultimis exceptis, subglabræ. Prothorax in utroque sexu antice conicus, sublevis, latitudine longior. Elytra punctis striarum subrotundis, interstitiis convexis, apice bisinuata, extus brevissime dentata. ♂ Caput transversum, lateribus inflatum ac crenulatum. Rostrum sulcatum, rugosum, supra, post medium bidentatum, margine exserta crenulata. Antennæ articulis longissimis, filiformibus. Femora antica longe spinosa. ♀ caput sat elongatum, subconicum; rostrum cylindricum, subrectum, capite prothoraceque simul sumptis, subæquale. Femora omnia breviter dentata.

Facies du *M. pogonocerus* Fairm., bien distinct par la structure du rostre en dessus et en dessous, par l'épine apicale externe des élytres très-courte, par la faible ponctuation des parties antérieures; par la longue épine des cuisses antérieures, par la longueur des articles antennaires et l'absence de pubescence dans leur première moitié. Brun ferrugineux, presque mat, antennes et pattes plus claires, à pubescence obsolète formée de petites soies extrêmement courtes. ♂ Tête transversale, presque lisse jusqu'aux yeux, arrondie et crénelée latéralement. Yeux assez saillants. Rostre de la longueur du prothorax, à sillon longitudinal lisse, à granulations aiguës de chaque côté, moins serrées à partir du renflement sus-antennaire, qui est armé, de chaque côté, d'une petite épine, épaissi, de nouveau, en une forte dent, étranglé, ensuite, avec la lame inférieure des scrobes saillante, denticulée et terminée antérieurement par une dent plus forte, puis élargi en triangle surmonté, de chaque côté, d'une crête crénelée terminée en dent redressée; muni, en dessus, d'une carène unique très saillante, glabre, tuberculigère. Antennes plus longues que les deux tiers du corps, glabres à la base, avec quelques poils dressés sur le dernier article; 1^{er} article finement denticulé en dehors, 2^e un peu plus long que 3^e; 4-9 cinq ou six fois plus longs que larges: tous munis de hachures longitudinales. Prothorax plus long que large, conique dans ses deux tiers antérieurs, marqué de deux plis transversaux antérieurement, marginé à la base, très obsolètement pointillé. Elytres ornées d'une bande longitudinale non prolongée de chaque côté de l'écusson, d'une autre petite à l'épaule, de cinq ou six taches placées irrégulièrement et transversalement après le premier tiers, enfin d'une autre bande arquée vers les deux tiers formée de quatre taches, avec quelques autres obsolètes au sommet, toutes d'un jaune clair; à peine rétrécies dès la base, brusquement comprimées avant l'extrémité, ce qui rend les stries contournées en cet endroit, fortement trisinuées au sommet avec une dent peu aiguë au côté externe pas plus avancée que l'extrémité suturale qui est tronquée obliquement et muni, en dedans, d'une très petite épine; à stries marquées, dans leur première moitié, de gros points arrondis, serrés; intervalles convexes, non costiformes.

Cuisses faiblement renflées, avec une trainée de duvet doré en dessous, sinueuses ainsi que les tibias, les antérieures armées d'une longue épine aiguë, les autres d'une dent courte. Dessous à faible ponctuation, éparse sur le prosternum, 3^e et 4^e segments totalement, côtés externes du 5^e et bords réfléchis correspondants des élytres roux-tomenteux.

♀. Rostre aussi long que la tête et le prothorax réunis, à antennes plus courtes, à front ridé, à dent externe du sommet des élytres plus obtuse; cuisses antérieures. armées, comme celles des autres paires, d'une courte dent.

Iles Andaman. Musée Indien, collection de l'auteur.

PSEUDOCYPHAGONUS. N. G.

Caput breve, basi ante collum subbulbiformem cœsum fronte latissime, infra, profunde excavatum, et lateris utrinque exertim dentatis; oculis subdeflexum, Rostrum brevissime transversum, postice ampliatum, valde rotundatis. apice profunde emarginatum, capite angustius. Mandibulæ crassæ, breves, intus curvatæ, apice subbifidæ. Antennæ crassæ, in scrobibus intus parum approximatis, insertæ. Prothorax elongatus, medio rotundato-ampliatum, antica attenuatus et a latere haud profunde compressus. Scutellum nullum. Elytra subcuneata, sulcato-clathrata, apice acuminata.

Pedes simplices: femoribus posticis cæteris non magis incrassatis, abdominis apicem non attingentibus; tibiæ triangulariter ampliatæ, anticis apice unco valido recurvo armatis; tarsis gracilibus articulis elongatis.

Prosternum medio utrinque angulatum, processu longitudinaliter canaliculato, a latere marginato. Abdomen basi truncatus, segmentis primis canaliculatis.

Ce nouveau genre appartient à la tribu 1 et au groupe I du système de Lacordaire, *Genera* p. 405-407. Les divers genres compris dans ce groupe par ce savant se distinguent du nôtre par les principaux caractères suivants: *Oalodromus*, par la longueur excessive du 1^{er} article des tarses. *Zemioses*, par les tarses courts, à 4^e article très gros aux pattes postérieures. *Sebasius*, par les scrobes très rapprochées sur le front pour l'insertion des antennes. *Cyphagonus*, par le rostre au moins aussi long que la tête.

Ces quatre genres ont les cuisses prolongées au delà de l'abdomen. *Anisognathus*, filiforme, par la tête très allongée et par la forme des mandibules du ♂. *Taphroderes*, par le rostre très allongé, par le 1^{er} article des tarses des quatre pattes postérieures au moins aussi long que la jambe et par les élytres lisses avec un sillon unique juxta-sutural.*

* Quant au genre *APROSTOMA* Guérin, il a été réuni, avec raison, aux *CLAVICORNES* groupe des *COLYDIIDES*. Guérin lui-même avait reconnu son erreur, car j'ai trouvé le type de l'*A. filum* non dans la collection des *BRENTHIDES* de cet entomologiste, dont

Le caractère si remarquable de l'excavation de la tête à bords latéraux tranchants et coupés en avant en se terminant par une dent, suffirait, du reste, à lui seul pour le faire reconnaître.

11. *PSEUDOCYPHAGONUS SQUAMIFER.* Long. 9-12 mill, lat. 2-2-25 mill. *Oblongus, brunneus, pedibus ferrugineis, impubens parcissime lutesquamosus. Caput transversum, convexum, subquadratum, punctatum, medio foveolatum. Rostrum latum, brevissimum, curvatum, apice emarginatum, punctatum. Antennæ articulis funiculi 3-7 sublenticularibus, 8-9 transversim quadratis. Prothorax basi et apice attenuatus, ante apicem rugoso-impressus, in disco, postice, utrinque obsolete angulatus. Elytra thorace non duplo longiora, elongato-subconica, rubro-maculata. Tibiæ clavatæ; tarsi breviores. Abdomen segmentis ultimis crebrius punctatis.*

Oblong, brun, pieds roux, marqué sur les élytres, de quelques taches rougeâtres mal définies, notamment à l'épaule, vers le premier tiers, et avant le 2^e tiers de la longueur. Tête brusquement tronquée en arrière avec un assez large bourrelet à la base, souvent rougeâtre ainsi que le rostre, ponctuée moins densément au milieu, avec une fovéole frontale; yeux subarrondis, peu saillants. Rostre très entamé latéralement par les scrobes, antérieurement, par une profonde échancrure, plus étroit que la tête, fovéolé entre les antennes, ponctué. Antennes légèrement squameuses, à 2 article irrégulièrement triangulaire, anguleux en dedans, 3-8 sublenticulaires, 9-10 presque carrés, massue subconique. Prothorax presque aussi rétréci à la base que vers le tiers antérieur qui forme une sorte de cou à côtés subparallèles, peu convexe, à ponctuation écartée, avec une impression antérieure rugueuse, une petite saillie dentiforme de chaque côté, avant la base; extrémités du segment présentant les traces d'une bande squameuse latérale qui peut être entière chez les exemplaires plus frais. Elytres subcunéiformes, à calus huméral élevé, à sillons très rapprochés, munis de points carrés, avec les intervalles alternes parfois plus saillants. Pattes allongées. Dessous ponctué peu densément, sauf les derniers segments abdominaux, le dernier surtout pubescent.

Le ♂ diffère de la ♀ par les antennes très épaisses à articles fortement transverses et le prothorax plus dilaté.

Iles Andaman. Musée Indien, collection de l'auteur.

12. *MIOLISPA CEYLONICA.* (♀) Long. 9.5 (rostru exclusu); lat. 2.5 mill. *Elongata, subcylindrica, minus depressa, ferruginea, elytris*

j'ai fait l'acquisition, mais dans celle de ses CLAVICORNES qui m'est revenue plus tard. L'opinion que s'était faite Lacordaire du genre en question est donc erronée quand il dit "je suis porté à croire que ce genre a été établi sur la ♀ d'un insecte très voisin des *Anisognathus* et qui n'en diffère même que peu, génériquement parlant." Il doit être retranché des BRENTHIDES du Catalogue Gemminger et de Harold, ainsi que de la liste des espèces de cette famille décrites depuis et relevées par M. Donckier de Donceel, Soc. Ent. Belg., 1884, ccxiv.

basi vitta suturali et in utroque maculis 3-nigris ornata. Caput subquadratum, basi truncatum, medioque incisum. Rostrum rectum, cylindricum, lævissimum, basi valde incrassatum, supra foveolatum. Antennæ validæ, paulatim incrassatæ, articulo primo solo elongato. Prothorax elongatus, a latere posteriori supparallelus, antice attenuatus, creberrime rugoso-punctatus, canali longitudinali integro. Scutellum indistinctum. Elytra humeris rectangulis ante apicem compressa, sulcato-punctata, interstitiis anguste elevatis. Femora clavata, inermia.

♀. Subcylindrique, d'un brun clair, avec les pattes rouge-ferrugineux, ainsi que les élytres; sur celles-ci, une bande suturale basilaire et sur chacun une tache humérale allongée et deux bandes partant du bord extrême, n'atteignant pas la suture, l'une submédiane, l'autre après le deuxième tiers, noires. Tête en carré transverse, tronquée en arrière, échancrée au milieu du bord, avec les angles latéraux saillants. Yeux peu proéminents. Rostre droit, cylindrique, lisse, sa partie dilatée occupant, environ, le tiers du segment et marquée d'une fossette allongée. Antennes à articles 2-7 en carré transverse, 8-9, en carré aussi long que large, massue du double plus longue que large. Prothorax plus long que large, à peine arqué latéralement, peu rétréci à la base, devenant conique en avant. Ecusson nul. Elytres légèrement convexes, subparallèles, comprimées avant le sommet d'où les interstries comme brisés à cet endroit; terminées par une sorte de rebord formé par la réunion de la saillie suturale au 7^e intervalle; sillonnées-punctuées. Pattes inermes; tibiae antérieurs munis d'un fort éperon en dehors; tarses très allongés.

Ceylan. Musée Indien, collection de l'auteur.

Ma collection renferme deux autres espèces du même genre, de la nouvelle Guinée et provenant de la collection de BRENTHIDES de Guérin Méneville qui fait actuellement partie de la mienne. L'une portait une étiquette de sa main ainsi conçue: "*Brenth. nova guineensis* Guér. Voy. de Duperray nov. gen. (à oreilles)." L'autre m'a été désignée, par M. Power, sous le nom de *exarata* Dej. La première (♂), a la tête étroite, en carré-long, le prothorax, la tête et le rostre sillonnés, celui-ci de un tiers plus long que la tête et un peu dilaté au sommet, le prothorax dilaté subanguleusement dans son milieu latéral; les élytres sont ornées d'une bande flave étroite, le long du 2^e interstrie; les tarses sont courts et épais. La deuxième, ♂ également, a la tête presque carrée sillonnée ainsi que le rostre et le prothorax, mais non d'un bout à l'autre avec la portion du rostre en avant de la dilatation aussi longue que la portion basilaire; le prothorax en légèrement dilaté; les élytres sont ornées d'une bande jaune longitudinale au milieu, les tarses sont déliés: enfin les côtés du dessous, à l'exception des derniers segments abdominaux, sont munis d'une bande formée par un épais duvet squameux-argenté.

Ces caractères suffisent pour distinguer ces deux espèces de la nôtre indépendamment de la taille.

XII.—*On some new and little known Hot Springs in South Bihar.*—By
L. A. WADDSELL, M. B., *Indian Medical Service.*

In the southern portion of Bihar, amongst the hills—a Gangetic prolongation of the great Vindhaya range—forming the natural boundary between Bihar and Deltaic Bengal, are numerous hot springs, several of which have already been described in more or less detail. Others again, situated in wild and almost inaccessible localities, have merely been mentioned by name, on casual hearsay report, the exact sites and other particulars remaining undetermined, while some have altogether escaped notice. The present paper deals mainly with those falling under the last two categories.

Of the hot springs here described nine do not appear at all in Mr. Oldham's descriptive List of Indian Hot Springs, published in 1882,* which is now the *locus classicus* on this subject; but Mr. Oldham had omitted from his list one of these hot springs which had long ago been recorded by Dr. Buchanan in his Survey of Bihar.†

For brevity as well as contrast, I present the observations as far as possible in tabular form. The springs belong to two natural series, *viz.*, (a) those (Nos. 1 to 8) situated along the southern flank of the hill-range of the Santál Parganas, and (b) those (Nos. 9 to 15) situated in the Mungir (Monghyr) district among the so-called Kharagpur hills. I may state that the elevations were ascertained by hypsometrical observations, while the latitude and longitude were obtained by carefully fixing the position of the spring with reference to the surrounding villages on the large scaled (4 miles to the inch) Survey of India map.‡ The temperatures are recorded in degrees of the Fahrenheit scale. The thermometer used for the temperature of the spring-water had recently been compared with a standard thermometer. The names of the springs and adjoining villages have been spelt according to their local pronunciation.

* *Thermal Springs of India*, by the late T. Oldham, LL. D., F. R. S., &c. Edited by R. D. Oldham. Memoir Geolog. Surv. of India, Vol. XIX, pt. 2, Calcutta, 1882.

† *Eastern India*, II, 197. Most of the details regarding the Bihar hot springs quoted by Dr. Oldham as from Capt. Sherwill's Report (J. A. S. B., XXI), had already been recorded by Dr. Buchanan.

‡ The correction of $-1^{\circ}21''$ for longitude noted on the map was not taken into count.

TABLE I.

Serial No.	Name of Spring.	GEOGRAPHICAL POSITION.				Geological Position.	Height in feet above Sea.	Temperature of Spring.	Temperature of Air.	Temp. of adjoining pool or stream.	Sulphurous or not.	Worshipped or not.	Date of Observation.	Previously recorded or not.
		Nearest village.	Thana Police circle.	District.	Lat. of Spring									
1	Láu-láu dáh.	Sibpur	Maheshpur	Santal Parganas.	24 22	87 43	46	122°	76°	79°	Slightly	Yes	2-12-89	Not
2	Bárámásia.	Birki	"	"	24 28	87 42	33	98°	61°	62.5°	Not	"	4-12-89	Not
3	Jhariya páni.	Gopikándor	Dumka	"	24 27	87 31	407	93°	69.2°	76°	Not	"	5-12-89	No elevn. given & different temp.
4	Tát-loi.	Páláai	"	"	24 23	87 16	484	148.5°	59°	58°	Slightly	"	9-12-89	No elevn. given
5	Nunbíl.	Kendghatia	"	"	24 05	87 13	127	119.6°	69°	72°	do.	"	11-12-89	Not visited.
6	Tápat páni.	Hetbeliya	"	"	24 12	87 19	126	102°	65°	62°	do.	"	11-12-89	do.
7	Su-sun páni.	Bághmáre, Kurnabád	"	"	24 09	87 21	122	84°	64°	61°	do.	"	12-12-89	Not

TABLE I.—Continued.

Serial No.	Name of Spring.	GEOGRAPHICAL POSITION.				GEOLOGICAL POSITION.	Height in feet above Sea.	Temperature of Spring.	Temperature of Air.	Temp. of adjoining pool or stream.	Subpurous or not.	Worshipped or not.	Date of Observation.	Previously recorded or not.
		Nearest village.	Thana Police circle.	District.	Lat. of Spring.									
8	Bhumka.	Ránibáhal	Mungir	Santal Parganas	24 04	87 25	112	82°	61°	62°	Yes	13-12-89	Not	
9	Singhi Rikh tatal páni.	Singhoul	"	Mungir	25 08	86 18	579	90.5°	61°		"	4-1-90	Not	
10	Pánchbhúr.	Kachna	"	"	25 06	86 21	329	84.4°	68°		Not	4-1-90	Not	
11	Tatal páni.	Bhimbhánd	Kharagpur	"	25 04	86 28	314	146.1°	68°		Slightly Yes	7-1-90	Recorded by Buch. &c.	
12	Síta Kund.	Sitalpur, Mungir	Mungir	"	25 22	86 36	{	137° 136°	68° 72°	67°	Doubtful	11-1-90 5-3-90	do.	
13	Garm páni.	Barde	"	"	25 22	86 35	...	137°	68°		do.	11-1-90	Not	
14	Báinsa Pahár do.	do.	"	"	25 22	86 37	...	102°	72°		Not	5-3-90	Not	
15	Bhaduria bhúr.	Daryápur	Jamalpur	"	25 16	86 34	101	98.6°	67°		Not	6-3-90	Doubtful	

Láu-láu-dáh is the Santáli name for 'hot water.' This spring is situated in a slight hollow in lateritic soil near the bank of a small stream called the *Boru nadi*, about half a mile north-west of Sibpur village in the Pákur subdivision of the Santál Parganas. No rock is visible in the immediate neighbourhood, but the surrounding country is undulating with occasional outcrops of trap and quartzose grit. The spring is very copious; I roughly measured the outflow at about 26 gallons per minute. This copious outflow in a somewhat sandy tract of soil has resulted in a small crater or basin-like depression from the centre of which the spring issues. The depression is about 3 feet deep and at its margin about 10 feet in diameter. Profuse discharge of gas bubbles forth. The gas has a slightly sulphuretted odour, it is not inflammable, and no perceptible blackening of a silver coin ensues after immersion for two minutes in the spring. A small quantity of flaky sulphurous looking* precipitate is deposited along the course of the outflowing stream. A few tufts of confervoid growth grow within the spring at a temperature of 122° F.; but these become much more profuse along the stream. The spring itself and its outflowing channel for many yards are apparently devoid of large animal life, and contain numerous macerated bodies of frogs and other small animals which have perished in attempting to cross the hot water: in front of me, a frog in the endeavour to escape leaped into the stream and was instantly killed by the hot water. The water has a slightly saline taste, with a neutral reaction. By the side of the spring are the ruins of a small temple to Sib (from which the adjoining village derives its name). An isolated pool of water only three yards above the spring has a temperature of 79° F. The spring is perennial; its water is not drunk.

Bárámasia in Hindi† signifies literally 'of 12 months,' and the spring is so called because it flows throughout the 12 months of the year. The Santals call it 'Bhumuk.' The spring appears close to an outcrop of trap in a limestone; it issues in two places about 4 feet apart, and the discharge is only about one-third of the above described spring. It has no sulphurous odour; the few gaseous bubbles discharged are not inflammable and do not support combustion; silver is not blackened on short immersion; the reaction is neutral. Small fish-fry and ordinary waterweeds and confervæ are abundant. The water is used for drinking and bathing. Mahadeva is worshipped here. The temperature of a cold spring 20 yards off is 62·5° F.

* A similar looking deposit from another hot spring was very kindly analysed by Dr. Warden, the Chemical Examiner, with the result of showing that it consisted of "free sulphur, sulphuric acid, iron and siliceous matter."

† The Hindas here, living on the border between Bihar and Bengal, speak a mixture of Hindi and Bengali.

Jhariya is a Santáli form of the colloquial Hindi *jharna* (Sanskrit *jar*) a spring or cascade. This spring is situated at the eastern end of a marsh fed by it. It is recorded under the name of 'Jervapani' in Mr. Oldham's list, with a temperature of 87° F. I found by wading into the marsh, the temperature to be 93°, while a streamlet about 100 yards off was 76°. The outflow is copious.

Tát-lôí, also called *Tát-nôí*, is a Bengali corruption of *Tapta nadi* or the hot rivulet.* This spring is well named, as its outflow is so very copious that it produces at once a large stream. It emerges about 50 yards from the left bank of the Blúrbhúri river near the village of Palási, from numerous chinks, in the rocky gneissic bed of a small streamlet. These chinks, giving vent to the spring, extend over an area of about 20 × 2½ yards. In the cool winter morning the position of the spring is indicated by the dense clouds of vapour hanging over it and also along the issuing stream for several hundred yards. The water has a decidedly sulphuretted odour, but it did not perceptibly blacken a silver coin on two minutes immersion. A good deal of flaky deposit is found in the bed of the stream, and confervæ grow even at the hottest parts of the spring where the temperature is 148·5° F. Ten yards above the spring the temperature of the streamlet is 58° F. and the aerial temperature is 59°. The highest temperature recorded in July 1882 by Mr. Oldham was 145°;† while Dr. Buchanan found the temperature to be 148° F. on the 28th October *circa* 1809.‡

Nun-bíl or the 'saline marsh' is a small marsh containing several hot springs of a sulphurous nature, and the sulphurous deposit accumulating in the marsh appears to have given rise to this name. The chief spring is found where an adjoining rivulet has cut away the soil near a border of the marsh. At the time of my visit this spring was not visible in the sandy bed of the stream; but an old resident indicated a spot where on digging to a depth of about two feet a spring feebly welling up was reached. Another hole was dug about a yard above this one, and reached a more copious spring with hotter water. This point is in the river bed 17 yards distant in a direct line, 3° east of North (magnetic), from the large *sál* tree on the river bank sacred to the goddess of the spring. At first the temperature only rose to 113° F., but on cutting a

* In colloquial Bengali the sun's heat (*tapta*) is ordinarily spoken of as *tát*, and hot rice is called *bhát tátu*. The word *nadi* in Bengali is indifferently pronounced *nôí* or *lôí*, the *n* and *l* being always interchangeable, and the short *a* acquiring in Bengali an *o* sound; moreover the *d* is occasionally dropped from this word, e. g. in Baraloi and Bânsloi, the names of rivers in the adjoining districts of Birbham and Râjshâhi.

† *Op. cit.*, p. 43.

‡ *Loc. cit.*, p. 198.

channel to allow of the free escape of the water the temperature rose in 15 minutes to 119·5° F. A considerable ebullition of slightly sulphuretted gas occurred. A silver coin on immersion for five minutes was very slightly discoloured. The rock in the neighbourhood is sandstone and quartzose grit intersected by trap.

Two more hot springs are reported to occur about half a mile further down the course of this river (here called Nun-bil *nadi*) but the temperature is reported to be not more than that of the springs in the *bíl* which I found to be 100·5° F.

The direction of the Nun-bil spring given by Sherwill from native information, and for which he gives latitude and longitude, is most inaccurate and misleading. Dr. Buchanan on the other hand elicited its true position approximately.* It lies 9½ m. south-west of Kumrabad, near the village of Kendghata.

Tapat-páni, a colloquialism for *tapta páni* or 'hot water,' is the name of a small sulphuretted spring on the left bank of the Mor river near the village of Hetbeliya, about 1¼ miles north of Kumrabad. It issues from a sandy pool below a lateritic stratum and near an outcrop of coarse conglomerate. The outflow is only about two gallons per minute. Sulphuretted fumes are given off, and the pool and its outflowing channel contain a considerable quantity of yellowish flaky deposit, evidently sulphur. The temperature of the spring is 102° F., while that of the Mor river, about 10 yards off, is 62° F.

Susum-páni means 'tepid water' in the vernacular. This spring is situated about 3 miles S. E. of the last noted spring and close to the village of Bághmára, on the opposite bank of the Mor river, in a small marsh, which is in line with another outcrop of coarse conglomerate dipping to the N. W. The temperature of the spring is only 84° F., but it is said to have been formerly much hotter. The temperature of a small stream 15 yards off is 62° F. No sulphurous odour is perceptible, and the outflow of water is sparse.

Bhumka, apparently the same name as '*Bhumuk*' applied by the Santals to the first noted spring and apparently related to the Hindi *bhumi* earth, is situated in a small marsh on the right bank of the Mor river a quarter of a mile from Ránibáhal village. It seems an instance of a hot spring which has regressed. It has the reputation of having been hot till quite recently—the village headman of Ránibáhal who led me to the spot seemed surprised that the spring was not decidedly hot. Its deity, called '*Bhumka burhí*,' is still worshipped at the place by the Mal Paharias from the hill three miles off, who call the spring '*Choto Nun-bíl*'

* *Loc. cit.*, p. 200.

to distinguish it from 'the great' Nunbil already described. The outflow is scanty and there are no sensible sulphuretted fumes.

Singhi Rikh tatal páni, or the 'hot water (at the shrine) of Rishi Singhi,' is a copious hot spring in a gorge among the Singhoul hills. It issues in 6 or 7 places from below a high cliff of quartzite and at once forms a considerable stream which lower down is called *Dahina dah* by the Korá hillmen. No sulphuretted smell is perceptible. The water is drunk. A temple to Mahadeva and a *kund* for bathing have been erected at this highly picturesque site—which is a favourite place of pilgrimage, especially on the *Sib-ratri* festival in February.

Pánch-bhúr, or the 'five chinks or clefts,' is a spring which emerges in five streamlets amidst masses of quartzite rock, from a small hill about 3 miles east of the highland village of *Kachu*. The water is heard flowing for some distance underneath the decomposed quartzite. On coming to the surface it has a temperature of only 84.5° F.

The *Tatal-páni*, or 'hot water,' spring of Bhímband, are well characterized by Dr. Buchanan* as "by far the finest in the district." The highest temperature recorded by Dr. Buchanan *circa* 1809 was 150° F.; Sherwill in 1854 found it 147°. In January of this year the highest temperature found by me was 146.2° F. The water can be heard flowing under the masses of quartzite debris, so that the temperature a few feet further in would be doubtless higher. A very faint sulphuretted smell is perceptible and in the stream-bed is a slight deposit of light yellowish flaky material—this formed such a thin coating over the stones and confervoid growth, that I could not obtain a pure sample of it. Dr. Buchanan calls it 'siliceous tufa'—he found it did not effervesce with nitric acid. It appeared to me to be sulphurous. No blackening of a silver coin occurred after immersion for 5 minutes.

Síta-kund, or 'Síta's well' or pond, where according to the legend Síta bathed after passing through the fiery ordeal, and so imparted to the water the heat she had absorbed from the fire, is a not uncommon name for hot springs in India. This particular one near Mungir is well-known, and only figures in this list in order to exhibit my observations on its temperature, &c.

The *garm-páni*, or 'hot water,' of Barde village is practically a branch of the above-noted *Síta-kund* hot spring. It is found on the bank of a pond in the Moslem village of Barde, about 300 yards N. W. from Síta-kund. In January it had exactly the same temperature as Síta-kund, *viz.*, 137° F. Owing to its unholy situation it is not worshipped; and is only visible as a surface spring in autumn and winter; in

* *Loc. cit.*, p. 200.

March when I revisited the spot no spring was visible, and on digging down two feet the temperature of the water found only registered 103° F.

Báinsa pahár hot spring is also to be regarded as an offshoot from Sita-kund, from which it is distant about one-third of a mile in a south-easterly direction. These three last springs lie almost in a straight line—Sita-kund being in the middle. This spring emerges from a fissure in quartzite rock at the base of the small hill of Báinsa which also consists of similar rock. At my visit in March it was a sluggish spring in a puddle polluted both by men and cattle. No sulphuretted smell was perceptible. The water is only drunk by cattle.

Bhaduria bhúr, or the 'cleft of Bhaduria' hill, is a hot spring which is locally believed to be a branch of Rishi-kund hot spring about two miles further E. S. E. on the other side of the range of hills. The spring, which is much cooler than Rishi-kund, emerges at the foot of Bhaduria hill from amongst masses of quartzite rock accompanied by a free discharge of gaseous bubbles, devoid of smell and unflammable. The water is drunk by men and cattle. Much confervoid growth is present. This seems to be the spring described by Buchanan* as "about five or six miles south from Sita-kunda, at the western foot of the ridge running south from Mungger and at a place called Bhurka." The spring, however, is over seven miles from Sita-kund, and its temperature at my visit was 98.5° F., compared with the temperature of 112° given by Buchanan.

The names of these hot springs, it will be seen, are all trivial, usually meaning simply 'hot water.'

The *Chemical Composition* of the water and of the gaseous contents of the springs could not be very fully ascertained, owing to the great difficulty of properly collecting and carrying off from such remote places a sufficient quantity of material for analysis. In only four instances was I able to collect and safely transport suitable samples of the water, which Dr. Warden, the Chemical Examiner, has very kindly analysed with the results shown in the accompanying table:—

* *Loc. cit.*, p. 197.

TABLE II.

RESULTS OF ANALYSIS EXPRESSED IN PARTS PER 100,000.														
Serial No.	Name of Spring.	Total solid matter.	Chlorine.	Free Ammonia.	Albuminoid Ammonia.	Nitrogen as Nitrates and Nitrites.	HARDNESS IN CLARK'S SCALE.			Nitrates.	Nitrites.	Behaviour of solid residue on ignition.	Sulphites.	Iron.
							Total.	Temporary.	Permanent.					
							1	SibpurLau-lau-dah	32.72					
2	Baramasia.	36.4	1.6	.02	.0048	.029	21.0	12.5	8.5	Trace	Nil	do.	Pre-sent.	?
11	Sita-kund.	19.46	2.46	.0024	.004	.12	9.0	5.5	3.5	Trace	Nil	No blackening	Trace	Pre-sent.
15	Bhaduria-bhur.	13.6	0.52	.0032	.0032	.06	7.0	5.0	2.0	Pre-sent.	Pre-sent.	No blackening	Pre-sent.	Nil

Of the mineral matter of No. 1 sample a considerable proportion seems likely to be chloride of sodium, owing to the large proportion of chlorine and the very slight hardness of this water. In No. 2 sample, the extreme degree of hardness is accounted for by its traversing a lime formation—it seems to contain an excess of carbonate and also of sulphate of lime. The Sita-kund water appears to contain chloride of calcium and perhaps sodium. The absence of blackening of the solid residue on ignition indicated the absence of organic matter from all of the samples. All contained sulphur in the form of sulphates.

The gas evolved at the springs has when sensibly odorous or otherwise been noted in column 13 of Table I—very slight traces of sulphuretted hydrogen are detectable by smell. Nitrogen is a gas which is evolved from hot springs in much greater quantity and more frequently than sulphuretted hydrogen,* but samples of the gas evolved could not be collected for analysis: one characteristic of nitrogen is that it does not support combustion; and in every case the bubbles of gas from the springs extinguished a light, but the bursting of the bubble on the surface would of itself tend to blow out the light. Carbonic acid is occasionally evolved from hot springs—in the last two samples it could not be present in any quantity, judging from the absence of pungency in the taste of these waters: no direct test by lime or otherwise was resorted to: in every case the waters were neutral to test-paper.

* Daubeny on *Volcanos*, p. 558.

In many of the springs the gaseous discharge was so great as to agitate and spurt about the water as if it were boiling.

Very few of the European hot springs are in much repute for therapeutic purposes, few of them coming under the class of mineral springs. Those which are of value are efficaceous mainly as baths, on account of the amount of sulphuretted hydrogen with which they are impregnated; and none of the springs here described contain this gas in large amount. Most of the above hot springs, however, are held in considerable repute by the natives in the neighbourhood as potent remedies, especially for itch, ulcers and other skin affections. But a most essential part of the process of cure consists in the preliminary worship which must be paid to the presiding deity of the spring.

Nearly all of these springs, as may be seen from column 14 of Table I, are worshipped by the Hindu and semi-aboriginal villagers in the vicinity; for these strange outbursts of heated water, boiling up cauldron-like and wreathed in clouds of vapour are regarded by them as supernatural phenomena, and the especial expression of the presence of a deity. The deity usually worshipped at the springs by the semi-aborigines is *Mátá* or *Mái*, the 'mother' goddess—one of the forms of *Káli*—and large melas are held in her honour. She is especially worshipped by those suffering from itch and other skin diseases; also by the barren, both male and female, who all bathe in the water and drink some of it. Goats &c. are sacrificed to her, and the rocks are daubed with vermilion or red-lead and pieces of coloured rags are tied to the nearest bush or tree in her worship. At *Tât-löi* the mela is held in January and is attended by over 100,000 persons. At *Nun-bil* the goddess is called *Nun-bíl devi* and she is believed to especially reside in a large *sál* tree over the spring; her mela is held in December and also is attended by about a lakh (100,000) of persons. The melas at the other springs are less numerously attended. At *Jhariya*, the *Bhuinya ghát-wáls* (of Dravidian type, with short frizzly hair) worship with fowl sacrifice and offerings of rice, the spirit of *Son-mon Pánḍe*, a *bráhmán* priest who is said to have died there. The more Hinduized worshippers, however, believe that their favourite god *Mahadeva* is specially present at all those hot springs, and to him they there offer worship, except at *Síta-kund* where worship of *Rám* and *Síta* is performed.

Curiously enough, the thermal springs of relatively low temperature, which might perhaps be termed 'warm' rather than *hot* springs, are believed by the villagers to be hotter in the very early morning and to become cooler as the day advances—this opinion is evidently founded on the loose subjective sensation of the villagers, who in the cool of the morning remark that the spring, being hotter than the atmosphere,

gives a sensation of decided heat; which contrast becomes less marked during the day when the sun has heated up the earth and air, causing these to approach the temperature of the spring.

The temperature of some of the springs, however, does seem occasionally to undergo actual fluctuation according to season and other conditions not yet well ascertained. This indeed might to a certain extent be expected, seeing that hot springs derive their heat more or less directly from volcanic action—which is essentially subject to alternate periods of activity and relative rest. A notable instance of this fluctuation is cited by Dr. Buchanan in his report on the Sita-kund "spring. He writes: "I visited this spring first on the 7th April, a little after sunrise. The thermometer in the open air stood at 68° F. "and in the hottest part of the reservoir where many air-bubbles rose, "it stood at 130°. The priests said, that about eight days before it had "become cooler, and that the heat would gradually diminish till the "commencement of the rainy season. I visited the spring again on the "20th of April at sunset, the air having been hot all day and parching; "the thermometer in the air stood at 84°, in the well it rose to 122°. "On the 28th April I visited it again a little after sunset, the wind "blowing strong from the east, but not parching. The temperature in "the air was at 90°; in the well it only rose to 92°. The water still "continued clear; but soon after, owing to the reduction of the heat, "and the natives being in consequence able to bathe in the well, the "water became so dirty as to be no longer drinkable by an European. "Indisposition for some time prevented me from being able to revisit "the place; but in the beginning of July, on the commencement of the "rainy season the water, in consequence of the return of the heat, "became again limpid; and on the 26th of that month a native sent "with the thermometer found at sunset that it stood in the air at "90°, and in the water at 132°. In the evening of the 21st September, "the thermometer stood in the air at 88°, in the cistern at 138°, and the "number of air bubbles had very evidently increased."* That record was made about eighty years ago. I find on enquiry from the priests at Sita-kund that the water still becomes slightly cooler in early summer, but since forty years ago it has never become so cool as to permit of bathing, and they endeavour to make a miracle of this by saying that the annual cooling of the pool ceased immediately after the visit of a certain Maharatta rájá. In January of this year I found the highest temperature to be 137° F., and two months later at the same site the temperature registered 136°. When Sir Joseph Hooker visited the place on April

* *Loc. cit.*, p. 197.

1st, 1848, he found the temperature to be only 104° F.* These remarkable fluctuations in the temperature of Síta-kund are well deserving of further inquiry, and Síta-kund is so accessible to residents at Mungir that frequent thermometric observations could readily be carried out there. Several irregular observations by Mr. Masters on the hot springs of the Nám̄ba forest in-Assam† also indicated considerable fluctuations in the temperature of those springs at different seasons.

The springs above described, together with some others already published, form two well-marked chains running parallel to one another in a direction from S. W. to N. E.—the one series being found along the southern flank of the Santal Pargana Hills, and the other about 95 miles further north, in the Kharagpur Hills and chiefly along their southern flank. It is interesting to find historic testimony to the former existence in this latter region of an active volcano: the Chinese pilgrim, Hiuen Tsiang who visited the neighbourhood of Mungir about “the year 634 A. D. records‡ that “by the side of the capital and bordering on the Ganges river is the I-lan-no mountain, from which is “belched forth masses of smoke and vapour which obscure the light of “the sun and moon.”



XIII.—*Natural History Notes from H. M.'s Indian Marine Survey Steamer "Investigator," Commander R. F. HOSKYN, R. N., Commanding—No. 16. The non-indigenous species of the Andaman Flora.—By D. PRAIN.*

[Received 28th February 1890; Read 2nd April 1890.]

The non-indigenous element in a flora—the weeds of cultivation and the cultivated plants—species introduced, involuntarily or intentionally, by man—is not often dealt with apart, since weeds are rarely in themselves interesting, and because a local treatment is hardly satisfactory where cultivated forms are concerned. But the intrusion of this element is a subject of peculiar interest, particularly when it is possible to review it historically, and as opportunities for doing this are rare, it is well to make use of all that occur.

The Indian convict settlement of Port Blair in the Andaman islands affords such an opportunity. This settlement was commenced

* *Himalayan Journals*, I, p. 89.

† Reported by Dr. Prain in the Society's *Proceedings* for 1887, p. 201.

‡ *Si-yu-ki*, translation from the Chinese of Hiuen Tsiang by S. Beal, II, p. 187.

in its present form in 1858, but it occupies the site of a settlement that existed for a few years in the end of the 18th century, so that some common weeds may possibly have been already introduced and established when the present colony was founded. This prevents us from going back without question to the year 1858 as a starting-point in our enquiry; but, while we are unable to do this, we have nevertheless a quite satisfactory date of commencement in the year 1866, for in that year the late Mr. S. Kurz* paid a botanical visit to the Andamans the results of which are embodied in a *Report on the Vegetation of the Andaman Islands*.† As an *Appendix* to this report (pp. 29–59) an *Enumeration of the Plants on the Andaman Islands* is given; in this enumeration and in a tabular *Recapitulation* (pp. 22, 23) Mr. Kurz has distinguished the non-indigenous element and dealt separately with its items. The treatment cannot be better explained than it is by Mr. Kurz himself in the following passage taken from his Report (p. 24):—

“A considerable number of plants on the Andamans are only introduced, though some of these species in the surrounding countries are without any hesitation enumerated in their floras as indigenous. I noted not less than 76 of these introduced species, while in Singapore the numbers are only 31. This great difference, however, is scarcely a real one, as we can be certain that most plants at the latter place are introduced only when they are known to be non-Indian forms.

“The introduced herbaceous plants on the Andamans are 74 in number; thus being in proportion to the woody plants as 37: 1. Of these, seven only are American; which are, therefore, surpassed in number by nine times the introduced species from the old Continent. As regards dissemination, the American species supersede the old Asiatic forms (except grasses), however, in number of individuals.

“An enquiry into the causes of the different modes of immigration of the non-indigenous plants on the Andamans would show that the whole number has been introduced by the agency of man, direct and indirect—a fact which also proves how little chance there is for exotic plants to cross the sea. I am inclined also to believe that introduction by means of winds, birds, &c., is applicable only to continents and adjacent islands, but not to isolated groups of islands. The Andamans will become an instructive spot for inquiries into the change of a flora

* Wilhelm Sulpiz Kurz, native of Augsburg, Curator of the Herbarium of the Royal Botanic Garden, Calcutta, from 1863 till his death in 1878.

† Calcutta; Office of Superintendent of Government Printing, Ed. 2, 1870: [the first issue, a purely official document of which the edition quoted is a reprint, was circulated by the Government of India in 1867.]

“by introductions. As I directed my full attention to herbaceous plants, I hope that I have noted nearly all the plants growing at my “visit in the cleared lands.”

During a brief visit to the Andamans, in November 1889, the writer made as complete a collection as the time at his disposal would permit of the naturalised species in the settlement at Port Blair, in order to ascertain the number and nature of the species introduced between 1866 and 1889. And Dr. King, who paid a short visit to the settlement in April 1890, very kindly collected such weeds as were flowering then, but had not been seen in the previous November. The results of the visits are given below, the plants collected first by Dr. King being indicated by a (K); the following method has been adopted in presenting them:—

1. Cultivated species and weeds—enumerated together by Mr. Kurz—are here dealt with separately.

2. Species (of both kinds) present in 1866 are taken from the *Enumeration* by Mr. Kurz referred to above; for convenience of reference the synonymy of the *Report* has been made to conform with the nomenclature in the *Flora of British India*.*

3. Additional species (of both kinds) are those first met with by the writer in 1889, or by Dr. King in 1890.

It ought to be noted that the list of cultivated species for 1866, as the remarks of Mr. Kurz shew, is not exhaustive. This is equally true of the corresponding list for 1890. It has been felt that an exhaustive list of exotic species could serve no useful purpose; it is sufficient if attention be directed to such plants, introduced since 1866, as may be reasonably supposed to be capable of becoming in the course of time spontaneous or subsponaneous, and to such plants as possess a direct economic interest. The remarks attributed to Mr. Kurz are in every case taken *verbatim* from his report; where necessary the condition of the species in 1889-90 is commented on; when no second remark occurs the condition of the species is to be understood as having remained apparently unchanged during the period between 1866 and 1890.

* This it has been possible to do with certainty since the original specimens on which Mr. Kurz' *Report* is based are preserved in the Calcutta Herbarium and have in every case been re-examined by the writer.

A. SPECIES UNDER CULTIVATION, OBVIOUSLY PLANTED OR INTENTIONALLY INTRODUCED.

I. *Species under cultivation or obviously planted in 1866.*

NAME OF SPECIES.	REMARKS.	
	Condition in 1866 (<i>Kurz</i>).	Condition in 1889-90.
<i>Michelia Champaca</i> <i>Linn.</i>	'Cultivated in gardens at Port Blair.'	
<i>Cananga odorata</i> <i>H. F. & T.</i>	'Cultivated only in the gardens.'	
<i>Anona squamosa</i> <i>Linn.</i>	'Cultivated only in gardens.'	
* <i>Brassica oleracea</i> <i>Linn.</i>	'Many varieties of this plant are cultivated, but do not grow well owing to the great moisture of the atmosphere.'	
5 * <i>B. campestris</i> <i>Linn.</i>	'As the former.'	
* <i>Raphanus sativus</i> <i>Linn.</i>	'Cultivated only.'	
<i>Bixa Orellana</i> <i>Linn.</i>	'Cultivated only.'	Cultivated and appearing spontaneously in waste places.
<i>Hibiscus rosa sinensis</i> <i>Linn.</i>	'Cultivated only.'	
<i>Gossypium barbadense</i> <i>Linn.</i> VAR. <i>acuminatum.</i>	'Cultivated only.'	Cultivated and (as on Mt. Harriet) appearing spontaneously in waste places.
10 <i>Impatiens Balsamina</i> <i>Linn.</i>	'Cultivated in gardens, and sometimes spontaneously.'	
<i>Citrus medica</i> <i>Linn.</i>	'Cultivated in the gardens of Europeans.'	
<i>C. decumana</i> <i>Linn.</i>	[Cultivated in the gardens of Europeans].	
<i>Mangifera indica</i> <i>Linn.</i>	'Cultivated.'	Not very successfully.
<i>Moringa pterygosperma</i> <i>Gaertn.</i>	'A couple of trees observed on Viper island evidently planted.'	Very common everywhere throughout the Settlement.
15 * <i>Lupinus</i> , sp.	'Cultivated in gardens.'	Not seen in 1889 or 1890.
<i>Sesbania grandiflora</i> <i>Pers.</i>	'Cultivated at Hopetown, Ross Island, etc.'	
* <i>Cicerarietinum</i> <i>Linn.</i>	'Cultivated only.'	
* <i>Pisum sativum</i> <i>Linn.</i>	'Cultivated only.'	
<i>Clitoria Ternatea</i> <i>Linn.</i>	'Cultivated and sometimes as wild.'	
20 <i>Canavalia ensiformis</i> <i>DC.</i>	'Cultivated only.'	Mr. Kurz refers to the form distinguished as <i>C. gladiata</i> by M. DeCandolle. The wild form of the plant is indigenous.

NAME OF SPECIES.	REMARKS.	
	Condition in 1866 (<i>Kurr.</i>)	Condition in 1889-90.
Phaseolus, several species. Vigna Catjang <i>Endl.</i>	'Cultivated only in gardens.'	<i>P. lunatus</i> , <i>P. vulgaris</i> and <i>P. Mungo.</i>
25 Pachyrhizus angulatus <i>Rich.</i>	'Much cultivated by native convicts.'	
Dolichos Lablab <i>Linn.</i>	'Cultivated.'	
Cajanus indicus <i>Spreng.</i>	'Cultivated only.'	In many places subspontaneous or spontaneous.
Caesalpinia pulcherrima <i>Siv.</i>	'Cultivated and sometimes wild.'	
Cassia Fistula <i>Linn.</i>	'Only cultivated.'	
30 Acacia Farnesiana <i>Willd.</i>	'Cultivated in gardens at Ross Island.'	
Leucæna glauca <i>Benth.</i>	'Much cultivated on Ross Island.'	
*Rosa, several species.	'Cultivated on Ross Island.'	
*Quisqualis indica <i>Linn.</i>	'Cultivated in gardens.'	
Psidium Guyava <i>Linn.</i>	'In gardens of Europeans, cultivated.'	
35 *Cuphea, sp.	'Cultivated only.'	A good deal planted on Mt. Harriet. Not seen in 1889.
Lawsonia alba <i>Lamk.</i>	'Observed occasionally in the gardens of Europeans.'	
Punica Granatum <i>Linn.</i>	'Only cultivated.'	Used as a hedge at Aberdeen.
*Passiflora laurifolia <i>Linn.</i>	'Cultivated only.'	
Carica Papaya <i>Linn.</i>	'Cultivated in gardens of Europeans.'	
	'Cultivated and spontaneously springing up around Port Blair.'	Now very common along the sides of jungle paths and spreading along the coast within the line of shore vegetation.
40 Trichosanthes cucumerina <i>Linn.</i>	'Cultivated.'	Commonly spontaneous.
T. anguina <i>Linn.</i>	'Cultivated.'	Only in cultivation.
Lagenaria vulgaris <i>Ser.</i>	'Cultivated.'	
Luffa aegyptiaca <i>Mill.</i>	'Cultivated.'	Cultivated and also as an escape.
Benincasia cerifera <i>Savi.</i>	'Cultivated.'	
45 Momordica Charantia <i>Linn.</i>	'Cultivated.'	
M. dioica <i>Rozb.</i>	'Cultivated.'	
Cucumis Melo <i>Linn.</i>	'Cultivated.'	
C. sativus <i>Linn.</i>	'Cultivated.'	
Citrullus vulgaris, <i>Schrad.</i>	'Cultivated.'	

NAMES OF SPECIES.	REMARKS.		
	Condition in 1866 (<i>Kurz.</i>)	Condition in 1889-90.	
50 <i>Cucurbita maxima</i> <i>Duchesne.</i>	'Cultivated.'		
* <i>Opuntia</i> * <i>Cereus</i> * <i>Melocactus</i> * <i>Epiphyllum</i>	} Several species. 'In the gardens of Europeans.'		
55 * <i>Echinocactus</i>			
* <i>Carum Roxburghianum</i> <i>Benth.</i>		'Cultivated.'	
* <i>Peucedanum graveolens</i> <i>Benth.</i>		'Cultivated.'	
* <i>Coriandrum sativum</i> <i>Linn.</i>	'Cultivated.'		
* <i>Cuminum Cyminum</i> <i>Linn.</i>	'Cultivated.'		
60 * <i>Bondeletia speciosa</i> <i>Lodd.</i>	'Cultivated in gardens.'		
* <i>Pentas carnea</i> <i>Benth.</i>	'Cultivated in gardens.'		
<i>Zinnia</i> , several species.	'Cultivated in gardens.'	Frequently subspon- taneous.	
* <i>Rudbeckia</i> , species.	'Cultivated in gardens.'		
* <i>Coreopsis</i> , several species.	[Cultivated in gardens.]		
65 <i>Tagetes</i> , several species.	[Cultivated in gardens.]	Also in waste places near the houses of 'self-supporter' convict colonists, common.	
<i>Plumbago rosea</i> <i>Linn.</i>	'Cultivated in gardens.'		
<i>Jasminum</i> , several sp.	'Cultivated in the gardens of Europeans.'		
<i>Allamanda cathartica</i> <i>Linn.</i>	'Cultivated in gardens.'		
<i>Thevetia neriifolia</i> <i>Juss.</i>	'Cultivated in gardens.'		
70 <i>Vinca rosea</i> <i>Linn.</i>	'Cultivated and sometimes as wild.'	Very common in waste places on Ross Island, and about Aberdeen.	
<i>Plumeria acutifolia</i> <i>Poir.</i>	'Cultivated only.'	A very favourite shrub in all the European gardens.	
<i>Nerium odorum</i> <i>Sol.</i>	'Cultivated only.'		
* <i>Heliotropium peruvianum</i> <i>Linn.</i>	'Cultivated only.'		
<i>Ipomœa Bona-nox</i> <i>Linn.</i>	'Cultivated only in gardens of Europeans.'		
75 <i>I. Quamoclit</i> <i>Linn.</i>	'Cultivated in gardens, and now occurring as wild on Ross Island.'		
<i>I. Batatas</i> <i>Lamk.</i>	'Cultivated only.'	The Sweet-potato is rather largely cultivated in the Settlement.	
<i>Lycopersicum esculentum</i> <i>Mill.</i>	'Much cultivated by native convicts.'		

NAME OF SPECIES.	REMARKS.	
	Condition in 1866 (<i>Kurz</i>).	Condition in 1889-90.
Solanum Melongena <i>Linn.</i>	'Much cultivated in native gardens and occasionally as wild.'	Often in waste places along with <i>S. indicum</i> and <i>S. ferox</i> ; less often with <i>S. torvum</i> .
80 Capsicum, several species.	'In cultivation by native convicts.'	Both the Chillee (<i>C. frutescens</i>) and the Bird's-eye Chillee (<i>C. minimum</i>) are much cultivated and the latter—the one with small elongated erect berries—is now a frequent weed in waste places. The Big Chillee (<i>C. grossum</i>) with large round red berries is very little grown.
Datura, species.	'Cultivated in gardens.'	There was no <i>Datura</i> in cultivation, so far as I could see, but <i>D. fastuosa</i> Linn. is now a common weed on rubbish-heaps and in waste places.
Nicotiana Tabacum <i>Linn.</i>	'Cultivated on Mt. Harriet, etc.'	Systematically cultivated as one of the industries of the Settlement.
*Petunia violacea <i>Linn.</i>	'Cultivated in gardens.'	
85 *Russelia juncea Zucc.	'Cultivated in gardens.'	
Justicia Gendarussa <i>Linn. f.</i>	'Cultivated in gardens.'	
Graptophyllum hortense <i>Nees.</i>	'As the former.'	
Lantana camara <i>Linn.</i>	'About Aberdeen, amongst the shrubberies as wild but rare.'	Common at Aberdeen and also on Ross Island where it is planted and trimmed into a hedge!
Stachytarpheta indica <i>Vahl.</i>	'Cultivated in gardens, at present covering all the sides of Ross Island and around Aberdeen.'	Now also in many places on the opposite side of the harbour, as at Hope-town, Mitakari, etc., but never in gardens, either native or European.
90 *Verbena Aubletia <i>Linn.</i> and other species.	'Cultivated in gardens.'	
Duranta Plumieri <i>Jacq.</i>	'Cultivated in gardens.'	
Vitex trifolia <i>Linn.</i>	'Only cultivated in gardens.'	Cultivated, but much more often quite spontaneous.
Ocimum sanctum <i>Linn.</i>	'Cultivated lands at Ross Island, introduced.'	Also in gardens, both of Europeans and natives, though very frequent in waste places all over the Settlement.

NAMES OF SPECIES.	REMARKS.	
	Condition in 1866 (<i>Kurz</i>).	Condition in 1889-90.
* <i>Salvia coccinea</i> Linn. and other species.	'Cultivated in gardens of Europeans.'	
95 <i>Plantago major</i> Linn.	'Cultivated in native gardens.'	Not seen in 1889 or 1890.
<i>Mirabilis Jalapa</i> Linn.	'Only cultivated in gardens.'	Now not infrequently spontaneous.
<i>Celosia cristata</i> Linn.	'Cultivated in gardens.'	
<i>Amarantus</i> , several species.	'Cultivated in native gardens.'	<i>A. paniculatus</i> and <i>A. caudatus</i> .
<i>Gomphrena globosa</i> Linn.	'Cultivated and sometimes as wild.'	
100 <i>Piper Betle</i> Linn.	'Cultivated by convicts.'	
* <i>Euphorbia pulcherrima</i> Willd.	'In gardens, cultivated.'	
<i>Jatropha multifida</i> Linn.	'Cultivated only.'	
<i>Jatropha purgans</i> Linn.	'Cultivated only.'	
<i>Ricinus communis</i> Linn.	'Cultivated only.'	Cultivated but also spontaneous on all rubbish heaps and in every waste place and by roadsides.
105 <i>Cannabis sativa</i> Linn.	'Cultivated only.'	
<i>Artocarpus integrifolia</i> Linn.	'Cultivated only.'	
<i>Casuarina equisetifolia</i> Forst.	'At Ross Island, cultivated'	Also now extensively planted on Mt. Harriet and many seedlings appearing. This species is, however, <i>indigenous</i> in the Andamans; Col. Cadell, V. C., Chief Commissioner, tells me it is plentiful at Casuarina Bay on the west side of N. Andaman.
<i>Curcuma</i> , several species.	'Cultivated.'	
<i>Canna indica</i> Linn.	'Cultivated in gardens and sometimes wild in jungles, where it has been sown.'	
110 <i>Musa sapientum</i> Linn.	'Cultivated everywhere.'	
<i>Ananas sativa</i> Adans.	'Now everywhere cultivated and producing fruit of good quality.'	
* <i>Belamcanda sinensis</i> Adans.	'In gardens; cultivated.'	
* <i>Zephyranthes</i> , species.	'Cultivated in gardens.'	
* <i>Hippeastrum</i> , species.	[Cultivated in gardens'].	

II. *Species cultivated or planted, or obviously introduced, seen in 1889 and 1890 not present in 1866.*

NAMES OF SPECIES.	REMARKS.
125 <i>Anona reticulata</i> Linn. <i>Garcinia Mangostana</i> Linn. <i>Camellia theifera</i> Griff.	Cultivated. Cultivated and doing well. Systematically cultivated as one of the industries of the Settlement; the tea produced is of excellent quality.
Hibiscus esculentus Linn. H. Sabdariffa Linn. Durio Zibethinus DC.	Cultivated in gardens. Cultivated by convicts. Cultivated.
130 <i>Swietenia Mahogani</i> Linn. <i>S. macrophylla</i> King.	Planted. Planted and thriving well, does much better than the true mahogany.
* <i>Nephelium Litchi</i> Camb. <i>Phaseolus trilobus</i> Ait.	Cultivated but with poor results. Cultivated by convicts, but also very common in waste places as a weed.
<i>Bauhinia acuminata</i> , Linn.	Cultivated, but also appearing spontaneously. (K.)
135 <i>Poinciana regia</i> Boj. Brownea, several varieties. <i>Amherstia nobilis</i> Wall.	Planted. Planted. Planted and thrives very well.
Tamarindus indica Linn. Saraca indica Linn.	Planted. Planted.
140 <i>Pithecolobium dulce</i> Benth.	Planted as a shade-tree and also trimmed as a hedge; many seedlings appearing spontaneously.
P. Saman Benth.	Planted very generally; does well on roadsides and on ground too indiscriminately cleared—which few native species will.*

* *Pithecolobium Saman*, the Rain-tree, a native of the West Indies, Central America, Venezuela and Guiana, though yielding a timber useless except as firewood is nevertheless a valuable tree. It is a fast-growing and easily-raised species and, if planted along with more valuable kinds, forms an effective nurse for these during the earlier years of their growth. It also yields a valuable crop of sweet pulpy pods greedily eaten by cattle. It is said, moreover, to improve the quality of land encrusted with *reh* inflorescence. The following girth measurements of 13 trees in the Botanic Garden, Calcutta, will give some idea of the rate at which the species grows. The measurements in every case are taken at 60 inches from the surface of the soil—the trees measured were not selected (except No. 13 which was added as being the largest in the whole line) but were contiguous trees in the road known as the *College avenue*. The trees all date from 1876; the measurements were made in January 1890.

	ft.	in.		ft.	in.
No. 1.	5	5½	No. 8.	5	1
" 2.	6	4	" 9.	5	4
" 3.	6	4	" 10.	6	7
" 4.	5	7	" 11.	7	3
" 5.	7	5	" 12.	5	11½
" 6.	7	6	" 13.	8	3
" 7.	6	10½			
			average girth	6	5½

NAMES OF SPECIES.	REMARKS.
<i>Melalencia Lencadendron Linn.</i>	Planted.
<i>Eugenia Jambos Linn.</i>	Cultivated.
* <i>Daucus Carota Linn.</i>	Cultivated.
145 <i>Ixora coccinea Linn.</i>	Very common in gardens of Europeans.
* <i>Coffea arabica Linn.</i>	Cultivated.
<i>Carissa Carandas Linn.</i>	Cultivated, not very successfully.
<i>Ipomœa coccinea Linn.</i>	In gardens, but also a frequent escape.
<i>Solanum tuberosum Linn.</i>	The potato does very poorly.
150 <i>Physalis peruviana Linn.</i>	Cultivated.
<i>Torenia, sp.</i>	Cultivated, but also often appearing spontaneously.
<i>Thunbergia alata Boj.</i>	Cultivated, but also appearing as an escape, <i>e. g.</i> , at Namuna ghat. (K.)
<i>T. erecta T. And.</i>	Planted as a hedge on Mt. Harriet.
<i>Dædalacanthus salaccensis</i>	Frequent in gardens.
<i>T. And.</i>	
155 <i>Tectona grandis Linn. f.</i>	The teak-plantations under the care of the Forest Department are doing exceedingly well.*
<i>Bougainvillea glabra Choisy.</i>	In gardens of Europeans.
<i>Deeringia celosioides Br.</i>	In gardens, but also appearing subspontaneously.
<i>Cinnamomum zeylanicum,</i>	Cultivated and doing very well. (K.)
<i>Breyn.</i>	
<i>Euphorbia antiquorum Linn.</i>	Grown as a hedge-plant.
160 <i>Ficus bengalensis Linn.</i>	Planted.
<i>F. Rumphii Blume.</i>	Largely planted on roadsides at Aberdeen under the impression that it was the Pipal (<i>F. religiosa</i>).
<i>F. religiosa Linn.</i>	A few trees only.
<i>Ravenala madagascariensis</i>	Planted.
<i>Adans.</i>	
<i>Agave vivipara Linn.</i>	Very common in gardens of Europeans.
165 <i>Dioscorea sativa Linn.</i>	Cultivated.
<i>Colocasia antiquorum Schott.</i>	Cultivated but also appearing spontaneously in marshy spots around Aberdeen.
<i>Bambusa Brandisii Munro.</i>	} { These Bamboos have been planted somewhat extensively throughout the Settlement.
<i>Dendrocalamus strictus Nees.</i>	
169 <i>Cephalostachyum pergracile</i> <i>Munro.</i>	

These intentionally introduced species belong to three distinct classes :—

1. *Such as probably never could become naturalized*—truly exotic species, such as temperate vegetables and garden flowers and plants

The name Rain-tree is derived from a phenomenon of condensation or exudation (both explanations have been offered) *said to be exhibited by the tree in America*; in India nothing of the sort occurs.

* It should be noted also that the Forest Department is actively engaged in propagating *Padouk*, a very valuable indigenous timber tree (*Pterocarpus indicus* Willd.) and that the Andamanese *Pyenmah*, another good timber tree (*Lagerstrœmia hypoleuca* Kurz) is extensively planted.

that affect a drier climate than that of the Andamans; such species have been distinguished by an (*) :—

2. *Such as might be expected to hold their own in the struggle for existence* should the Settlement happen to be abandoned—a class the precise limits of which cannot be laid down with certainty; this is the class not marked (*) and at the same time not noted as occurring spontaneously; it is moreover from this that the next class is recruited;

3. *Such as are naturalized in the Andamans now*—the species for which there was evidence either in 1866 or 1890 that spontaneous appearance has actually commenced.

The two former classes do not require further consideration; taken in detail we find that of the last class 14 species were naturalized prior to 1866. These were :—

<i>Impatiens Balsamina.</i>	<i>Lantana camara.</i>
<i>Olitoria Ternatea.</i>	<i>Stachytarpheta indica.</i>
<i>Cajanus indicus.</i>	<i>Ocimum sanctum.</i>
<i>Carica Papaya.</i>	<i>Gomphrena globosa.</i>
<i>Vinca rosea.</i>	<i>Canna indica.</i>
<i>Ipomœa Quamoclit.</i>	<i>Cocos nucifera.</i>
<i>Solanum Melongena.</i>	<i>Cynodon Dactylon.</i>

Before 1889 14 other species, that had been introduced prior to 1866 but had not at that date become naturalised, had begun to appear spontaneously. These were :—

<i>Bixa Orellana.</i>	<i>Capsicum minimum.</i>
<i>Gossypium barbadense.</i>	<i>Datura fastuosa.</i>
<i>Moringa pterygosperma.</i>	<i>Vitex trifolia.</i>
<i>Trichosanthes cucumerina.</i>	<i>Mirabilis Jalapa.</i>
<i>Luffa ægyptiaca.</i>	<i>Ricinus communis.</i>
<i>Zinnia elegans.</i>	<i>Casuaria equisetifolia.</i>
<i>Tagetes, sp.</i>	<i>Coix Lachryma.</i>

At the same time 9 other species not present in the Andamans at all in 1866 were nevertheless appearing spontaneously in 1890. These were :—

<i>Phaseolus trilobus.</i>	<i>Ipomœa coccinea.</i>
<i>Bauhinia acuminata.</i>	<i>Torenia, sp.</i>
<i>Pithecolobium dulce.</i>	<i>Thunbergia alata.</i>
<i>P. Saman.</i>	<i>Deeringia celosiodes.</i>

Colocasia antiquorum.

So that in 1890 there were in the Andamans no fewer than 37 species occurring spontaneously that had originally been intentionally introduced, as against 14 species of this kind in 1866.

It is necessary to note further that one species, *Zea Mays*, which

Mr. Kurz found occurring spontaneously in 1866, was only seen cultivated in 1889 and 1890.

B. WEEDS OR UNINTENTIONALLY INTRODUCED SPECIES.

III. *Species unintentionally introduced prior to 1866.*

NAME OF SPECIES.	REMARKS.	
	Condition in 1866 (<i>Kurz</i>).	Condition in 1889-90.
<i>Cleome viscosa</i> Linn.	'Cultivated lands, Ross Island, introduced and rare.'	Still rare.
<i>Saponaria</i> <i>Vaccaria</i> Linn.	'Cultivated lands near Aberdeen, introduced and rare.'	Not seen in 1889 or 1890.
<i>Portulaca</i> <i>oleracea</i> Linn.	'Cleared lands around Aberdeen, Haddo, on Ross Island, etc., introduced.'	Observed at Rangachang also, which is almost the extreme limit of the Settlement.
<i>Portulaca</i> <i>quadrifida</i> Linn.	'Cleared lands around Port Blair, introduced.'	Much more unusual than the preceding.
5 <i>Sidacarpinifolia</i> Linn.	'Cleared lands, Aberdeen, Ross Island, etc., introduced.'	Very common all over the Settlement.
<i>Oxalis</i> <i>corniculata</i> Linn.	'Cultivated lands around Port Blair, introduced and rare.'	Still exceedingly uncommon; not seen on Ross Island.
<i>Cardiospermum</i> <i>Halicacabum</i> Linn.	'Cleared lands around Aberdeen, common but introduced.'	
<i>Desmodium</i> <i>triflorum</i> DC.	'Common in cleared lands around Port Blair, introduced.'	Very common on the drier grassy slopes all over the Settlement.
<i>Cassia</i> <i>alata</i> Linn.	'Hopetown, as wild, but evidently introduced.'	Very common near Hopetown, not seen elsewhere.
10 <i>Mimosa</i> <i>pudica</i> Linn.	'Cleared lands around Aberdeen and Phoenix Bay, rare, introduced.'	Very common throughout the whole extent of the Settlement.
<i>Bryophyllum</i> <i>calycinum</i> Salisb.	'On Ross Island, in cultivated lands, rare, and evidently introduced.'	Not seen in 1889 or 1890.
<i>Ludwigia</i> <i>prostrata</i> Rosb.	'From Aberdeen to Haddo on wet places, appears to be introduced with rice.' The <i>L. parviflora</i> of Mr. Kurz's list. Both sp. are now common but Mr. Kurz only gathered this one.	Common in the rice fields reclaimed from mangrove swamps all over the Settlement.
<i>Mukia</i> <i>scabrella</i> Arn.	'Aberdeen, cultivated lands, rare, introduced.'	Not uncommon about the Settlement.
<i>Dentella</i> <i>repens</i> Forst.	'Cultivated lands on Ross Island, around Aberdeen, etc., introduced.'	

NAME OF SPECIES.	REMARKS.	
	Condition in 1866 (<i>Kurz.</i>)	Condition in 1889-90.
15 <i>Oldenlandia corymbosa</i> Linn. <i>Vernonia cinerea</i> Less.	'Cultivated lands around Port Blair, introduced.'	A very common species.
<i>Elephantopus scaber</i> Linn. <i>Ageratum conyzoides</i> Linn.	'Common all over the cleared lands but only introduced.'	Not seen in 1889 or 1890.
<i>Blumea amplexans</i> DC.	'Ross island in cultivated lands, rare, introduced.'	Not seen in 1889 or 1890.
20 <i>Eclipta alba</i> Hassk.	'Common on cleared ground, rapidly penetrating into the jungles whenever a little cleared, introduced.'	Common everywhere, but possibly indigenous.
<i>Synedrella nodiflora</i> Gaertn.	'Phoenix Bay, cleared lands, introduced.'	Common everywhere, but possibly indigenous.
<i>Centipeda orbicularis</i> Lour.	'Common on cultivated or cleared lands around Port Blair, introduced.'	Extremely common everywhere and in two strikingly distinct conditions; one, the genuine plant, and another, larger in habit and ranker of growth but smoother in all its parts, strikingly like <i>Blainvillea latifolia</i> at first sight.
<i>Heliotropium indicum</i> Linn.	'Common on cleared lands around Hopetown and Aberdeen, introduced.'	Extremely common everywhere and in two strikingly distinct conditions; one, the genuine plant, and another, larger in habit and ranker of growth but smoother in all its parts, strikingly like <i>Blainvillea latifolia</i> at first sight.
<i>Cynoglossum micranthum</i> Desf.	'(Blainvillea latifolia Kurz, non DC.); 'cultivated lands, Ross Island, rare, introduced'; (<i>Spilanthus oleracea</i> Kurz, non Linn.).	Extremely common everywhere and in two strikingly distinct conditions; one, the genuine plant, and another, larger in habit and ranker of growth but smoother in all its parts, strikingly like <i>Blainvillea latifolia</i> at first sight.
25 <i>Solanum nigrum</i> Linn.	'Cultivated lands on Ross Island, around Aberdeen, etc., introduced.'	Not very common.
<i>Solanum torvum</i> Sw.	'Cultivated lands around Aberdeen, rare and introduced.'	Not seen in November, 1889 found in April, 1890.
<i>Solanum xanthocarpum</i> Schrad.	'Between Aberdeen and Phoenix Bay, I suspect introduced only, as I saw it nowhere else.'	Very common.
<i>Angelonia salicariaefolia</i> H. B. & K.	'Cultivated lands around Aberdeen, rare, introduced.'	Very common.
<i>Mazus rugosus</i> Lour.	'Around Aberdeen, etc.; introduced.'	Not at all common.
30 <i>Vandellia crustacea</i> Benth. <i>Bonnaya veronicæfolia</i> Benth.	'Cleared lands around Phoenix Bay and Aberdeen; introduced.'	Not common.
	'Common in cultivated lands on Ross Island; introduced.'	Not common.
	'Cultivated lands around Aberdeen; introduced.'	
	'In cultivated lands around Port Blair; introduced.'	
	'Cultivated lands around Aberdeen; introduced.'	

NAMES OF SPECIES.	REMARKS.	
	Condition in 1866 (<i>Kurz.</i>)	Condition in 1889-90.
<i>Scoparia dulcis</i> Linn.	'Common all over the cleared lands around Port Blair and penetrating into the jungles; introduced.'	
<i>Rungia parviflora</i> Nees var. <i>pectinata</i> Clarke.	'Andamans.'	On Ross Island, and evidently introduced, not common.
<i>Lippia nodiflora</i> Rich.	'Cleared lands all around Port Blair, and becoming very fleshy along the sea shores; introduced.'	
35 <i>Leucas linifolia</i> <i>Spreng.</i>	'Cultivated lands, on Chatham Island; introduced and still rare.'	Not yet on the mainland or on Ross Island apparently.
<i>Celosia argentea</i> Linn.	'Cleared lands around Haddo; rare; introduced.'	Still rare.
<i>Amarantus spinosus</i> Linn.	'Cultivated lands around Phoenix Bay; introduced and rare.'	Still rare.
<i>A. viridis</i> Linn.	'Rather common in cleared lands at Aberdeen, Ross Island, Haddo, etc.; introduced.'	Very common.
<i>Alternanthera sessilis</i> R. Br.	'Common in cleared lands along roads, etc., at Port Blair; introduced.'	Common.
40 <i>Polygonum barbatum</i> Linn.	'Some shoots of species of this genus I observed in the cultivated lands around Haddo; evidently introduced.'	Common in the ditches about Aberdeen.
<i>Euphorbia pilulifera</i> Linn.	'Cultivated lands around Port Blair; common; introduced.'	
<i>E. thymifolia</i> Burm.	'Along roads, in cultivated lands, etc., around Port Blair; introduced.'	
<i>Cyperus polystachyus</i> Rottb.	'Cultivated lands between Aberdeen and Navy Point; introduced.'	
<i>C. distans</i> Linn. fil.	'Ross Island and other stations, in pasture ground; introduced.'	
45 <i>C. compressus</i> Linn.	'Cultivated lands here and there around Port Blair; introduced.'	
<i>C. Iria</i> Linn.	'Rather rare, in wet places at Ross Island, etc.; introduced.'	Not now very rare.
<i>Kyllinga monocephala</i> Rottb.	'Cleared lands around Port Blair; introduced.'	Common; both type and var. <i>subtriceps</i> . <i>K. triiceps</i> of Kurz' list is only this latter variety.

NAMES OF SPECIES.	REMARKS.	
	Condition in 1866 (<i>Kurz.</i>)	Condition in 1889-90.
Fimbristylis diphylla <i>Vahl.</i>	'Common all over the cleared lands around Port Blair; introduced.' The <i>F. miliacea</i> of Kurz' list is only another state of this species and is not <i>F. miliacea</i> of Vahl.	Perhaps indigenous.
Paspalum filiculmum <i>Nees.</i>	'On Ross Island; introduced.'	Common.
50 P. scrobiculatum <i>Linn.</i>	'Cultivated lands around Port Blair; introduced.'	
Eriochloa annulata <i>Nees.</i>	'On Ross Island; introduced.'	Also about Aberdeen.
Panicum Colonum <i>Linn.</i>	'South Point, Aberdeen, etc., in cultivated lands; introduced.'	
P. ciliare <i>Retz.</i>	'Common in cultivated lands around Port Blair; introduced.'	
P. sanguinale <i>Linn.</i>	'Cultivated lands around Port Blair; introduced.'	
55 Andropogon pseudo- ischæmum <i>Nees.</i>	'Cultivated lands and gardens at Ross Island; introduced.'	
A. contortum <i>Linn.</i>	'Only in garden land on Ross Island; introduced.'	Common everywhere.
Chrysopogon aciculatum <i>Trin.</i>	'Common on Chatham Island; introduced.'	Common throughout the Settlement.
Sporobolus diander <i>Trin.</i>	'Common on Chatham Island; introduced.'	Very common throughout the Settlement.
Eleusine indica <i>Gaertn.</i>	'Cultivated lands everywhere around Port Blair; introduced.'	
60 E. aegyptiaca <i>Pers.</i>	'Cultivated lands on Ross Island; introduced.'	Common every where around Port Blair.
61 Leptochloa filiformis <i>R. Br.</i>	'Along the path from Phoenix Bay to Aberdeen; scarce; introduced.'	

IV. *Species unintentionally introduced between 1866 and 1890.*

NAME OF SPECIES.	REMARKS.
Sida rhombifolia <i>Linn.</i>	Everywhere throughout the Settlement and quite as common as <i>S. carpinifolia</i> is. Occasional.
Melochia corchorifolia <i>Linn.</i>	
Triumfetta rhomboidea <i>Jacq.</i>	
65 Crotalaria retusa <i>Linn.</i>	On Ross Island, and also at Aberdeen, not yet very common. Not infrequent about Aberdeen, not seen in cultivation.

NAMES OF SPECIES.	REMARKS.
Smithia sensitiva Linn. Desmodium polycarpon DC.	Common on dry grassy slopes at Aberdeen. Common at North Bay and on the cleared hill-sides above. Not met with by Mr. Kurz, but, perhaps, it may be indigenous for it also occurs on Great Coco Island and Barren Island.
D. auricomum Grah.	Common along with <i>Smithia</i> and with <i>Desmodium triflorum</i> . It is rather an interesting addition to the Flora, for though a mere weed this plant has hitherto only been collected in Tenasserim, Martaban and Arracan.
70 Alysicarpus vaginalis DC. Cassia occidentalis Linn. C. Tora Linn. Ammannia baccifera Linn. Jussiaea suffruticosa Lamk.	Common on grassy slopes (K.) Common (K.). Very common everywhere. In wet places, not uncommon. In wet places, along with the two <i>Ludwigias</i> and much more plentiful than either.
Ludwigia parviflora Roxb.	Common in ricefields, but not quite so frequent as <i>L. prostrata</i> .
75 Hydrocotyle asiatica Linn.	Common on stone walls and roadsides all over Ross Island, but not yet present on the mainland or on the other islands.
Oldenlandia diffusa Roxb. O. crystallina Linn.	Aberdeen etc., not very common. The commonest <i>Oldenlandia</i> on Ross Island. The commonest both at Aberdeen and on Mt. Harriet is <i>O. corymbosa</i> .
O. paniculata Linn.; forma 'minima' = <i>Hedyotis minima</i> Burm.	Common on Ross Island and obtained both by the writer in 1889 and by Dr. King in 1890.
Adenostemma viscosum Forst.	Only met with in one place on a rubbish heap Ross Island.
80 Blumea glomerata DC. Wedelia calendulacea Less. Cosmos sulphureus Cav.	Common on Ross Island, etc., (K.). Ross Island only (K.) Very common on hill sides and waste places. This the writer was assured had never been grown as a garden plant. It forms large patches where it occurs, the individual plants being 6 to 10 feet in height.
Tridax procumbens Linn.	Common on Ross, not yet common on the mainland.
85 Crepis japonica Benth. Sonchus arvensis Linn. Launea nudicaulis Less. Ipomoea aquatica Forst.	Introduced at Aberdeen (K.). Common in gravel pits on Mt. Harriet. Both on Ross and at Aberdeen (K.). In ponds at Aberdeen; the mode of introduction of this species is open to question. It may have been introduced by birds, but it may equally well have been introduced as a weed.
Solanum ferox Linn.	Very common all over the settlement on drier hill sides along with <i>S. torrum</i> .
S. indicum Linn.	Quite as common as the preceding. [<i>S. nigrum</i> and <i>S. xanthocarpum</i> , though introduced before 1866, are by no means so frequent.]
90 Phytalis minima Linn. Striga lutea Lour.	Not at all common. Common on dry hill sides at Aberdeen, parasitic on introduced grasses.
Sesamum indicum DC.	Frequent (K.).

NAMES OF SPECIES.	REMARKS.
Phayloopsis parviflora Willd. Hygrophila quadrivalvis Nees.	Rare, on Ross only (K.). Common in wet places along with <i>Jussiaea</i> and <i>Ludwigia</i> .
95 Lippia geminata H. B. K. Hyptis brevipes Poit. Boerhaavia repens Linn.	At Namuna ghat (K), rare. Common (K.). Not common and not met with by Mr. Kurz ; it may, however, be indigenous ; it certainly seems to be so on Great Coco Island.
Aerna lanata Juss. Achyranthes aspera Linn.	Not very common. Very common in every part of the settlement and penetrating into the jungles.
100 Phyllanthus urinaria Linn.	Common on Ross and on Mt. Harriet ; not so plentiful at Aberdeen.
Monochoria vaginalis Presl.	In ponds at Aberdeen ; perhaps introduced by means of wading-birds.*
Paspalum distichum Linn.	Common on Ross and at Hopetown.
P. pedicellatum Nees.	Common on Ross, not seen elsewhere.
Panicum erucæforme Sibth.	Aberdeen, common.
105 P. excurrens Trin.	By edge of pond at Abardeen.
P. longipes W. & A.	On Mt. Harriet.
P. myosuroides R. Br.	Very common.
Imperata cylindrica Kunth.	Common everywhere.
Rottbœllia exaltata Linn.	Common in marshy ground about Aberdeen and Haddo.

* There is another species that has, however, been excluded from this list, because neither Dr. King in 1890 nor the writer in 1889 met with it, to which the same remark applies. This species is *Barclaya longifolia*. The Andamans is first given as a locality for this species in King : *Materials for a Flora of the Malayan Peninsula*, p. 34. The Andamans specimens were obtained by one of Dr. King's garden collectors in 1884 in a ditch among rice-fields near Haddo. It may be said with something like certainty that the species was not there in 1858 ; at all events there was no rice-field and no ditch then. And it is almost as certain that it was not present in 1866, for Mr. Kurz, as his *Report* shews, gave particular attention to aquatic vegetation, yet he did not meet with it. Probably the ditch where Dr. King's collector found *Barclaya*, like the pond where the writer found *Monochoria* and *Ceratopteris*, did not exist at all in 1886. Another circumstance that tends to confirm the idea of the introduction being recent is that it does not appear to be present in any of the ditches or ponds examined by the writer in 1889, and Dr. King, to whom this fact was particularly mentioned, and who looked for *Barclaya* with especial care in 1890, was equally unsuccessful in his search. It may, therefore, be safely presumed to be still quite local. For the appearance of *Barclaya*, as for that of *Monochoria*, bird-agency at once suggests itself ; introduction by indirect human agency is not, however, precluded in either case. Allowing the mode of introduction to be a point altogether doubtful, there still remains an interesting fact—this species (like *Desmodium auricomum*) is one hitherto only known from the opposite shores of the Andaman Sea. And this fact weakens the evidence from other sources as to introduction ; for it is the Burmese, and particularly the *Pegu-Tenasserim* element, that seems to predominate in the indigenous Andaman flora.

NAMES OF SPECIES.	REMARKS.
110 <i>Ischæmum rugosum</i> Nees. <i>I. ciliare</i> Retz. <i>Anthistiria scandens</i> Romb. <i>Chloris barbata</i> Sw. <i>Eragrostis unioloides</i> Nees.	Aberdeen. Aberdeen, rather common. Aberdeen, very common. Ross Island and Aberdeen. Very common on Ross Island, not seen at Aberdeen.
115 { <i>Selaginella proniflora</i> Bak. { <i>Cheilanthes tenuifolia</i> Sw. { <i>Ceratopteris thalictroides</i> Brogn.	Very plentiful everywhere on Ross, but not present either at Aberdeen, Hopetown or Viper. On gravelly roadsides at Aberdeen. In ponds at Aberdeen; possibly introduced by water-birds; (see note on <i>Monochoria vaginalis</i> .)

Comparing the state of affairs in 1866 with that prevailing in 1890 we find that at the former date there were present in the Andamans 61 weeds of cultivation of which 58 were again met with, either in November 1889 or in April 1890. But too great weight should not be placed on the absence of any plant, since it is quite possible that in visits of such short duration as those of the writer and Dr. King species that are not very common might easily be overlooked.

In November 1889 and in April 1890, on the other hand, we find that not only were 58, or 95 %, of the weeds of 1866, present, but that 56 others had found their way into the settlement during the interval between 1866 and 1890.

Briefly reviewed the results indicated by these four lists are :—

1. That in 1866 15 intentionally introduced plants and 61 weeds of cultivation had apparently or actually become so established in the Andamans that, though not indigenous plants, they had become an integral portion of the Andamans flora.

2. That by 1890 14 more of the plants intentionally introduced prior to, but only seen under cultivation in, 1866 had become similarly naturalised; that along with these 9 species, intentionally introduced during the interval between 1866 and 1890, had begun to appear spontaneously; also, that during the same interval 56 more weeds had been introduced.

3. That, on the other hand, a species appearing spontaneously in 1866 was only seen cultivated in 1890, and that three of the 1866 weeds were not met with in 1889 or 1890.

The subjoined table exhibits the intrusion of the non-indigenous element at present existing in the flora of the Andamans.

TABLE I. *Intrusion of non-indigenous Andamans plants.*

Non-indigenous species :—					
Introduced intentionally :—			Introduced unintentionally :—		
Prior to 1886 :—		During 1886-90 :—	Prior to 1886 :—		During 1886-90.
Natura- lised in 1866 :—	Natura- lised in 1890 :—	Naturalised in 1890 :—	Seen in 1866 :—	Seen in 1889 or 1890 :—	Seen in 1889 or 1890 :—
	[(15 - 1) + 14]			(61 - 3)	
15.	28.	9.	61.	58.	56.
<hr/>					
Total for 1866.		15 + 61		=	76.
Total for period 1866-90.		14 + 9 + 56		=	79.
Total for 1890.		28 + 9 + 58 + 56		=	151.

During his stay in the Andamans in 1866 Mr. Kurz observed 520 indigenous species. But he has pointed out (*Report*, p. 19) that this "is only an approximation to the actual number existing on the islands." Since 1866 the number of indigenous species has been raised to about 600. Mr. Kurz has recorded the number of species found growing on 100 square yards in a suitable locality in the interior on the eastern side of the island and not far from Aberdeen. He shews (*Report*, p. 21) that an estimate based on this record and extended to the rest of the islands of the Andaman group gives scarcely more than 600 or 700 species for the whole. At the same time, he thinks that an estimate of the same kind deduced from the conditions that prevail on the western side of the island would give quite other results, and, taking everything into consideration, he concludes that "the number of really indigenous phænogamic plants may range between 1500 and 1800 species." In all probability the second estimate is too high and perhaps a number nearer 1000 will be ultimately found to express the actual total of indigenous phanerogams. But the question need not be discussed here, and if in the meantime absolute records of the appearance of non-indigenous species be supplied, the precise proportion of introduced to indigenous species at various periods in the history of the islands can easily be ascertained when their flora shall have been completely investigated.

But a relative proportion is only less useful than an absolute one would be, and if we take 1000 as a convenient approximation to the actual total we may compare the state of affairs in 1866 with that in 1890. In this case we must confine ourselves to introduced phanerogams only, and exclude the three cryptogams that have been introduced during the interval between 1866 and 1890. The following are the results :—

$$1866. \text{ Proportion of introduced to indigenous species} = \frac{76}{1000} \text{ or, } 1 : 13.$$

$$\text{Percentage of introduced species} = \frac{76}{1076} \text{ or, } 7.06\%.$$

$$1890. \text{ Proportion of introduced to indigenous species} = \frac{146}{1000} \text{ or, } 1 : 7.$$

$$,, \text{ Percentage of introduced species} = \frac{146}{1146} \text{ or, } 12.74\%.$$

The greater number of these introduced plants are herbaceous ; but the proportion of woody species is slowly increasing, as the following figures shew :—

$$1866. \text{ Proportion of woody to herbaceous species} = \frac{2}{74} \text{ or, } 1 : 37.$$

$$,, \text{ Percentage of woody species} = \frac{2}{76} \text{ or, } 2.63\%.$$

$$1890. \text{ Proportion of woody to herbaceous species} = \frac{7}{139} \text{ or, } 1 : 20.$$

$$,, \text{ Percentage of woody species} = \frac{7}{146} \text{ or, } 4.79\%.$$

Human agency is responsible for the introduction of the whole of this non-indigenous element in the Flora of the Andamans. That it is directly responsible for the introduction of such species as have been intentionally introduced that have subsequently become spontaneous is self-evident ; that it is equally directly responsible for the unintentionally introduced weeds is hardly less plain. They are with very few exceptions the commonest of Indian road-side and rice-field weeds whose seeds would readily be found mixed with imported grain or attached to the belongings of convict immigrants or of the police sepoy of the Settlement. This mode of introduction explains not only the occurrence of the weeds of dry ground but of the majority of the marsh species, such as *Hygrophila*, *Jussiaea*, *Ludwigia*, as well. And species of the only class for which this explanation is not altogether satisfactory—water-plants like *Monochoria*, *Ceratopteris*, or *Ipomœa aquatica*—nevertheless owe their introduction *indirectly* to human agency,

since but for the existence of the Settlement the ditches and pools in which they occur would not exist. The agency of winds, so often supposed to be highly effective, suggests itself for very few of the species, the most probable being the *Selaginella* and the *Oheilanthes*,—almost the only possible one among phanerogams being the *Calotropis*. But if these be wind-introduced species then as regards all three the questions at once arise ;—why were they not to be found in 1866 ? and, why are they only to be found within the limits of the Settlement now ? And as regards *Selaginella* a closer enquiry makes the agency of wind highly improbable, for it is as yet only to be found on Ross Island, although there, as it happens, it is exceedingly common. Now Ross Island is the part of the Settlement that is in *immediate* intercourse with Burma and India, and unless it has been imported as a weed one can hardly explain its absence from the rest of the Settlement where the conditions are quite as favourable for its existence as they are on Ross. As regards *Calotropis* too there is a striking fact to record. It happens to be the chief food-plant of a particular species of butterfly—*Danaïa genutia*—which is dispersed throughout India and Burma. This butterfly was long supposed to be absent from the Andamans, but within the past few years it has been sparingly reported thence.* It thus seems as if till the establishment of its food-plant in the Settlement this butterfly was not known from the Andamans. To what agency the introduction of *Danaïa genutia* itself is due it is foreign to the purpose of this paper to enquire, but it is a suggestive fact that once the food-plant had become established the butterfly appeared. And the absence of the butterfly while there was no evidence of the presence of the plant seems presumptive evidence that the plant was *not* present till very recently, and that, therefore, human agency is not merely indirectly responsible for its introduction, by providing conditions suitable for the survival of wind-conveyed seeds, but is directly responsible, from the unintentional conveyance of its seeds along with grain or in some other way. For it is long since these suitable conditions have come into existence, and wind-agency, if a factor at all, is in these latitudes a fairly constant one.

Human agency being so completely responsible, one might hope that the channels of introduction of particular species, which must coincide with the routes of traffic between the Settlement and the adjacent mainland, could be easily ascertained. But this is far from being the case. These traffic routes are :—

* This information was offered by Mr. L. de Nicéville in the course of a brief conversation that followed the reading of this paper at the meeting of the Asiatic Society of Bengal in April 1890.

1. Calcutta to Port Blair; implying introduction from Northern India and especially the Gangetic plain.
2. Port Blair to Rangoon; implying introduction from Lower Burma.
3. Port Blair to Madras; implying introduction from Southern India.
4. Moulmein to Port Blair; implying introduction from Tenasserim—a route used by native craft.
5. Port Blair to the Nicobar Islands; implying introduction from these—the Nicobars are a dependency of the Settlement at Port Blair.

The distribution of the majority of these introduced species is so wide that (with the exception of 4 species whose introduction has almost certainly been confined to the Rangoon or the Moulmein route and other 4 almost certainly restricted to the Madras or the Calcutta route) any one of them may have equally well reached the Settlement by any or all of these routes. This is best shewn by a tabular view of the species thus introduced.

TABLE II. *Distributional features of the Non-indigenous element in the Flora of the Andamans.*

Cosmopolitan in the Tropics.....			62
Indigenous in the Old World			65
In other continents besides Asia		36	
Confined to Asia		29	
Throughout South-Eastern Asia	21		
Confined to India or only extending westward from India	4		
Confined to Burma and Malaya or only extending eastward thence	4		
Indigenous in the New World, but now cosmopolitan or nearly so			19

It may therefore be concluded that there is a practical indifference displayed as regards route; here, as everywhere else, when man is engaged in cultivation he involuntarily introduces weeds, and here as elsewhere a certain proportion of the species introduced by him for economic or for aesthetic reasons escape and become spontaneous.

It has been already said that the present Settlement occupies the site of an earlier one. This earlier settlement was founded under the

name of Port Cornwallis by Lieut. Blair* in 1789, in obedience to orders issued in September of that year. In November 1792 orders were issued for the removal of the Settlement to another and more spacious harbour in North Andaman; to this new settlement the original name Port Cornwallis was again applied. It is nowhere distinctly stated, though, considering the transfer of name from the old settlement to the new, it is highly probable, that *old* Port Cornwallis was entirely abandoned in 1792. We know, however, that in 1796 orders were issued for the removal of the whole establishment to Penang. The doubtful point, so far as our present enquiry is concerned, is the length of time prior to the establishment of the present Settlement that its site was exposed to influences favourable for the active introduction of non-indigenous species. But we know that altogether these influences only existed for six seasons and could only have been active during three seasons; probably they only existed at all during these three seasons. The present Settlement was commenced in March 1858; Mr. Kurz visited it during April-July 1866; to the eight seasons (1858-66) that had passed between the foundation of the Settlement and the date of that visit we must therefore add three more seasons (1789-92) in order to make up the whole period during which the non-indigenous species recorded by Mr. Kurz were being introduced. Even if the original site was not wholly abandoned in 1792 the subsequent seasons (1792-96) may be neglected without producing any appreciable error. Assuming, therefore, that a period of eleven seasons has been responsible for the naturalisation and introduction of the species in the two lists for 1866 we are able to calculate the rates of these processes and to compare them with the rates between 1866 and 1890. These are shewn in the following table:—

TABLE III.—*Rate of Introduction of Non-indigenous Species.*

Non-indigenous species naturalised.	DURING PERIOD I. Prior to 1866 (1789-92 + 1858-66) = 11 seasons.		DURING PERIOD II. Bet. 1866 & 1890, (1866-90) = 24 seasons.	
	No. of species.	Rate per annum.	No. of species.	Rate per annum.
Cultivated plants introduced during Period I ...	15	1.36	14	0.58
Cultivated plants introduced during Period II	9	0.37
Weeds of cultivation ...	61	5.54	56	2.33
Totals ...	76	6.90	79	3.28

* The name of the 1789 Settlement having been transferred to the one founded in 1792, the present Settlement, which occupies the site of the 1789 one and which dates from March 1858, has been named PORT BLAIR in honour of the original founder. The name *Port Cornwallis* is still used to designate the *site* of the Settlement in North Andaman that existed from 1792 to 1796.

The rate per annum for the second period requires a slight correction by the deduction from it of the rate per annum of disappearance of naturalised species. We have seen that one introduced plant occurring spontaneously in 1866 was only under cultivation in 1889 and 1890 and that three of the 1866 weeds were not met with in 1889 or 1890. These 4 species, therefore, give a disappearance rate of $\frac{4}{34} = \frac{1}{8}$, or 0.16 species per annum, and the corrected rate for Period II is thus 3.28—0.16, or 3.12 species per annum.

When we find on comparing the two periods that the rate of introduction in the second is only 3.12 species, as compared with 6.90 in the first, we naturally endeavour to find some explanation of the discrepancy. But, unfortunately, no very satisfactory explanation offers itself. So far as cultivated species are concerned, we are not in a position to compare the 15 naturalised species of 1866 with the 23 similar species of 1890, but only with those 9 species that had been both introduced and naturalised subsequent to 1866. The proportions indicated by these two classes being 1.36 : 0.37 evidences a rate of naturalisation per annum $3\frac{1}{2}$ times as great for the earlier as for the later period. But when the circumstances of the case are considered we are not surprised that the difference should be so great; we are, rather, astonished at its being so small. Owing to the abandonment of the 1789 Settlement the species that had been introduced while it existed were left to their fate, and it would be no more than reasonable to expect that when the new Settlement was founded in 1858, and when Mr. Kurz visited it in 1866, the majority of the common tropical cultivated species had already become fairly naturalised. So far, however, was this from being the case that we find there were in 1866 only 15 such species naturalised, and we are compelled to conclude either, that the original settlement was very ill provided for, or that the species which on *a priori* grounds we might consider likely to hold their own in the struggle for existence in an abandoned settlement are really far from being able to do so. Now not only is there no ground for supposing that the Settlement was ill-provided for, but there is ample proof, from the evidence that exists of a direct and extensive reciprocal correspondence between its founders and the first Superintendent of the recently established Hon'ble Company's Botanic Garden at Calcutta, that the number of species introduced at Port Cornwallis was, for a Settlement so young, unusually high. We are compelled, therefore, to accept the other explanation and to conclude that cultivated species are not as a rule able to exist when they have to struggle on equal terms with a native jungle. Without mentioning other instances, we may refer to the lists of *Ocucurbitaceæ* and *Leguminosæ* present in 1866 as cultivated plants only, yet in 1890 beginning to occur

spontaneously and appearing likely as time goes on to increase perceptibly the numbers of the non-indigenous flora. The greater number of these must have certainly been introduced in the 1789-92 period, and many of them are such as at first sight suggest for themselves the possibility of survival.

Perhaps, however, it ought not to surprise us greatly that species which readily appear spontaneously elsewhere and which are appearing spontaneously in the Andamans now, should, if they were previously introduced, have perished between 1792 and 1858. Most of them are plants that, when they do escape from cultivation and appear spontaneously, affect such situations as waste places, rubbish heaps, road-sides, hedge-rows and margins of clearings,—situations that have at least this in common, that they afford their denizens abundance of air and light. Many of them too are herbaceous, or at most fruticose, and the native jungle as it reinvades the abandoned clearings overshadows them and either chokes them completely, or by merely preventing them from flowering, makes their fate only a matter of time. Even trees that seem quite naturalised in clearings must soon succumb to the weight of creepers that rapidly overload them in a forest.

If, however, the survival of even a small proportion of the cultivated species abandoned in 1792 will suffice to explain the higher rate of naturalisation during Period I, deducible from the figures in TABLE III (*Carica Papaya* and *Cocos nucifera* are excellent examples of such survival), there is no similar explanation possible for the higher rate of weed-introduction during the same period. A considerable number must have been already introduced by 1792, and, though many doubtless yielded to the influences adverse for naturalised cultivated species, weeds are often proverbially tenacious of life and a good few, as the notes against them show, in place of avoiding the jungle are actually penetrating into it. Taken altogether we find that the rate of introduction during the first period was $2\frac{1}{2}$ times as high as it has been during the second, and the most probable explanation of this higher early rate of weed introduction appears to be that in the dirty grain of an Indian bazaar seeds of most of the commoner Indian weeds are certain to be present. This being the case so many weeds become introduced with the very earliest sowings of any grain that the subsequent rate of introduction of species can be but small. And it is highly probable that for the same reason the rate of weed-introduction becomes year by year diminished. Unfortunately it has not occurred to any one to make observations on these weeds during the interval 1858-66 or 1866-90. And without repeated observations after short intervals of time, especially towards the commencement of a settlement, it is impossible to test the adequacy of this explanation.

But it is not improbable that by the close of another period equal in length to the second the annual fall in the rate of introduction and, indeed, the annual rate of introduction itself will have become very small.

There is not likely to be the same falling off in the rate of naturalisation of intentionally introduced species. For, as the Settlement extends, localities suitable for the spontaneous appearance of already introduced species become year by year more numerous and at the same time the number of species capable of naturalisation becomes increased.

We find on briefly reviewing the results of our enquiry:—

1. That the total number both of naturalised and of unintentionally introduced species constantly increases.

2. That the rate of naturalisation of intentionally introduced species has hitherto been lower than the rate of introduction of unintentionally introduced species.

3. That in both cases the rate has been lower for the second period (1866-90) than for the first (prior to 1866).

4. That this lower rate for the second period is more apparent than real, and is probably due as regards naturalised species to the survival of some cultivated species left to their fate when the early Settlement (1789-92) was abandoned, and as regards weeds to the fact that the greater number of common Indian weeds are necessarily introduced with the earliest sowings of grain.

5. That in both cases the rate has now probably become nearly uniform, but that while for naturalised species it is steady or even uniformly increasing, for weeds it is probably uniformly decreasing.

The first three conclusions are borne out by the facts contained in the lists of species: the fourth is an expression of opinion, which it is unfortunately now impossible either to endorse or to refute as regards the Andamans; it is, however, a question worthy of attention during the initial stages of any subsequent similar settlement: the last it will be easy for some future student of the subject to finally dispose of.

In concluding, the writer wishes to express his great obligations to Col. Cadell, v. c., Chief Commissioner of the Andamans, but for whose kind assistance it would have been impossible to collect so many species during his short stay at Port Blair; also to Dr. G. King, F. R. S., C. I. E., for his kindness in supplementing the collection of 1889 with many specimens collected in April 1890.

XIV.—*On some Indian Psychidæ.*—By F. MOORE, F. Z. S.

[Received 30th October; read 5th November, 1890.]

Genus *BABULA* (Moore).—Wings short, broad, sparsely covered with short very slender brown hair-like scales. *Forewing* triangular; costal margin slightly arched from the base to near its end, the apex rounded, exterior margin oblique; cell broad, extending to beyond half the length of the wing; costal vein at its base some distance from the costal margin; sub-costal vein angled near end of the cell, five-branched, the first and second branches parallel, the first arising at some distance and the second at an angle before end of the cell, third branch trifurcate at one-fourth beyond end of the cell; discocellular veinlets bent inward at the middle, the radial vein extending from their angle; within the cell are two discoidal veinlets starting from the upper and lower end of the second discocellular, these coalescing near middle of the cell area and extending to its base; median vein four-branched, angled at its lowest branch, the two upper branches contiguous and starting together from end of the cell, the two lower branches wide apart; sub-median vein convexly-angled upward at its middle, and with a short outwardly-oblique lower spur starting from one-fourth of its base. *Hindwing* oval, broad; subcostal vein two-branched, the first branch arising before end of the cell; the cell broad; upper discocellular veinlet angled outward, the radial extending from the angle; two discoidal veinlets within the cell starting from the upper and lower end of the second discocellular veinlet and coalescing at the middle of the cell area; median vein angled at end of the cell, four-branched, the two upper branches starting from angles at end of the cell; a sub-median and two internal veins. *Body* slender; abdomen short, slightly pilose; palpi small, pilose; antennæ short, bipectinated, the pectinations delicately plumose and long at base of the shaft; legs slender, nearly naked, middle and hind tibiæ with a long appendage.

BABULA GROTEI (Moore).—Upper and underside uniformly pale cupreous-brown. Wings sparsely covered with short very slender laxly-disposed hair-like scales; cilia long, dense. Expanse of wings $\frac{1}{4}$ th of an inch.

HABITAT. Calcutta. (Type in Coll. F. Moore).—The type specimen was reared from larva, found by the late Arthur Grote, near Calcutta, feeding upon the Bábul (*Acacia arabica*). The larva forms an elongated, narrow, cylindrical case about three-fourths of an inch long, and uniformly covered with minute granular particles of bark.

The following are descriptions of two allied genera and species of

Psychids—one of which is found in the Calcutta District, the other in the N. W. Himalayas. These two forms are as follow :—

Genus *RASICOTA* (Moore).—Wings sparsely clothed with short whitish hair-like scales. *Forewing* short, narrow, triangular; costal margin arched before the end, apex somewhat acute, exterior margin oblique, posterior margin short; costal vein short; subcostal vein three-branched, second and third starting from end of the cell; the cell narrowest at its upper end; discocellular veinlets oblique, angled outward; radial vein from their angle; a discoidal veinlet emitted within the cell from end of lower discocellular; median vein four-branched, the two upper branches on a foot-stalk from end of the cell; submedian vein with a lower branch from its middle towards the base. *Hindwing* short, apex convex; subcostal vein two-branched; radial vein from below end of the cell; discoidal veinlet within the cell from end of lower discocellular; four median branches; a submedian and an internal vein. *Body* moderately robust, abdomen extending beyond the hindwings; antennæ bipectinated, plumose.

RASICOTA ALBESCENS (Moore).—Fuliginous-white, wings and body sparsely clothed with short whitish hair-like scales; antennæ and anal segments fulvous-yellow. Expanse $\frac{1}{3}$ ths of an inch.

HABITAT. Calcutta District (*Arthur Grote*).

This species forms a long, narrow, somewhat naked fusiform silken case.

Genus *MOFFATIA* (Moore).—*Forewing* long, rather narrow, apex somewhat acute, exterior margin oblique, posterior margin short; costal vein stout, distant at the base from the costa and extending two-thirds from the base; subcostal vein slender, scarcely apart from the costal, four-branched, the fourth or lower branch extending to a little below the apex, the first branch emitted before end of the cell, second branch from end of the cell, third branch at half-way between the cell and the apex and terminating on the costa above the apical angle; discoidal cell long, reaching two-thirds of the wing, very narrow at the base and widening out at the end; discoidal veinlet within the cell, slender, anastomosing with the median vein near its base; upper and lower discocellular veinlets of equal length, bent inward at their juncture; two radial veins, one from the upper end of the discocellulars, the other from the angle of their junction; median vein stout, four-branched, the two lower branches extending to near the posterior angle, the two upper to middle of the exterior margin and anastomosed at their base; submedian vein long, extending to the angle, recurved, with a wide interspace between it and the median vein, and emitting a short, straight lower branch at half its length. *Hindwing* short, trian-

gular; costal margin convex, apex acute, exterior margin convex; costal vein slender, subcostal reaching to the apex; cell broad; discoidal veinlet slender, straight, emitted within the cell from lower angle of the upper discocellular veinlet and extending to base of the cell; a radial veinlet emitted from upper angle of the discocellular and terminating below the apex, lower discocellular oblique, straight; median vein long, three-branched, the branches at equal distance; submedian vein and internal veins long, extending to the margin. Antennæ broadly bipectinated, the branches plumose to the tip; thorax thick, round, plumose; head and palpi inconspicuous, hidden in dense plumose hairs; abdomen very long, extensile and mobile, densely covered with long plumose hairs, and ending in a naked point which is either concealed by the long hairs extending like a tail beyond the abdomen, or exposed, the plumose hairs parting and curling outwards and upwards; legs nearly naked; forelegs very long, tibia with a long spur; first joint of tarsus as long as all the rest; middle legs shorter; hindlegs shortest and more slender.

MOFFATIA PLUMICAUDA (Moore).—Wings hyaline, fuliginous, very sparsely covered with minute hair-like scales, not sufficiently numerous to detract from the perfectly vitreous appearance of the wings; costal margins and the cilia fuliginous-black; veins distinct and black. Antennæ black, bipectinated, the branches plumose to the tip; thorax and head covered with dense black plumose hairs; abdomen of a reddish-yellow where naked, but appearing densely black from the long black plumose-hairs which cover it; anal point naked or concealed by long plumose-hairs like a tail, the hairs parting and curling outward and upward; legs black. Expanse 1 inch.

HABITAT. Upper Kunáwar, N. W. Himalaya. (In Coll. Col, A. M. Lang and F. Moore).—"Larval case fusiform, about $1\frac{1}{4}$ inch in length, formed of tough silk covered with short sticks of dry grass. The larva feeds with the three anterior segments protruded from the portable case. The pupa before emergence of imago inverts its position within the case, and the imago emerges from the upper pointed end, the lower, blunter end is closed by a film of silk firmly attached to some rock. The imago is observed basking on rocks, and flies off, when disturbed, with very rapid and devious flight, more like a wasp or bee than a moth. It is seen flying from morning till 4 P. M., chiefly on cliffs, from end of October and November." (Lang's MS., notes.)

XV.—*A new Species of Diptera in the Collections of the Indian Museum—
Dilophus Graciosus, N. Sp.—By J. M. F. BIGOT.*

[Received 31st October; read 5th November, 1890.]

Long. ♂ = 2 millim. ♀ = 2½ millim.

♂. *Omnino nigro nitente, halteribus nigris; alis albidis, stigmata parvo, nigro.*

Entièrement d'un noir luisant; balanciers noirs; ailes blanchâtres; stigmata petit, noir.

♀. *Fulva. Capite, antennis, palpis, haustello, spinos thoracis, halteribus, scutello, dorso segmentis, abdominis tibiis, tarsis, femoribus posticis, apice, nigris; alis pallidissime fusco tinctis, stigmata nigro, magno.*

D'un fauve rougeâtre; la tête, les antennes, les palpes, la pipette, les épines du prothorax et du *tergum*, les balanciers, quelques macules sur les flancs au dessous des ailes, les tibiae, les tarsees, l'extrémité des femurs postérieurs, le tout, d'un beau noir; les ailes, presqu'hyalines très légèrement teintées d'un roussâtre tout pâle, stigmata grand et noir.

In copula 1. ♂. 1 ♀.

Dharmasala, Indes, Major Sage.



XVI.—*Preliminary List of the Butterflies of Madras.—By LIEUT. E. Y. WATSON. (Communicated by E. THURSTON, ESQ.)*

[Received July 9th :—Read 5th November 1890.]

The following list of Madras Butterflies is compiled from a collection made between March and the middle of August, 1889. The total number of species obtained is only 74; but there is no doubt that, if the observations had been extended throughout the entire year, this number would be increased by at least twenty additional ones. For the first three months of this period there was little or no rain; but from the 1st June till the middle of August the rain, though never very heavy, was more or less continuous, comparatively few days passing without at least a slight shower. It will be noticed that only the typical wet-season forms of *Mycalesis mineus*, *Melanitis leda*, and *Junonia asterie* were met with. Presumably the corresponding dry-season forms would be met with from November till February.

Family NYMPHALIDÆ.

Sub-family EUPLIGINÆ.

1. *Danais limniace*, Cramer. March to August; very common.
2. „ *septentrionis*, Butler. June, July; occurs occasionally with the preceding.
3. „ *chrysippus*, Linn. March to August; very common.
4. „ *genutia*, Cramer. March to August; very common.
5. *Euploea core*, Cramer. March to July; very common.
6. „ *coreoides*, Moore. June and July; a few specimens only.

Sub-family SATYRINÆ.

7. *Mycalasis mineus*, Linn. April and June, 10th August ocellated form only.
8. *Melanitis leda*, Linn. August; not common. Form *ismene* not met with.

Sub-family ACERINÆ.

9. *Telchinia viola*, Fabr. March to August; very common.

Sub-family NYMPHALINÆ.

10. *Ergolis ariadne*, Linn. July, August; not common.
11. *Atella phalantha*, Drury. April to August; Very common.
12. *Precis iphita*, Cramer. May to August; very common.
13. *Junonia almana*, Linn. The ocellated form, *J. asteris*, occurs commonly from March to August.
14. „ *lemonias*, Linn. March to September; very common.
15. „ *hierta*, Fabricius. March, June, and August; fairly common.
16. „ *orithyia*, Linn. March, May and August; fairly common.
17. *Neptis varmana*, Moore. April to August; not uncommon.
18. *Hypolimnas bolina*, Linn. March to August; very common.
19. „ *misippus*, Linn. March, April, July and August; not so common as *H. bolina*.
20. *Cyrameis cardui*, Linn. One specimen obtained in October, 1888.
21. *Charaxes fabrius*, Fabricius. One specimen obtained in April.

Family LYCÆNIDÆ.

22. *Curetis thetis*, Drury. June and July; not common.
23. *Chilades laius*, Cramer. April to August: very common.

24. *Zizera gaika*, Trimen. Only observed in May, but probably common.
25. „ *otis*, Fabricius. April to August; very common.
26. „ *lysimon*, Hübner. April to August: very common.
27. *Tarucus plinius*, Fabricius. May to July; fairly common.
28. *Castalius rosimon*, Fabricius. May: a few specimens only.
29. *Everes argiades*, Pallas. Only a single male obtained in May.
30. *Catochrysope strabo*, Fabricius. May; very common.
31. „ *corejus*, Fabricius. April and May; very common
32. „ *contracta*, Butler, July; very common. Possibly a form of the preceding, but the male is easily distinguished by its smaller size, and brighter colours.
33. „ *pandava*, Horsfield. July and August; very common.
34. *Polyommatus bæticus*, Linn. May; not common.
35. *Lampides ælianus*, Fabricius. April to July; common.
36. *Rathinda amas*, Fabricius. A single specimen in July.
37. *Dendorix epijarbas*, Moore. A single specimen obtained by the Museum collector in July.
38. *Rapala melampus*, Cramer. May and July; not common.
39. *Virachola isocrates*, Fabricius. A single specimen in July.
40. *Aphnæus elima*, Moore. A single specimen in June.

Family PAPILIONIDÆ.

Sub-family PIERINÆ.

41. *Leptosia xiphia*, Fabricius. March to August; very common.
42. *Terias hecabe*, Linn. Typical. May and June; common.
 „ „ form *hecabeoides*. June and July; common.
 „ „ „ *æsiopæ*. May to July. The commonest of the three forms.
43. „ *venata*, Moore. A single pair in July.
44. *Catopsilia catilla*, Cramer. March to August; very common.
45. „ *crocale*, Cramer. May to August; very common.
46. „ *gnoma*, Fabricius. July, August; not common.
47. „ *pyranthe*, Fabricius. May to August; very common.
48. *Ixias pyrene*, Linn. April to August; very common.
49. „ *marianne*, Linn. Of this two varieties occur. The first, which is near to *I. meridionalis*, occurs commonly from April to August; and the second, which is close to *I. depulpoora*, occurs apparently only in July and August.

50. *Teracolus eucharis*, Fabricius. Common from April to August. The specimens obtained from June to August are referable to *T. pseudevanthe*, Butler.
51. „ *dancæ*, Fabricius. May to August; very common.
52. „ *amata*, Fabricius. April to July; very common.
53. *Catophaga lankapura*, Moore. July and August. The specimens obtained seems referable to this species. The females differ greatly in the depth of the yellow colouration of the underside.
54. *Appias libythea*, Fabricius. May to August; not uncommon.
55. *Huphina phryne*, Fabricius. April to August; very common.
56. *Belenois mesentina*, Cramer. March to August; very common.
57. *Delias eucharis*, Drury. July and August.

Sub-family PAPILIONINÆ.

58. *Papilio dissimilis*, Linn. Two specimens in May.
59. „ *panape*, Linn. A single specimen in May. Approaches *F. dravidarum*.
60. „ *hector*, Linn. June to September; very common.
61. „ *aristolochiæ*, Fabricius. March to June; not very common.
62. „ *erithronius*, Cramer. March to August; very common.
63. „ *polytes*, Linn. March to August; common. All three forms of female occur.
64. „ *polymnestor*, Cramer. Three specimens in June.
65. „ *agamemnon*, Linn. March to August. The commonest Madras *Papilio*.

Family HESPERIIDÆ.

66. *Badamia exclamationis*. Fabricius, June to August; common.
67. *Parata chromus*, Cramer. June to August; common.
68. *Chapra mathias*, Fabricius. April and May; probably common, but only a few specimens obtained.
69. *Parnara guttata*, Bremer. Two specimens of the form *bada* obtained in July.
70. *Suastus gremius*, Fabricius. June to August; common.
71. *Telicota bambusæ*, Moore. April to August; common.
72. *Ampittia maro*, Fabricius. A single female in July.
73. *Taractrocera mævius*, Fabricius. A single specimen in September.
74. *Astictopterus salsala*, Moore. A few specimens of the form *stellifer* in June and July.

In addition to the species recorded in the above list the Madras Museum collection contains the following species captured within the

limits of the city of Madras:—*Curetis phædrus*, Fabricius; *Hebomoia glaucippe*, Linn; *Nepheronia fraterna*, Moore (form *ceylonica*); *Gomalia albofasciata*, Moore; *Udaspes folus*, Cramer, and *Hesperia galba*, Fabricius.

XVII.—*A new Trap-door Spider from Orissa.*—By SURGEON J. H. TULL
WALSH, I. M. S.

[Received Oct. 27th:—Read 5th November, 1890.]

MYGALIDÆ.

ADELONYCHIA, n. g.

Adelonychia nigrostriata, ♀, n. sp.—At present the following description will be that of the genus also. The spider, which I think is not full grown, measures 10 mm. The falces are reddish-brown in colour with long fangs which act vertically. Pedipalpi of medium length, the terminal joint furnished with a black pad of strong hairs. Eyes: anterior and central pairs large and of a blackish-brown colour, the hind centrals and hind-externals small and pearly white. Cephalothorax reddish-brown above, whitish yellow below; fovea transverse with eight dark, shallow grooves radiating from it. The cephalothorax is markedly convex in front between the two anterior dark markings and slightly convex over the remaining part. Abdomen oval, truncated in front and more convex on the upper than on the under surface. The ground colour above is greenish-grey with a central black stripe and seven well marked black lateral striæ directed downwards and slightly backwards from the central line. The entire upper surface of the abdomen is covered with fine light-coloured hairs. Under surface of abdomen dull grey, the four lung sacs visible as small whitish spots; two pairs of whitish spinnerets. Legs: relative length 4, 1, 2, 3, pale reddish yellow above, almost white below. Tarsi without hooks (?) but terminating in brush-like black pads. Falces, pedipalpi and legs thickly covered with strong blackish-brown bristle-like hairs.

On the 19th January of this year I was out looking for ants in the forest near Khurda and while digging round the roots of a Banyan tree I turned up a tube with a lid which I at once recognised as the home of a trap-door spider of the "cork nest" class. I had unfortunately cut obliquely through the tube, but the lid and hinge were intact. Having found one tube I began to dig carefully round the tree, and was successful in finding an almost perfect specimen with the spider inside. The trowel cut through the extreme lower end of the tube and disclosed the spider who made no attempt to escape downwards but clung tenaciously to the under surface of the lid. In order to enclose the spider and complete the tube, I went down to a neighbouring tank and

covered the cut end with mud. Although I continued to dig for some time in the neighbourhood I did not find any more specimens, and shortly afterwards was obliged to leave Khurda and return to my headquarters, taking with me the two nests and the captive spider. The situation of these nests is worthy of notice. They were in a cool sheltered spot which, as the tree would be a favourite resort for insects, no doubt formed an excellent hunting-ground for the spiders. The ground in which the tubes were found was sloping and bare. The spider found in the second nest was kept alive until the 8th of February and fed on flies, small beetles etc., but although I watched very carefully I never saw her come out of her nest and failed even to surprise her at night. All these spiders are shy and nocturnal in their habits, and there is no doubt that she did come out, as the bodies of flies placed close to the door of the nest at night were always found to be sucked dry in the morning. On one occasion I lifted the door and propped it half open with the body of a spider; during the night the body was removed and the lid closed down. Once or twice when I endeavoured to raise the lid of the nest the spider strenuously opposed me by clinging to the undersurface; at other times I was able to raise the lid and then the spider retreated to the bottom of her tube and never made any attempt to escape. When I wanted to remove the spider to put her into spirit I was obliged to stir her up with a straw before she would bolt. She rushed out and ran down on to the floor, but stayed there crouching close down to the matting and was evidently much dazzled by the bright sunlight.

The larger tube measured 30 mm. by 16 mm. at the opening and 20 mm. at the widest part near the lower extremity. The whole inner surface was lined with a tough whitish brown fibrous membrane. The hinge was of the same material and covered about one-third of the edge of the lid. The diameter of the lid on the upper surface was about 20 mm., and this surface was covered with earth of exactly the same colour as the surrounding ground, making discovery almost impossible except by accident. The under surface of the lid was strongly convex and covered with tough web similar to that lining the tube. The greatest thickness of the lid was in the centre, gradually decreasing towards the margin which was thin and fitted tightly over the aperture of the tube.

The tube in which the living spider was found was much smaller than the one just described, and as I wished to preserve the specimen intact, I did not make any measurements. There can, I think, be no doubt that both tubes belonged to the same species, and Moggeridge distinctly states (*Trap-door Spiders*, pp. 123, 127, Ed. 1873) that as the spiders increase in size they enlarge their dwellings accordingly.

JOURNAL

OF THE

ASIATIC SOCIETY OF BENGAL.



Part II.—NATURAL SCIENCE.

No. IV.—1890.

XVIII.—*Natural History Notes from H. M.'s I. M. Survey Steamer "Investigator,"* Commander R. F. HOSKYN, R. N., Commanding—*No. 17. A List of Diamond Island Plants.*—By D. PRAIN.

[Received and read—7th May 1890.]

§ INTRODUCTORY.

Diamond Island is a small lozenge-shaped islet off the Arracan coast. It is situated at the mouth of the Bassein River, in Long. 94° 18' E. and Lat. 15° 51' N., about 5 miles from Pagoda Point, 8 from Cape Negrais, and 9 or 10 from the lighthouse on Alguada reef. Its length is somewhat under a mile and a half, and it is about three quarters of a mile wide. The N. E. and S. W. corners which terminate its longer axis rise rather abruptly from the sea. Except, however, at the extreme eastern end its shore all round is rather bluff and rises rapidly to what is rather a central small plateau than a ridge, the general level of this central portion being about sixty feet above the sea. There are three small breaks, however, in the sea-face; a little water-channel, dry in November, opens to the north; another, with a very little water in November, opens to the south; a third, somewhat larger and quite near to the last, has at one time found its way to the sea through the small patch of flat land on the east, but a bund having been thrown across its course, about 100 yards from the sea, its channel has been converted into a tank about 150 yards long and 40 wide.

The island is said never to have been occupied by the Burmese, and has evidently been originally densely wooded.

The greater part of it is indeed densely wooded still, but a corner has been completely cleared between the watercourse that has been converted into a tank and the watercourse that passes south. On the cleared high ground between these two streams stands a telegraph office with a house for the telegraph-master attached; a little way off are servants' quarters. The clearing has been extended across this latter stream for a short distance, so as to provide a site for a shelter-hut for Bassein pilots while they await vessels bound for that port. Between the tank-bund and the sea, but nearer to the tank and close to its overflow, stand two Burmese huts occupied by collectors of turtles' eggs; between these huts and the beach is situated a small European graveyard. At the outlet of the other streamlet and opposite the safest landing place is a boat shed; from this point eastward for about 400 yards—along the sea-view of the telegraph-office, in fact—the jungle has been cleared away down to the beach. Everywhere else the jungle along the sea-face of the island remains intact. A plantain garden and a paddock of considerable size have been cleared on the central plateau behind the telegraph-office; elsewhere the jungle remains untouched; altogether between two-thirds and three-fourths of the surface of the island has not been interfered with. The beach itself consists of deep soft sand in which the streamlets disappear before they reach the sea; at low tide, however, long reefs, extending south and west of the island proper for half a mile or more, are laid bare. On the east side, where the telegraph cable lands, no reefs appear; at the north-west corner they do, but only extend seaward for 50 or 60 yards. The reefs consist of the same sandstone that forms the Arracan Yomah and that appears again first in the Andaman and afterwards in the Nicobar group of islands; they are altogether without coral.

The reefs and pools between them are remarkably destitute of marine vegetation, *Padina pavonia* and *Caulerpa clavifera* being the principal species, and both being in very small quantity. Not only are there very few growing Algae, but very few are washed ashore; these consist chiefly of a small green *Sargassa*. The absence of the submarine meadows of marine *Hydrocharida*, so characteristic of the otherwise similar pools among the coral-encrusted reefs of the Great Coco, is very striking. There is no mangrove belt on any part of the shore, unless it be considered as represented by some small patches of *Avicennia officinalis* on the reefs about 30 paces from the beach; the individual plants send their roots along the seams between the layers of sandstone for considerable distances, and these give off rootlets that rise vertically

through the sand and mud, exposing to the water of the sea at high tide, to the air and the sun at low tide, from 6 inches to a foot of a structure as thick as the little finger and of the consistence of *solah* pith. The jungle along the south and east sides of the island commences at the edge of the sandy beach, the roots of the trees being washed by the waves at very high tides; the trees that grow at this line are *Thespesia populnea*, *Pongamia glabra*, *Erythrina indica*, *Terminalia Catappa*, *Stephegyne diversifolia*, and *Ficus Rumphii*. East of the cleared part in front of the telegraph office and round as far as the graveyard, are a number of large *Tamarind* trees; it is not improbable that these have been planted. One specimen of *Terminalia Catappa* growing close beside the boat house differed from all the others in being in flower. There is no doubt that this particular tree is *T. Catappa*, and there is hardly a doubt that it is an introduced tree. But that the others (and it is a plentiful species in Diamond Island) which were all, like those on the coast near Port Blair in the Andamans, and like those seen a week later on Table Island and the Great Coco, in almost ripe fruit in November and December, are quite wild and indigenous in the island scarcely admits of a doubt.* Underneath these trees along the south side occur *Hibiscus tiliaceus*, not plentifully, however, and, especially towards the south-west angle of the island, *Desmodium umbellatum*. On the west side of the island, which is the most weather-beaten side, the trees are not so tall, and they are fewer in number, though all these species except *Pongamia* appear. But close to the beach we find there is a dense hedge-like mass of *Desmodium umbellatum*, *Tabernaemontana crispa*, *Premna integrifolia* and *Olerodendron inerme*, with here and there some bushes of *Vitex Negundo*. All these species occur on the north side of the island also, and at the extreme north-east corner there is a considerable patch of *Guettarda speciosa*. All round the island *Canavalia ensiformis* is plentiful; it is associated on the western sea-face with *Pueraria phaseoloides*, *Ipomoea grandiflora* and *Ipomoea digitata*; the last named species is common also in the interior. On the south side a form of *Capparis sepiaria*, the most plentiful of the interior climbers, comes to the very outer limit of the jungle all along; it is here and there accompanied by *Colubrina asiatica*. There are several patches of *Ipomoea biloba* on the beach, but the species is not so common as it usually is in such situations; and *Ipomoea denticulata*, which has not been generally believed to occur so far north, is many times more plentiful. Near the mouths of all three streamlets, and also at the almost bare south-western corner of the island, there are considerable patches of *Cyperus pennatus*. The cleared space near the telegraph-office is mainly covered by a short turf

* As regards Great Coco Island a doubt on the point is impossible.

in which *Eleusine indica* is the only grass that appears in tufts; behind the boat house is a tangled patch of *Oolubrina asiatica* and *Ocassalpinia Bonducella*; on the road leading from the boat house to the telegraph office is a quantity of *Ipomoea denticulata*, at the back of the office a large patch of *Adenostemma viscosum*, between the office and the servants' quarters a large patch of *Ocimum basilicum*, lower down and near the tank two or three extensive patches of *Oassia alata*. *Vernonia cinerea* is very common all over the older clearing, but *Ageratum conyzoides*, usually such a common weed, is quite rare as yet. *Urena lobata* is common towards the edge of the clearing nearest the jungle, but is less common than *Melochia corchorifolia* is; the latter is also the commonest weed in the newer clearing in the centre of the Island. *Scoparia dulcis* is plentiful in both the old clearing and the new, but the common *Sidas* are conspicuous by their absence. The wet soil near the edge of the tank is covered with broad patches of *Euphorbia thymifolia*; associated with it is *Vandellia crustacea* which is, however, less plentiful: nearer the tank still, or even growing in the shallow water at the eastern end, are *Sphenoclea zeylanica*, *Hydrolea zeylanica*, *Limnophila conferta*, *Scirpus articulatus* and *Ceratopteris thalictroides*, all very profuse. In the tank itself grows *Nymphaea Lotus*, but not very commonly; the red form is not present*; *Nymphaea stellata* too is absent; *Nelumbium speciosum*, however, is there. Perhaps the most interesting water plant present is *Limnanthemum parvifolium*, only known previously from the transganges peninsula through a gathering in Chittagong by Hooker and Thomson and one in Tavoy by Wallich. The present gathering thus comes in midway between these two and perhaps indicates that the species only requires to be looked for in order to be found elsewhere in lower Burma. Besides the *Tamarinds* already referred to, there are near the houses of the Burmans some trees of *Moringa pterygosperma* that have evidently been introduced; in the same situation there are also a few *Coco-nut* trees and some *Plantains*. In the central clearing the telegraph master shewed me what he imagined to be Mangosteen trees belonging to him; the trees are, however, not trees of *Garcinia mangostana* but of *Garcinia cornea*. He had, beside these, some trees of *Citrus medica* and *C. Aurantium* not doing very well; there were close by also some trees of each of the species *Myristica glauca*, *Artocarpus Chaplasha* and *Antiaris toxicaria*, all either planted or preserved when the clearing was made; the present telegraph-master, who has been there many years, says they have been there since before his time. In his plantain garden, where he has some of the finest fruit-giving varieties and all

* In Great Coco Island it is only the red variety of *N. Lotus* that occurs in its small lake.

bearing well, there are the ordinary tropical vegetables; the only one that is noticeable from our present point of view is the bird's-eye chillie (*Capsicum minimum*) which here, as in the Andamans and in Great Coco Island, has spread itself everywhere about the clearing and is even penetrating into the adjacent jungle. In front of the telegraph-office there are two rows of very weather-beaten Coco-nut trees of which only 14 are now left; probably if planted or sown along the edge of the beach they would have done much better; there is not at present, it may be remarked, a single Coco-nut tree in this situation anywhere round the island.

The commonest tree throughout the island is *Bombax malabaricum*, and next to it in point of numbers is *Albizia procera*; towards the western end of the central table-land the latter is the more plentiful species, those trees at the extreme edge being stunted and weather-worn. Among the other trees and shrubs observed were *Chaitetia gelonioides* (very abundant on the south side of the island,) *Connarus gibbosus*, *Ellipanthus sterculiaefolius*, *Onestis ramiflora* (also very abundant on the southern slope of the island,) *Lagerstrœmia Flos-Reginas* (a common tree on the Eastern part of the island,) *Izora rugulosa*, *Pavetta indica*, *Psychotria adenophylla*, *Ehretia laevis*, *Heterophragma adenophyllum* (not uncommon,) *Bridelia tomentosa* and *Flueggia microcarpa* (both frequent,) *Ficus hispida* (not frequent,) *Macaranga Tanarius* (the only *Macaranga* present and common on the south side of the island.) A common and very striking undershrub is *Leea parallela*; in the opener ground on the western weather-beaten side *Osbeckia chinensis*, *Vernonia cinerea* and *Anisomeles ovata* are common herbs; along the water course leading to the north side of the island *Adiantum lunulatum* occurs, not frequently, however, and it does not appear to be anywhere else on the island; the only other ferns met with were the water-fern *Ceratopteris*, and a climbing species, *Lygodium flexuosum*. Quite as striking as the absence of ferns is the absence of any species of *Selaginella*; still more striking, perhaps, considering the proximity of the island to Burma, is the absence of Bamboos.

In the interior the climbers met with were *Cyolea peltata* (frequent,) *Abrus precatorius* (exceedingly common,) *Mucuna monosperma*, *Entada scandens*, *Luffa ægyptiaca* (only on the western side and, like the *Capparis* and like *Ipomoea digitata*, spreading over the sea-face as well as common in the interior jungle.) *Willughbeia edulis* (only met with once,) *Ichnocarpus frutescens* and *Dregea volubilis* (both common,) *Erycibe paniculata* (spreading over adjacent species, but hardly a climber,) *Thunbergia laurifolia* very common, as are *Dioscorea glabra* and *Smilax macrophylla*; a *Calamus* (*C. tigrinus* Kurz?) forms a great part of the

interior jungle; *Scindapsus officinalis* is very common everywhere in the interior and coast zones alike and is the principal epiphyte. Not a single orchid was seen anywhere in the island. A few *Fungi* were found growing on dead wood; the season of the visit was apparently unsuitable for terrestrial species.

The visit of H. M.'s I. M. Survey Steamer "Investigator", in November 1889, to leave a survey-party is not the first scientific visit that has been paid to this island. Almost exactly one hundred years before it was visited by Captain Kyd and Lieut. Colebrooke* who in December 1789 determined its position, both absolutely and in relation to the adjacent headland on the Arracan coast. It is not probable that botanical collection engaged the attention of these officers; but during another visit by a scientific party (April 1866) in H. M.'s I. M. S. S. "Prince Arthur" Mr. Kurz, who was on board, landed and collected a few specimens. Mr. Kurz makes a very interesting remark on this visit which is worth repeating here:—"I had only a few minutes stay at "Diamond Island in Pegu, but I was struck, when afterwards coming "to the Andamans, by the similarity, nay rather identity, of the shore "vegetation."† The present collection is itself the result of only a few hours' work, and is larger than it otherwise could have been, owing to the help given by Dr. Alcock, Surgeon-Naturalist of the "Investigator," who devoted the time during which the state of the tide prevented him from being on the reefs to assisting the writer in obtaining specimens of plants. The 95 species that it includes form it is true only a part of what the island would yield to any one whose stay there could be prolonged; but it is hardly too much to assume that they are fairly representative of the flora of this island. And as its geographical position and geological structure both point to it as the first stepping-stone in the series of islands connecting Arracan with Sumatra (through the Andamans and Nicobars) the nature of the flora seems worthy of investigation.

The following is the method of presentation adopted:—

1. A list of the plants collected is given; any interesting feature as regards a particular species is noted where it seems necessary to do so, and in every case the dissemination of the species is adverted to.
2. A tabular view of the distribution of the species is presented,

* Asiatic Researches, Vol. IV, p. 817; the date of this visit was 14th December 1789.

† *Report on the Vegetation of the Andaman Islands*, (1870) p. 15. Mr. Kurz uses the word Pegu in an extended sense which means all Lower Burma; Diamond Island belongs to Arracan, not to Pegu proper; Mr. Kurz's remark itself will be discussed further on.

the distribution within transgangeitic India being sub-divided as follows:—*a.* Arracan, Chittagong, Assam; *b.* Pegu, Tenasserim, Malay Peninsula; *c.* Andamans (including Coco Islands,) Nicobars, Sumatra and Java. This is necessary for a proper understanding of the peculiar features of the flora of the island which forms (or at any rate is an excellent representative of) the area wherein these three lines of distribution meet and in which their species intermix.

3. An analysis in terms of the preceding sections is undertaken and the arithmetical values of the various relationships computed.

§ §. LIST OF THE PLANTS COLLECTED IN DIAMOND ISLAND.

MENISPERMACEÆ.

1. *CYCLEA PELTATA* Hook. F. and Thoms. Common.

NYMPHÆACEÆ.

2. *NYMPHÆA LOTUS* Linn. In the only tank, uncommon; the red form is not present.
3. *NELUMBIUM SPECIOSUM* Willd. In the tank.

CAPPARIDEÆ.

4. *CAPPARIS SEPTARIA* Linn. var. *GRANDIFOLIA* Kurz (MSS. in Herb. Calcutta); forma ramis foliisque glabris, foliis floribus et fructu quam in formis varietatum aliarum multo majoribus. **DISTRIB.** Table Island and Great Coco Island, (ipse); South Andaman, (Kurz). In Madura Island and in Bali, (Teysmann in Herb. Calcutta). In Timor and in Cochin-China (as Mr. Hemsley informs me) occur forms that connect this very distinct looking form with the typical plants. Branches green; leaves regularly elliptic, retuse; petioles 0·5—0·7 cm. long; laminae 6—10 cm. long by 4—5 cm. broad, quite glabrous both above and below, or with a few scattered hairs, that soon disappear, on young leaves beneath; flowers 15 mm. in diam.; pedicels 18 mm. long; gynophore 8 mm. long; fruit 12 mm. in diam. (in Java specimens) to 14 mm. (in Diamond Island ones).

In the ordinary Indian plant, which also occurs without any considerable variation in Burma and in Perak, as well as in the S. Indian variety (*incanescens*) and in the Ceylon variety (*retusella*), the measurements are; petiole 0·2—0·4 cm., lamina 2—3 cm. long by 1·5—2 cm. broad; flowers 7—12 mm. in diam., pedicels 16 mm. long; gynophore 5—6 mm. long; fruit 7—8 mm. in diameter.

Except, however, in the greater size of all its parts—most notable as regards the anthers—which in var. *grandifolia* more than thrice exceed

those in any of the other varieties—this plant differs in no essential character from *C. sepriaria*, Wall. ; the ovary as in the type is glabrous, ovoid and pointed, the fruit is spherical and black. It is an extensive climber and in the interior jungle is one of the commonest species ; it also extends into and covers the shrubby species of the coast zone.

GUTTIFERÆ.

5. *GARCINIA CORNEA* Linn. In the telegraph-house garden, cultivated.

MALVACEÆ.

6. *URENA LOBATA* Linn. Clearing behind telegraph-office.
 7. *HIBISCUS TILIACEUS* Linn. Coast plant, south side of Island.
 8. *THESPESIA POPULNEA* Corr. Coast ; very frequent all round the Island.
 9. *BOMBAX MALABARICUM* DC. The commonest tree in the Island.

STERCULIACEÆ.

10. *MELOCHIA CORCHORIFOLIA* Linn. Very common in the central clearing.

RUTACEÆ.

11. *CITRUS MEDICA* Linn. In the telegraph-house garden and elsewhere ; planted.

CHAILLETIACEÆ.

12. *CHAILLETIA CELONIONIDES* Hook. f. Very abundant on the south side of the Island.

RHAMNACEÆ.

13. *COLUBRINA ASIATICA* Brongn. One large bush beside the boat-house, and here and there throughout the Island.

AMPELIDEÆ.

14. *LEEA PARALLELA* Wall. Very common throughout the Island.

MORINGACEÆ.

15. *MORINGA PTERYGOSPERMA* Gaertn. Some trees near the huts of Burmans, between the tank and the sea.

CONNARACEÆ.

16. *CONNARUS GIBBOSUS* Wall. In the interior jungle.
 17. *CNESTIS RAMIFLORA* Griff. Very abundant towards south side of Island.
 18. *ELLIPANTHUS STERCULIÆFOLIUS* Prain. Coast zone, south side.

LEGUMINOSÆ.

19. *DESMODIUM UMBELLATUM* DC. Shore species; frequent, especially on the west and north sides of the Island.

20. *ABRUS PRECATORIUS* Linn. Very frequent everywhere in the Island.

21. *ERYTHRINA INDICA* Lamk. A purely coast species here, as it also is in the Andamans and in Great Coco island. In the Great Coco it is, however, rather uncommon: a striking contrast with the conditions in Diamond Island where this tree forms an almost unbroken ring round the coast.

22. *MUCUNA MONOSPERMA* DC. Very common in the interior jungle.

23. *PUERARIA PHASEOLOIDES* Benth. Common on the western sea-face of the Island, climbing over bushes of *Tabernamontana crispa* and creeping in the grass at the bare south-western corner of the Island.

24. *CANAVALIA ENSIFORMIS* DC. A climber all round the coast, especially common on west and north sides of the island; not met with in the interior.

25. *PONGAMIA GLABRA* Vent. Frequent in the line of trees immediately behind the sandy beach.

26. *CÆSALPINIA BONDUCELLA* Ham. A thicket behind the boat-house.

27. *CASSIA ALATA* Linn. Two or three large thickets between the telegraph-office and the tank.

28. *TAMARINDUS INDICA* Linn. Several large trees behind the beach, between the telegraph-office and the graveyard.

29. *ENTADA SCANDENS* Benth. Common all over the island.

30. *ALBIZZIA PROCERA* Benth. A common tree, especially in the western half of the island; those trees exposed to the S. W. monsoon are gnarled and dwarfed and weather-beaten.

COMBRETACEÆ.

31. *TERMINALIA CATAPPA* Linn. Frequent in the beach ring of trees. One tree overhanging the boat-house, and probably an introduced one, was in flower in November; the others were all, as they were in South Andaman and in the Great Coco, in fruit.

MELASTOMACEÆ.

32. *OSBECKIA CHINENSIS* Linn.; C. B. Clarke in F. B. I. Frequent in the bare grassy slope at the south-western corner of the Island. The form present in Diamond Island differs from typical *O. chinensis* somewhat in size and form of leaves and calyx; in these specimens, leaves

7 cm. : 3 cm., ovate, acute, base subcordate; inflated ovary 6 mm. : 4 mm.; tubular neck of calyx 4 mm. long : 3 mm. diam. at junction of inflated and tubular portions and 5 mm. diam. at mouth. The specimens of this gathering precisely accord with specimens collected by Kurz in Arracan; they agree as to calyx with specimens collected by R. Scott in Pegu; as to leaves they resemble specimens collected on Parasnath and in Chutia Nagpur by T. Thomson, by Kurz, and by J. J. Wood.

LYTHRACEÆ.

33. *LAGERSTRÆMIA FLOS-REGINÆ* Retz. A common tree in the eastern part of the Island and to the north of the tank.

CUCURBITACEÆ.

34. *LUFFA ÆGYPTIACA* Mill. Not infrequent on the western side of the Island.

RUBIACEÆ.

35. *STEPHEGYNE DIVERSIFOLIA* Hook. f. Frequent in and immediately behind the coast zone.

36. *GUETTARDA SPECIOSA* Linn. Common on the north coast of the Island; this appears to be the first occasion on which the species has been collected so far north as Arracan.

37. *IXORA RUGOSULA* Wall. Frequent in the interior; previously only known from Pegu and Tenasserim; now, therefore, from Arracan also.

38. *PAVETTA INDICA* Linn. Common in the interior.

39. *PSYCHOTRIA ADENOPHYLLA* Wall. Common in the interior.

COMPOSITÆ.

40. *VERNONIA CINEREA* Less. Waste ground about telegraph-office; also on bare ground at the south-western corner of the Island.

41. *ADENOSTEMMA VISCOSUM* Forst. var. *PARVIFLORA* Hook. f. Behind the boat-house.

42. *AGERATUM CONYZOIDES* Linn. Only a few plants seen near the side of the tank.

GOODENOVIEÆ.

43. *SCÆVOLA KENIGII*, Vahl. On the west and north shores; common.

CAMPANULACEÆ.

44. *SPHENOCLEA ZEYLANICA* Gærtn. At the margin of the tank eastern end; profuse.

APOCYNÆ.

45. *WILLUGHBEIA EDULIS* Roxb. In the interior jungle, only once met with.

46. *TABERNÆMONTANA CRISPA* Roxb. Very abundant on the west and somewhat less frequent on the north shore. A distinct northern extension to the distribution of this species which has been hitherto known from the Andamans and the Nicobars only. Follicles 3-keeled, green, 2.75 cm. long, 1 cm. anteroposterior, 0.75 cm. lateral diams., sessile avicular (beak slender recurved 6 mm. long) semicircular (ventrally convex, dorsum straight or very slightly concave), when opened flat 2.25 cm. across; endocarp brilliant scarlet.

47. *ICUNOCARPUS FRUTESCENS* R. Br. Extensive climber; frequent in the interior. Flowers sweet smelling; corolla here pure white, not purple.

ASCLEPIADACEÆ.

48. *DEEGEA VOLUBILIS* Benth. In the interior jungle; frequent.

GENTIANACEÆ.

49. *LIMNANTHEMUM PARVIFOLIUM* Griseb. Plentiful near the western end of the tank and the only species present. A species with, so far as is known, a somewhat detached distribution.* It is plentiful in the western Deccan and in Ceylon. This gathering is intermediate as to situation between that of Hooker and Thomson (Chittagong) and that of Wallich (Tavoy)—the only two previous gatherings recorded from the Trans-gangetic Peninsula; perhaps it indicates that it would be oftener found if particularly looked for.†

HYDROPHYLLACEÆ.

50. *HYDROLEA ZEYLANICA* Vahl. Swampy ground at west end of tank: plentiful.

BORAGINACEÆ.

51. *EHRETIA LEVIS* Roxb. Common; all the specimens from this locality are *absolutely* glabrous; there is no indumentum or any trace of such, even on young branches, on young leaves, or on the youngest flower-buds.

* Another species with a similarly detached distribution is *L. aurantiacum* Dalz., a common species in the western Deccan and Ceylon (from Bombay southwards), and hitherto supposed to be confined to this area. Excellent specimens have, however, been sent (14th December 1889) by H. T. Peter, Esq., from Narayangunge near Dacca, and identified by Dr. G. King, F. R. S.

CONVOLVULACEÆ.

52. *ERYCIBE PANICULATA* Roxb. *var.* *PEGUENSIS*, Clarke. A small subsucculent wide-spreading tree; leaves elliptic cuneately acuminate; at both ends secondary nerves scarcely visible beneath with dense panicles, white flowers and rusty-tomentose shoots. The present locality stands intermediate between those hitherto recorded for the variety—Chittagong (Hooker,) and Moulmein (several collectors).

53. *IPOMÆA GRANDIFLORA* Lamk. Very common, climbing amongst the Coast species on the western and northern sides of the Island, and also for a little way amongst the adjacent inland species.

54. *I. DIGITATA* Linn. Common with the preceding on the western side of the Island.

55. *I. DENTICULATA* Choisy. By the side of the stream between the boat-house and the pilots' house, beside the path from the boat-house to the telegraph-office, along the cleared slope between the telegraph-office and the sea, and again at the north-east corner of the Island, always plentiful. The distribution of this species, so far as was known in 1883, was (F. B. I. iv, 208) "MALAY PENINSULA; from Mergui southwards. CEYLON; near the sea at Gallo. NICOBARS," its further distribution being "Malaya, Australia, Polynesia, Seychelles." But it is now known to extend further up the Bay. It occurs in the Andamans, is exceedingly plentiful on the Great Coco, was collected by Kurz at Kobah on the shores of S. Burma during his latest journey, is very plentiful here in Diamond Island, and was collected by Kurz at Akyab which is still further north. In the Great Coco a curious feature in this species and the next is their habitat. This species converts raised coral "shingle" beaches into purple meadows; on this shingle not a single plant of *I. biloba* is to be met with; flat crescentic stretches of level sand at the heads of bays are completely covered with *I. biloba* and not a plant of *I. denticulata* is to be seen. Whenever a little cleared patch of soil occurs near the sea the two species appear in it plentifully side by side.

56. *I. BILOBA* Forsk. Sand-beaches on north and west side of island, not plentiful. Also with the preceding species between the boat-house and the telegraph-office.

SOLANACEÆ.

57. *CAPSICUM MINIMUM* Roxb. In the telegraph-master's garden, cultivated; but also all over the central clearing, spontaneous.

SCROPULARIACEÆ.

58. *LIMNOPHILA CONFERTA* Benth.; Hook. f. In marshy ground along with *Hydrolea*.

59. *VANDELLIA CRUSTACEA* Benth. On wet banks of the tank at west side.

60. *SCOPARIA DULCIS* Linn. In cleared space behind telegraph-office.

BIGNONIACEÆ.

61. *HETEROPHRAGMA ADENOPHYLLUM* Seem. Frequent in the interior.

ACANTHACEÆ.

62. *THUNBERGIA LAURIFOLIA* Lindley. Common.

VERBENACEÆ.

63. *PREMNA INIEGRIFOLIA* R. Br. Littoral species; common.

64. *VITEX NEGUNDO* Linn. Leaves mostly 4-pinnate. On the sea-shore of north side of Island, but only in two places.

65. *CLERODENDRON INERME* Gaertn. Very common on the coast here, and also throughout the whole of the Andaman group.

66. *AVICENNIA OFFICINALIS* Linn. On the sandstone reefs, but only in two or three places, to the south and west sides of the Island.

LABIATÆ.

67. *OCIMUM BASILICUM* Linn. Waste ground behind servants' quarters of telegraph-office buildings. This is only *Ocimum* that has here become spontaneous. In South Andaman the true *Tulsi* (*O. sanctum*) is the one that has become naturalised; in the Laccadive group it is the *Ram-tulsi* (*O. gratissimum*) that occurs as if wild.

68. *ANISOMELES OVATA* R. Br. Here and there in opener parts of the interior and plentiful on the bare part at the south-west corner of the Island; *not* in the cleared space near the telegraph-office.

MYRISTICACEÆ.

69. *MYRISTICA GLAUCA* Blume. Only one (female) tree seen, near the *Garcinia*.

EUPHORBIACEÆ.

70. *EUPHORBIA THYMIFOLIA* Burm. On wet banks of the tank, plentiful; seeds red.

71. *BRIDELIA TOMENTOSA* Blume. Plentiful; absolutely glabrous in every part and in this respect quite like specimens collected by Kurz in Pegu.

72. *FLURGGIA MICROCARPA* Blume. A small tree; common in the interior.

73. *MACARANGA TANARIUS* Muell.-Arg. Plentiful on the south side of the Island. This locality is a very distinct extension northwards for the distribution of this species which has been hitherto known only from South Andaman, Nicobars, Perak and Malacca. Dr. King has very kindly verified this determination for me.

URTICACEÆ.

74. *ARTOCARPUS CHAPLASHA* Roxb. Only once seen, near the *Garcinia* and *Myristica*.

75. *ANTIARIS TOXICARIA* Lesch. Only once seen; the tree is close beside the preceding and is said by the Burmans (turtle-collectors) to be the only one on the Island; it may have been planted, but it is difficult to suppose by whom.

76. *FIGUS RUMPHII* Blume. Littoral; a very large tree, commonest on the south side, but plentiful all round the Island.

77. *F. HISPIDA* Linn. f. In the interior, not very common.

SCITAMINEÆ.

78. *MUSA SAPIENTUM* Linn. Planted in the telegraph-master's garden.

DIOSCOREACEÆ.

79. *DIOSCOREA GLABRA* Roxb. Common.

LILIACEÆ.

80. *SMILAX MACROPHYLLA* Roxb. With *Calamus* and *Dioscorea* forms much of the interior jungle.

PALMEÆ.

81. *CALAMUS TIGRINUS* Kurz? Very plentiful; not in fruit.

82. *COCOS NUCIFERA* Linn. Planted only; a double row containing 14 trees in front of the telegraph-office and a few others near the Burmans' huts.

AROIDEÆ.

83. *SCINDAPSUS OFFICINALIS* Schott. Epiphyte common in the coast zone and the interior also.

CYPERACEÆ.

84. *CYPERUS PENNATUS* Lamk. On all bare places round the coast whether grassy or rocky; also in mud beside the tank outlet and on the banks of the water-course beside the boat-house.

85. *SCIRPUS ARTICULATUS* Linn. In the shallow water at west end of tank.

GRAMINEÆ.

86. *ELEUSINE INDICA* Gærtn. Tufts of this grass occur along the path from the shore to the telegraph-office.

FILICES.

87. *ADIANTUM LUNULATUM* Burm. Only along the water-course on the north side of the Island.

88. *CERATOPTERIS THALICTROIDES* Brongn. Common at the west end of the tank.

89. *LYGODIUM FLEXUOSUM* Sw. Common in the interior.

FUNGI.*

90. *HEXAGONIA SIMILIS* Berk. On dead wood; interior.

91. *HIRNEOLA POLYTRICHA* Mont. On dead wood: interior.

92. *STEREUM CYATHIFORME* Fries. On dead wood: interior.

93. *POLYPORUS OCCIDENTALIS* Berk. On dead wood: interior.

ALGÆ.

94. *PADINA PAVONIA* Gaill. On sandstone reefs.

95. *CAULEPRA CLAVIFERA* Agardh. On sandstone reefs.

§§§ DISTRIBUTION OF THE SPECIES OBSERVED IN DIAMOND ISLAND.

A. GENERAL.					NAME OF SPECIES.	B. SPECIAL.				
						Trans-gangetic.			Cis-gangetic.	
America.	Africa.	Polynesia.	Australia.	Asia.		Arracan.	Pegu.	Andaman.	India.	Ceylon.
				x	<i>Cycolea peltata</i>	x	x			
					<i>Nymphaea Lotus</i>	x	x	x	x	
					<i>Nelumbium speciosum</i>	x	x		x	
					<i>Capparis sepiaria</i>	x				
					<i>VAR. grandifolia</i>	x		x		
					<i>Garcinia cornea</i>	x	x		x	
x	x	x	x	x	<i>Urena lobata</i>	x	x	x	x	x

* Mr. Massee, through the good offices of Mr. Hemsley, F. R. S., has very kindly supplied the names of these Fungi.

A. GENERAL.					NAMES OF SPECIES.	B. SPECIAL.						
America.	Africa.	Polynesia.	Australia.	Asia.		Trans-gangetic.			Cis-gangetic.			
						Arracan.	Pegu.	Andaman.	India.	Ceylon.		
x	x	x	x	x	Hibiscus tiliaceus	x	x	x	x	x	x
-	x	x	x	x	Thepesia populnea	x	x	x	x	x
-	x	x	x	x	Bombax malabaricum	x	x	x	x	x
+	x	x	x	x	Melochia corchorifolia	x	x	+	x	x
-	x	x	x	x	Citrus medica	x	x	x	x	x
-	x	x	x	x	Chaillatia gelonioides	x	x	x	x	x
-	x	x	x	x	Colubrina asiatica	x	x	x	x	x
-	x	x	x	x	Leea parallela	x	x	x	x	x
-	x	x	x	x	Moringa pterygosperma	x	x	x	x	x
-	x	x	x	x	Connarus gibbosus	x	x	-	-	-
-	x	x	x	x	Cnestis ramiflora	x	x	x	x	x
-	x	x	x	x	Ellipanthus sterculiæfolius	x	-	-	-	-
-	x	x	x	+	Desmodium umbellatum	x	x	x	x	x
x	x	x	x	x	Abrus precatorius	x	x	x	x	x
-	x	x	x	x	Erythrina indica	x	x	x	x	x
-	x	x	x	x	Mucuna monosperma	x	x	-	x	x
-	x	x	x	x	Pueraria phaseoloides	x	x	-	-	-
x	x	x	x	x	Canavalia ensiformis	x	x	x	x	+
x	x	x	+	+	Pongamia glabra	x	x	x	x	x
x	x	x	x	x	Cassalpinia Bonducella	x	x	x	x	x
x	x	x	x	x	Cassia alata	x	x	x	-	x
x	x	x	x	x	Tamarindus indica	x	x	x	x	x
x	x	x	x	x	Entada scandens	x	x	x	x	x
-	x	x	x	x	Albizzia procera	x	x	x	x	-
-	x	x	x	x	Terminalia Catappa	x	x	x	-	-
-	x	x	x	x	Osbeckia chinensis	x	-	-	-	-
-	x	x	x	x	Lagerstromia Flos-Reginæ	x	x	-	x	x
x	x	x	x	x	Luffa ægyptiaca	x	x	x	x	x
-	x	x	x	x	Stephegyne diversifolia	x	x	x	-	-
x	x	x	x	x	Guettarda speciosa	x	x	x	x	-
-	x	x	x	x	Ixora rugulosa	x	x	-	-	-
-	x	x	x	x	Pavetta indica	x	x	x	x	-
-	x	x	x	x	Psychotria adenophylla	x	x	x	-	-
x	x	x	x	x	Vernonia cinerea	x	x	x	x	x
x	x	x	x	x	Adenostemma viscosum	x	x	x	x	x
x	x	x	x	x	Ageratum conyzoides	x	x	x	x	x
-	x	x	x	x	Scævola Kœnigii	x	x	x	x	x
x	x	x	+	x	Sphenoclea zeylanica	x	x	x	x	x
-	x	x	x	x	Willughbeia edulis	x	x	-	-	-
-	x	x	x	x	Tabernaemontana crispata	x	-	-	-	-
-	x	x	x	x	Ichnocarpus frutescens	x	x	x	x	x
-	x	x	x	x	Dregea volubilis	x	-	-	x	x
-	x	x	x	x	Limnanthemum parvifolium	x	-	-	x	x

A. GENERAL.					NAMES OF SPECIES.	B. SPECIAL.				
						Trans-gangetic.			Cis-gangetic.	
America.	Africa.	Polynesia.	Australia.	Asia.		Arracan.	Pegu.	Andaman.	India.	Ceylon.
x				x	Hydrolea zeylanica...	x	x	x	x	x
				x	Ehretia laevis ...	x	x	x	x	x
				x	Erycibe paniculata ...	x	x			
				x	VAB peguensis	x	x			
				x	Ipomoea grandiflora...	x	x	x	x	x
				x	I. digitata ...	x	x	x	x	x
				x	I. denticulata ...	x	x	x		x
				x	I. biloba ...	x	x	x	x	x
				x	Capsicum minimum	x	x	x	x	x
				x	Limnophila conferta	x	x		x	x
				x	Vandellia crustacea	x	x	x	x	x
				x	Scoparia dulcis ...	x	x	x	x	x
				x	Heterophragma adenophyllum ..	x	x	x		
				x	Thunbergia laurifolia	x	x	x	x	x
				x	Premna integrifolia	x		x	x	x
				x	Vitex Negundo ...	x	x	x	x	x
				x	Clerodendron inerme	x	x	x	x	x
				x	Avicennia officinalis	x	x		x	x
				x	Ocimum Basilicum ...	x	x	x	x	x
				x	Anisomeles ovata ...	x	x	x		
				x	Myristica glauca ...	x	x	x	x	x
				x	Euphorbia thymifolia	x	x	x		
				x	Bridelia tomentosa	x	x		x	x
				x	Flueggia microcarpa	x	x	x		
				x	Macaranga Tanarius	x	x	x		
				x	Artocarpus Chaplasha	x	x		x	x
				x	Antiaris toxicaria ...	x	x		x	
				x	Ficus Rumphii ...	x	x	x	x	x
				x	F. hispida ...	x	x	x	x	x
				x	Musa sapientum ...	x	x	x	x	x
				x	Dioscorea glabra ...	x	x	x	x	
				x	Smilax macrophylla...	x	x	x	x	
				x	Calamus tigrinus? ...	x	x	x	x	x
				x	Cocos nucifera ...	x	x	x	x	
				x	Scindapsus officinalis	x	x	x	x	x
				x	Cyperus pennatus ...	x	x	x	x	
				x	Scirpus articulatus...	x	x	x	x	x
				x	Eleusine indica ...	x	x	x	x	x
				x	Adiantum lunulatum	x	x	x	x	x
				x	Ceratopteris thalictroides	x	x	x	x	x
				x	Lygodium flexuosum	x	x	x	x	x
				x	Hexagonia similis ...	x	x	x	x	x
				x	Hirneola polytricha	x	x	x	x	x
				x	Stereum cyathiforme	x	x	x	x	x
				x	Polyporus occidentalis	x	x	x	x	x
				x	Padina pavonia ...	x	x	x	x	x
				x	Caulerpa clavifera ...	x	x	x	x	x

Examining first the general distribution of the Flora we find that, of the 95 species, 36 are species cosmopolitan in the tropics, while, on the other hand, no fewer than 38 are confined to Asia. Of the remaining 21, whose distribution is confined within the old world but extends beyond the limits of Asia, only four occur in Australia, Polynesia and Africa as well as in Asia; two occur in Asia, Australia and Polynesia; four in Asia, Australia and Africa; and three in Asia, Polynesia and Africa. Six are confined to Asia and Australia, two to Asia and Africa, one to Asia and Polynesia. The following table shews this more clearly, and at the same time indicates the relationships that subsist between the distributional features of the species and, on the one hand, their habitat, on the other, their habit.

TABLE I. *Relationship of General Distribution to Habit and Habitat.*

HABIT.					DISTRIBUTIONAL FEATURES.	HABITAT.								
Total.	Trees.	Shrubs.	Herbs.	Climbers.		Cultivated or planted.	Weeds.	Inland sp.	Marsh sp.	Coast sp.	Epiphyte.	Saprophytes.	Marine.	Total.
32	4	5	18	5	Cosmopolitan in the Tropics ...	5	8	5	3	5	..	4	2	32
1	...	1	Almost ditto: absent from Australia	1	1
6	2	1	2	1	Throughout Tropics of Old World	1	4	1	6
2	...	2	In Asia, Australia and Polynesia	1	...	1	2
4	...	2	1	1	In Asia, Australia and Africa	3	..	1	4
2	...	1	1	...	In Asia, Polynesia and Africa	1	2
7	2	2	2	1	In Asia and Australia	6	1	7
1	1	In Asia and Polynesia	1	1
3	1	...	2	..	In Asia and Africa ...	1	2	3
37	13	10	3	11	Confined to Asia ...	4	...	23	2	7	1	37
5	23	23	30	19	TOTALS	10	9	38	10	20	1	4	3	95

There is no progressive feature in the general distribution of the species; while the highest number of any of the classes is that of species confined to Asia, the next highest is that of species cosmopolitan in the tropics. The cosmopolitan or nearly cosmopolitan species are, however, to a large extent cultivated plants and weeds of waste places or marshes. In the case of the species confined to Asia

the proportion of forest species to the whole is 30 : 37, or 81 per cent. whereas in the case of the cosmopolitan and almost cosmopolitan species the proportion of forest species to the whole is 10 : 39, or 25 $\frac{2}{3}$ per cent. only.

To complete the account of the distribution of these species it is necessary to examine their special distribution throughout South-eastern Asia. From this it is possible to compute the relationships of the Diamond Island flora to those of the three adjacent areas Arracan-Assam, Pegu-Malaya, Andamans-Nicobars respectively.

We find that 77 species are in distribution both Cis-gangetic (*i. e.*, are present in India, or in Ceylon, or both) and Trans-gangetic (*i. e.*, are present in some or all of the three areas whose influences meet in Diamond island). The remaining 17 species are Trans-gangetic only. So that as regards the composition of the Diamond Island flora the Indo-Chinese influence bears to the Indian a proportion of 95 : 77 (or very nearly of 9 : 7); in other words the Indo-Chinese influence is $\frac{1\frac{2}{3}}{1}$, or just under 19 per cent. stronger than the Indian. The details of this distribution are more compactly given in the subjoined table.

TABLE II. *Distribution of the Diamond Island species in S. E. Asia.*

Species both Cis-gangetic and Trans-gangetic ;—	77
Common to all the districts	56
Absent from a Cis-gangetic district ;—	7
Absent from Ceylon only	6
Absent from India only (<i>Ipomœa denticulata</i>)...	1
Absent from Trans-gangetic districts ;—	10
Absent from Andamans-Nicobars only	8
Absent from Pegu-Malaya only (<i>Vitex Negundo</i>)	1
[This sp. is only represented in Arracan by the Diamond I. gathering]:	
Absent from both Andaman and Pegu (<i>Dregea volubilis</i>)	1
Absent both from a Cis-gangetic and a Trans-gangetic district ;	4
[These sp. are all absent at once from the Andamans and from Ceylon].	
Species Trans-gangetic only :—	18
Common to the three Trans-gangetic districts :—	10
Distributed throughout Arracan-Assam district	7
Represented in Arracan by the Diamond I. gathering only	3
Carried over ...	95

	Brought forward	... 95
Absent from the Andaman-Nicobar district only;	5	
Distributed throughout Arracan-Assam dis- trict	3	}
Represented in Arracan by the Diamond I. gathering only	2	
Absent from the Pegu-Malaya district only	2	
[These sp. are both represented in Arracan by the Dia- mond I. gathering only.]		
Present only in Diamond Island (<i>Ellipanthus sterculiaefolius</i>)	1	
Total		95

The following remarks on this table may not be out of place. The absence at once from the Andamans and from Ceylon of certain species is at first sight good negative evidence of a statement made by Mr. Kurz (*l. c. p. 15*) concerning the Andamans;—"A few Ceylon species "indicate some relationship between the Andamans and that island." But it is unwise to believe that a thing does not exist because it has not been seen, and it is, as regards the Andamans at least, no evidence because these species have not yet been met with yet that they do not occur there. The positive evidence from the species that occurs in Ceylon and is very frequent all along the Andamans group (*Ipomœa denticulata*) but that nevertheless is absent from the western or Indian shore of the Sea of Bengal is also without value. The curious but constant feature as regards its habitat already remarked on, may explain its absence from the long line of sand-dunes that stretches from the Coromandel Coast up to Orissa. At the same time, it must not be supposed that Mr. Kurz's remark has been based on facts that are as easily explained as these are.*

In order to provide a basis for the computation of the relative value of the Arracan, Pegu, and Andaman influences in the composition of the Diamond Island flora, it is necessary to tabulate further the facts of distribution so far as these three districts alone are concerned.

* The writer has himself to add an instance quite as striking as any of those that were met with by Mr. Kurz. In November 1889 he collected on Mount Harriet in S. Andaman *Strongylodon ruber* Vogel, a Polynesian species that has a somewhat peculiar distribution in that it also occurs in Ceylon; to the Ceylon locality has now to be added that of S. Andaman also.

TABLE III. Relationship of Transgangetic Distribution to Habit and Habitat.

HABIT.					DISTRIBUTIONAL FEATURES.	HABITAT.							
Total.	Trees.	Shrubs.	Herbs.	Climbers.		Cultivated or planted.	Weeds.	Island sp.	Marsh sp.	Coast sp.	Epiphyte.	Saprophytes.	Marine.
70	16	16	25	13	In all 3 districts and widely distributed in the Arracan-Assam district ...	8	8	22	7	17	1	4	370
3	1	2	In all 3 districts but represented in Arracan by the Diamond I. gathering only ...	1	...	2	3
15	4	2	5	4	Absent from Andaman-Nicobars, but widely distributed in Arracan...	1	1	9	3	1	15
2	1	1	Absent from Andaman-Nicobars and only represented in Arracan by the Diamond I. gathering	2	2
3	...	2	...	1	Absent from Pegu; and at the same time only known from Arracan by the Diamond I. gathering	1	...	2	3
1	1	Absent from Pegu and Andamans; widely distributed in Assam-Arracan...	1	1
1	1	Only known from Diamond Island	1	1
95	23	23	30	19	TOTALS	10	9	38	10	20	1	4	395

The first line of this table represents that element in the flora of the island wherein the influence of the three adjacent districts may be assumed to act indifferently; the second line that wherein the influence of the Arracan district is to be eliminated and only Pegu-Malayan and Andaman-Nicobar influences (presumably equally) prevail; the third line that wherein Pegu-Malayan and Arracan-Assam influences prevail, while Andaman-Nicobar influences do not act; the fourth contains the element representative of Pegu-Malayan influences alone; the fifth that representative of purely Andaman-Nicobars influences; the sixth that indicating purely Assam-Arracan influences; the last, like the first, indicates an element wherein the influences of the three areas act indifferently but in the opposite way. As however this element (the endemic) is here only represented by one species, it is not convenient or useful to employ it in computation, and since Diamond Island is geographically inseparable from Arracan this species is treated as indicative of Arracan influence.

Reasoning from particulars the Andaman influence is stronger than either the Pegu or the Arracan influence is, so far as positive evidence goes, for there are here *three* exclusively Andamanese species as

compared with only *two* exclusively Arracan and *two* exclusively Pegu species. The negative evidence, however, points quite the other way, for there are no fewer than *eighteen* species* indicating the *absence* of Andaman influence, as against only *five*† indicating the absence of Arracan influence, and *five*‡ indicating the absence of Pegu influence. But it has to be kept in mind that the Andaman flora is by no means so well-known as the floras of the other two districts are and this negative evidence may be expected to be decreased, while there is no reason why the positive evidence may not be increased. The figures are in every case too small for special inferences being drawn from them.

The comparative values of the influences of these three adjacent areas are more accurately determinable from general evidence. In applying this it is necessary to use in succession as numerators the figures yielded by each possible distributional arrangement in which *adjacent* areas are concerned and as denominators in each case the number of *adjacent* areas involved; by adding together the fractions affecting particular adjacent districts we obtain a number that indicates the proportional influence of each of them in the composition of the flora of the island. The following are the results:—

I. Andaman-Nicobar influence	$\frac{2^0}{3} + \frac{2}{3}$	$+ \frac{2}{3} = 27\frac{2}{3},$ or 29·29%.
II. Pegu-Malayan influence	$\frac{2^0}{3} + \frac{2}{3} + \frac{1^6}{2} + \frac{2}{3}$	$= 34\frac{1}{3},$ or 36·14%.
III. Assam-Arracan influence	$\frac{2^0}{3} + \frac{1^6}{2} + \frac{1}{1} + \frac{1}{1}$	$= 32\frac{2}{3},$ or 34·57%.
	<u>95.</u>	<u>100.</u>

This method of computation may be extended to each of the subdivisions under the general headings 'habit' and habitat.' For some of these it is not, however, necessary; from others no particular information is to be derived. Under the heading of habitat, however, an analysis of the classes of inland and of coast plants is not without interest, especially when their results, expressed as per-centages, are compared with those afforded by the general total. They are as follows:—

INLAND SPECIES:—

Andamans,	= $\frac{2^2}{3} + \frac{2}{3} + \frac{1}{1}$	= $9\frac{1}{3}$ or, 24·56%.
Pegu,	= $\frac{2^2}{3} + \frac{2}{3} + \frac{2}{2} + \frac{2}{3}$	= $14\frac{2}{3}$ or, 39·03%.
Arracan,	= $\frac{2^2}{3} + \frac{2}{3} + \frac{1}{1} + \frac{1}{1}$	= $13\frac{2}{3}$ or, 36·41%.
	<u>38.</u>	<u>100.</u>

* Obtained by adding together the totals of lines 3, 4 and 7.

† Obtained by adding together the totals of lines 2 and 4.

‡ Obtained by adding together the totals of lines 5, 6 and 7.

COAST SPECIES :—

$$\text{Andamans,} = \frac{17}{3} + \frac{1}{1} = \frac{34+12}{6} = \frac{46}{6} = 7\frac{2}{3} \text{ or, } 38\cdot34\%.$$

$$\text{Pegu,} = \frac{17}{3} + \frac{1}{1} = \frac{34+3}{6} = \frac{37}{6} = 6\frac{1}{6} \text{ or, } 30\cdot83\%.$$

$$\text{Arracan,} = \frac{17}{3} + \frac{1}{1} = \frac{34+3}{6} = \frac{37}{6} = 6\frac{1}{6} \text{ or, } 30\cdot83\%.$$

20. 100·00.

Comparing the results in these three series of figures we find the general influence differs from the special influence exhibited in the statistics of the inland and the coast element of the flora as follows :—

TABLE IV. *Comparison of Results.*

	Species in flora generally.	Inland species.	Coast species.
Andaman influence responsible for introduction of	29·29%.	24·56%.	38·34%.
Pegu „ „ „	36·14%.	39·03%.	30·83%.
Arracan „ „ „	34·57%.	36·41%.	30·83%.

It will at once occur to the reader that a fallacy underlies this calculation so far as the Andaman influence is concerned, when he notes the low figure at which that influence as regards inland species is given. This low figure, however, only affords corroboration of the justness of the system, since it is exactly the inland portion of the Andaman flora that is as yet inadequately known. The Andaman coast species are, however, nearly if not quite as well known as the Burmese or Malayan coast species, and it is interesting to find that for this element the equivalent numerical expression of the Andaman influence is distinctly *higher* than are the figures for Pegu or Arracan. The only fallacy underlying the evidence from these figures is that which attends all calculations from numbers that are *absolutely* somewhat small. At all events they show how just was the passing observation made by Mr. Kurz on his visit to Diamond Island in 1866.* The only point on

* Already given in the text (p. 276) and referred to in footnote †.

which emphasis requires to be put in connection with the remark is that this striking "similarity, nay rather identity, of the shore vegetation" is due less, as Mr. Kurz appears to imply, to the general connection that subsists between the Andamans as a whole and Burma-Malaya as a whole than to a special connection that subsists between Diamond Island as the first segment, and the Andamans as the continuation of a special geographical district whereof both are *membra disjecta*—a connection quite as strikingly exhibited in these features wherein they together differ from Burma and Malaya as in the features wherein they alike agree with those two areas.



XIX.—*Noviciæ Indiæ.* III. *Some additional species of LABIATÆ.*—

By D. PRAIN.

[Received 7th November 1890;—Read 3rd December 1890.]

The account of the Indian LABIATÆ in the *Flora of British India*, vol. iv, pp. 604—705 was published in August 1885, and since then a number of forms new to India, including a few new to science, have been reported from outlying portions of the Indian Empire. Having been directed by Dr. King to arrange the Indian material of the order preserved in the Calcutta herbarium, and having had at the same time the advantage of the use of the material of the order in the Saharanpur herbarium, kindly lent for study by Mr. Duthie, as well as of that in the private herbarium of Dr. Watt, kindly placed at my disposal by its owner, I have taken the opportunity to provide diagnoses of all the forms new to India arranged according to the method of the *Flora* and now present these to the Society in the hope that they may prove of interest to members who may be botanising in the field near the various Indian frontiers.

1. OCIMUM LINN.

6. OCIMUM EXSUL *Coll. & Hemsl.*; stems erect simple hispid, leaves shortly petioled decussately paired, rather thick, hispidly hairy beneath, glabrous above, narrowly obovate-lanceolate obtuse remotely obscurely toothed paler beneath, lateral veins about 7 pairs oblique distinct; racemes long lax, bracts small subrotund coloured, whorls 4-6 flowered pedicels short, *calyx* hirsute campanulate, 2 lower teeth contiguous very shortly acuminate aristate, fruiting enlarged dry, rigid conspicuously nerved upper lobe orbicular slightly recurved; *corolla* blue puberulous tube slender lower lip slightly concave upper 4-fid, filaments naked far

exserted upper pair slightly thickened at the base; *nutlets* ovate-orbicular, pale, smooth.—*Ocimum exsul* *Coll. & Hemsl., Jour. Linn. Soc.* xxviii, 112 (1890).

BURMA:—Meiktila, *Collett* n. 877.

Apparently perennial, stems more than 30 cm. high; leaves 2·5—3·5 cm. long, 0·75—1 cm. across, distinctly gland-dotted; racemes terminating in a few sterile coloured bracts, bracts 2·5 mm. diam., pedicels 1—4 mm., *calyx* 3 mm. long 2 mm. across (fruiting 8 mm. long 4·5 mm. across, lower teeth strongly aristate), *corolla* tube 8·5 mm long, externally puberulous as are the lips, lower lip 3·5 mm. long; stamens 10 mm. long; *nutlets* 3 mm. diam.

A very interesting species unlike any Indian *Ocimum* and belonging to § *Ocimodon* (*Hiantia*); nearly related to the African *O. obovatum* and *O. filamentosum*.

7. ORTHOSIPHON BENTH.

* * * *Calyx-throat naked, stamens far exserted.*

8 b. ORTHOSIPHON PARISHII *Prain*; slender, glabrous, stem short or long, leaves decussately paired, pairs 3, lowest usually smallest evanescent, middle pair largest, all long petioled, ovate-acute gradually tapering from widish truncate or cuneate base, margin distinctly serrate or sinuate or entire, upper surface sparsely hairy under surface glabrous except the nerves, racemes very long, bracts narrowly ovate-acuminate slightly exceeding pedicels, *calyx* hirsute campanulate 2 lower teeth subulate, *corolla* blue, tube very slender $3\frac{1}{2}$ times as long, lower lip narrow concave, upper 3-fid, margins glabrous, filaments naked, twice as long as corolla; *nutlets* broadly oblong, compressed, minutely reticulately rugulose.

BURMA:—Tenasserim, *Parish*; Shan Hills Terai, 2000 feet, *Collett*; Meiktila, *Prazer*; Maymyo, *Dr. King's collector*.

Rootstock short nodular woody 1·5 cm. long 0·5 cm. thick, leafy stem 12—20 cm., internodes about 3 cm., petioles 2—5 cm. long; laminae of middle pair 7—13 cm. long 5—6 cm. across, of other pairs 3—7 cm. long 2·5—4 cm. across, racemes 6—14 cm. long, whorls 6-fid. about 2·5 cm. apart, bracts 5 mm. long, 1·5 mm. wide, margin ciliate hirsute, pedicels 3 mm. long; *calyx* 4 mm. long (in fruit 7·5 mm. long); *corolla*-tube 15 mm. uniform externally puberulous as are the lips, lower lip 6 mm. long 2·5 mm. across, upper lip 3 mm. long 5 mm. across, filaments inserted below apex of tube 24 mm. long, stigma clavate sub-capitate slightly notched, *nutlets* 1·75 mm. long 1 mm. across.

Nearest to *Orthosiphon stamineus* Benth. of which it repeats all the characters of flower and fruit, but which has much smaller leaves and an

altogether different habit. In habit this approaches *O. scapiger* Benth. from Nepal and Kamaon, as does another plant from Manipur (Watt n. 7718) which has been collected without corollas or fruit; the calyx in Watt's plant is like that of *O. Parishii* but the bracts are rather longer (7 mm.) and the pedicels distinctly shorter (hardly 1 mm.) while the leaves are in 4 (not 3) pairs, are deeply cordate at the base, and have branches in the axils of the 3 lowest pairs.

8. PLECTRANTHUS L'HERIT.

§ ISODON. (*F. B. I.* iv, 616).

* * * *Fruiting calyx indistinctly 2-lipped, shortly 5-toothed. Corolla* $\frac{1}{8}$ — $\frac{1}{3}$ in. long, tube straight equal at the base.

11 b. PLECTRANTHUS BRANDISII Prain; stems simple or branched ascending leafy puberulous, leaves petioled lanceolate serrate above the middle, puberulous beneath, subglabrous above, cymes paniced, corolla-tube short broad, lips subequal; fruiting calyx red-punctate scaberulous, 3 upper teeth acute, 2 lower broader triangular acute or sometimes obtuse; nutlets narrowly ovoid.

BURMA; Pegu, Brandis n. 813; Kurz nn. 575, 2401, 2405, 2406, 2407.

Stems slender angles obtuse 50—80 cm. long, branches spreading sometimes 30 cm. long, petioles 2—4 cm. long, laminae 5—12 cm. long, 1.5—2.5 cm. broad, membranous; panicles pyramidal branches slender, flowers white speckled with red, stamens far exserted. Flowers in January.

Leaves and habit of *P. Walkeri* and *P. Stracheyi* with inflorescence of *P. striatus* and a speckled calyx like that of *P. Stocksii* to which this bears the relationship that *P. Stracheyi* bears to *P. striatus*. It is referred to in *F. B. I.* iv, 618 under *P. Stracheyi* by Sir Joseph Hooker as a plant very like but probably distinct from that species; the specimens available being neither in flower nor with fruit could not be then described.

* * * * *Fruiting calyx longer than broad, 2-lipped or subequally 5-toothed. Corolla* $\frac{1}{8}$ — $\frac{1}{3}$ in. tube declinate or abruptly decurved (almost straight in *P. repens* and *P. Kurzii*), base usually gibbous.

16 b. PLECTRANTHUS KURZII Prain; stem simple ascending glabrous, leaves broadly orbicular obtuse, base cuncate entire narrowed gradually into the short petiole, above the middle few wide toothed, the terminal tooth always longest often very large and blunt, cymes in narrow racemes shorter than the stem, corolla tube nearly straight, cylindrical, obtusely spurred at the base above, stamens included, fruiting calyx glabrous teeth subequal subacute, nutlets small broadly ovoid.

SIKKIM ; Ratong to Yoksum, 2500—5000 feet, *T. Anderson, Kurz.*

Stems 30—40 cm. rather bluntly 4-angled flaccid, leaves 4—4.5 cm. long and 4—5 cm. wide thinly membranous, narrowed gradually into a petiole 1—3 cm. long, serrations 3—7 on each side, central tooth 0.75—1.5 cm. wide, panicles solitary and terminal or few axillary, 6—10 cm. long, lax-fl'd.

Most resembles *P. excisus* Maxim. but is smaller in all its parts.

20 *b.* PLECTRANTHUS PHARICUS *Prain*; shrubby dwarf tomentose or puberulous, leaves small sessile or subsessile ovate or rounded crenate, cymes in distinctly peduncled rather dense few-fl'd axillary racemes, corolla tube short wide, lips very large, fruiting calyx narrow sub-2-lipped subhispid strongly nerved, teeth acute, nutlets oblong.

EASTERN HIMALAYA : Phari, *King's collectors.* DISTRIB. S. Tibet.

Small shrubby, stems woody and rounded below, 4-angled above, 15—30 cm. high, leaves 1—1.25 cm. long under 1 cm. broad, glabrate above tomentose at least on the nerves beneath, peduncles 0.5—0.75 cm., calyx 4 mm. (in fruit 7 mm.) long, 2.5 mm. broad, 2 lower teeth $\frac{1}{2}$ longer than the 3 upper, tube contracted above nutlets in fruit, pedicels 2—3 mm., corolla 9 mm. long (tube 4 mm. long 2.5 mm. wide), lower lip 5 mm. long, nutlets pale faintly reticulated smooth, 2.5 mm. long 1.5 mm. broad.

A very distinct species, nearest to *P. melissoides* and *P. rugosus* between which it stands intermediate.

10.* HYPTIS JACQ.

1 *b.* HYPTIS CAPITATA *Jacq.*; erect, stem glabrate, leaves petioled ovate oblong incised serrate glabrate on both surfaces, peduncles longer than the globose heads, bracts ovate-lanceolate or linear, calyx glabrous, teeth erect subulate shorter than tube.—*Hyptis capitata Jacq., Ic. rar. i, t. 114; Benth., DC. Prodr. xii, 106.*

LOWER BENGAL; introduced; *Kurz, etc.* DISTRIB. Tropical America, introduced into Formosa, Philippines and India.

An erect often branching annual, leaves 8—10 cm. long 5—6 cm. wide, nerves beneath minutely puberulous; heads 20—25 mm. ($\frac{3}{4}$ in. or over) in diameter, enlarging in fruit, bracts reflexed and often hidden, corolla longer than calyx.

12. POGOSTEMON DESF.

5. POGOSTEMON PURPURASCENS *Dalz.*; add to localities of *Flora of British India, iv, 632.*

MANIPUR; Kassome range, 3—4000 feet, *Watt n. 5078.*

After repeated examination I can find no character to separate the

Concan from the Manipur plant. This species therefore repeats the detached distribution exhibited by *Pogostemon paniculatus*, which occurs in Lower Burma and in the Western Deccan but apparently nowhere between. The principal difference between *P. purpurascens* and *P. parviflorus* consists in the former having longer calyx teeth and larger flowers than the latter.

24 b. *POGOSTEMON WATTII* C. B. Clarke; simple or branched, puberulous with reflexed hairs, leaves elliptic-ovate acuminate, dentate except the base, lamina decurrent on the long petiole, nerves densely elsewhere sparingly puberulous above, glabrous except the nerves beneath, spikes narrow terminal and axillary sparingly softly hairy, whorls close set or shortly interrupted, bracts minute linear, *calyx* distinctly pedicelled, tubular, hirsute externally on the nerves, teeth triangular the 2 lower slightly exceeding the 3 upper, *corolla* tube distinctly exserted, lobes puberulous, filaments sparingly puberulous, *nutlets* on a short gynophore.—*Pogostemon Wattii* C. B. Clarke, *Jour. Linn. Soc.* xxv, 59.

MANIPUR; Kassome range, 3—4000 feet; near Kongal Thana, 3500, *Watt* nn. 5079, 6613. ASSAM; Naga Hills, at Kohima, 4750, *Clarke*.

Stems 40—60 cm. rather slender terete, petioles 3—4 cm., laminae 6—9 cm. long 3—5 cm. wide, spikes 6—11 cm. long under 1 cm. wide, pedicels 3 mm., *calyx* 5 mm. lower teeth 1 mm., *corolla* 7 mm. long tube annulate within (the annulus of star-like processes and incomplete behind where the style is lodged), stigma shortly 2-fid, *nutlets* 1 mm., gynophore 0.5 mm.

A very distinct species.

13. DYSOPHYLLA BLUME.

* Calyx tube terete or obscurely angled.

† Leaves opposite.

3 b. *DYSOPHYLLA ANDERSONI* Prain; dwarf, stout, erect, stems and leaves on both surfaces adpressed pubescent, leaves sessile lanceolate or oblong-lanceolate acute quite entire, spikes short, stout, softly tomentose, *calyx* short glabrescent, teeth bluntly triangular half as long as tube.

SIKKIM; Terai, *Dr. T. Anderson*.

Stems only 8—15 cm. branched, branches erect stoutish woody, leaves 3—4 cm. long, 1 cm. wide, spikes 15—20 mm. long 10 mm. wide, sessile, whorls confluent, *calyx* in fruit 2 mm. long teeth erect, teeth hirsute, tube glabrous externally, *corolla* tube included, lobes sparingly hairy, *nutlets* globose, smooth, shining, red-brown not trigonous.

Allied to *D. rugosa* and to *D. salicifolia* but very distinct from both.

4 b. *DYSOPHYLLA COMMUNIS* Coll. & Hemsley; annual, puberulous, leaves large, membranous, oblong, obtuse, narrowed at the base into a long winged petiole, margin widely crenate, sparsely hirsute with flaccid white hairs on both surfaces, spikes 1—3½ in., calyx cylindric, puberulous, equally 5-toothed, corolla tube not exceeding calyx.—*Dysophylla communis* Coll. & Hemsley, *Jour. Linn. Soc.* xxviii, 114 (1890).

BURMA:—Shan hills at 4000 feet, very common.

Sparingly branching, branches 4-angled, internodes usually shorter than the leaves; leaves as much as 3½ in. long, paler beneath, the lateral nerves (about 4 pairs) prominent, flowers rose-pink subsessile and aggregated in dense spikes, corolla 1½—2 lines long, externally pilose; filaments shortly exserted, glabrous. Nutlets not seen.

“This approaches *D. auricularia* Blume, which is easily distinguished by the thicker substance of the leaves and by being densely “villous all over” (*Hemsley l. c.*).

There is no example of this plant at Calcutta. It differs from all other species of *Dysophylla* in having naked filaments. The description is taken from the paper by General Collett and Mr. Hemsley on plants from Upper Burma and the Shan hills collected by General Collett.

† † *Leaves in whorls of three or four (rarely more).*

9 b. *DYSOPHYLLA PEGUANA* Prain; slender, erect, simple or branched, uniformly adpressed puberulous, leaves 4 in a whorl sessile linear entire, spikes elongate, uninterrupted, tomentose, teeth of fruiting calyx erect.—*Dysophylla verticillata* Benth. var. ? *gracilis* Benth., *DC. Prodr.*, xii, 158.

PEGU; *Maclelland, R. Scott* n. 354, *Kurz* nn. 2401, 2405; Moulmein, *Griffith*.

Stems 30—40 cm. high, slender, as thick as a crowquill, branches erect, leaves 2.5—3 cm. long, 0.25 cm. wide not deflexed, spikes 3.5—5 cm. long, 0.5 cm. wide, never interrupted, corolla tube very short, filaments far exserted, calyx densely hirsute externally, teeth in fruit erect, nutlets narrowly ovate, pale, shining.

Most like *D. verticillata* but very distinct owing to its adpressed hairy stem, its calyx more densely hirsute with teeth erect and not stellate patent in fruit, and its shining nutlets which are paler in colour rather longer and much narrower. One of the most distinct species of the genus.

15. ELSHOLTZIA WILLD.

7. *ELSHOLTZIA GRIFFITHII* Hook. f. var. *TYPICA*; add to localities of *Flora of British India*, iv, 644.

UPPER BURMA; Maymyo, 4000, *King's collector*.

var. *SACRA* Prain; glabrate, leaves petioled or sessile, linear, spikes

rather long terete dense-fld., *calyx* in flower narrow teeth triangular subequal.

UPPER BURMA; Shan Hills at Toungyi, 5000 feet, *Collett*, n. 57; *Maymyo*, 4000—4500, *King's collector*.

Stems 30—80 cm., round, rigid, dark brown, leaves 3—5 cm. long lower petioled upper sessile, 0·25—0·35 cm. wide, coarsely serrate throughout, lower petioles 0·5—1 cm. long, spikes 5—6 cm. long, 1·25 cm. wide, bracts setaceous not exceeding calyx, *calyx* pubescent, *corolla* tube $\frac{1}{2}$ longer than calyx, lobes puberulous.

A very distinct variety. Bundles of this are sold and used by Shans as votive offerings at pagodas.

21 b. ZATARIA BOISS.

Undershrubs with small orbicular leaves shortly petioled distinctly glandular punctulate, whorls axillary sessile or in pedunculate cymes and paniculate towards the ends of the branches, flowers very small. *Calyx* 5-nerved ovate equally 5-toothed, teeth erect, mouth hirsute. *Corolla* tube sub-included, limb 2-lipped upper entire lower 3-lobed. *Stamens* 4 included lower slightly longer, anther-cells distinct parallel, at length diverging. *Style* shortly 2-fid upper lobe slightly shorter. *Nutlets* smooth.—Species 2, Oriental.

1. *ZATARIA MULTIFLORA* Boiss; much branched, branches slender white puberulous, leaves puberulous, whorls dense, axillary, sessile, bracts oblong equalling calyx, bracteoles shorter than calyx, *calyx* teeth much shorter than tube, *corolla* upper lip equalling the lateral lobes of lower lip, ovary subsessile.—*Zataria multiflora* Boiss., *Diagn. ser. 1*, v, 18; *Benth.*, *DC. Prodr.* xii, 183; *Boiss.*, *Flor. Orient.* iv, 561; *Hook.*, *Ic. Pl.* xv, t. 1428.

BELUCHISTAN:—Assigned districts, Quetta, *Lace*, n. 3936. DISTRIB. Persia.

Diffusely branching, leaves 0·75—1 cm. long 0·5 cm. wide, *calyx* 2·5 mm., teeth 0·5 mm., *corolla* 4 mm., long.

2. *ZATARIA BRACTEATA* Boiss; much branched, branches slender brown glabrous, leaves glabrous, whorls peduncled spicate, spikes paniculate, bracts ovate acute longer than flowers, bracteoles linear as long as calyx, *calyx* teeth slightly shorter than tube, *corolla* upper lip much shorter than lateral lobes of lower lip, ovary shortly but distinctly stalked. *Zataria bracteata* Boiss., *Diagn. ser. 2*, iv, 12.—*Z. multiflora* *Benth.* in *Gen. Plant.* ii, 1186.—*Z. multiflora* var. *elatior* Boiss., *Flor. Orient.* iv, 562.

GILGIT; *Giles*. DISTRIB. Afghanistan.

Rigidly branching leaves 1—1·5 cm. long, 0·75—1 cm. wide, *calyx* 2·25 mm. teeth 0·75 mm., *corolla* 4 mm. long.

28. SALVIA LINN.

[*Salvia coccinea* Linn. is not infrequently found as an escape from cultivation in the Nilghiri hills, Sikkim etc. *S. utilis* Braun, and *S. verbenaca* Linn. also occur as escapes in the Nilghiris.]

§ EUSPHACE *Benth.* Shrubs or herbs, leaves entire or pinnatisect floral small or not, upper calyx lip very shortly 3-toothed, corolla tube subexserted annulate within, upper lip erect emarginate, connectives with an imperfect cell behind.

1.* SALVIA CABULICA *Benth.*; a branching shrub, leaves long-petioled small, soft villous, cordate ovate-orbicular, crenate, rugulose, floral small oblong lanceolate, whorls 2—4-flowered few, subterminal, *calyx* pedicelled campanulate 2-lipped, upper lip shortly 3-toothed lower 2-fid teeth all mucronate, *corolla* $2\frac{1}{2}$ times as long as calyx.—*Salvia cabulica Benth., DC. Prodr.* xii, 263; *Boiss., Flor. Orient.* iv, 594.

PANJAB FRONTIER; Suleiman hills *Stewart, Duke, Hamilton.* DISTRICT. Beluchistan, Afghanistan.

Stems 60—100 cm. bushy, old branches with white flaking bark, young branches short slender rigid, petioles 0·5—1·5 cm., laminae 1—2 cm. long 1—1·5 cm. wide, pedicels 5 mm, *calyx* 11 mm., *corolla* 15 mm. (tube 11 mm. lips 4—5 mm.), *nutlets* 4 mm. suborbicular, often one or more abortive, testa mucilaginous when boiled.

A very distinct species, obtained by nearly every one who has collected within or beyond the N.-W. Frontier.

§ § HYMENOSPHERE *Benth.* Shrubs, rarely herbs, leaves entire or pinnatisect floral smaller, upper calyx-lip entire or shortly 3-toothed, corolla tube exserted or not, annulate within, upper lip suberect or falcate hardly compressed, connective with an imperfect cell behind.

1. * * SALVIA HYDRANGÆA *DC.*; woody below, adpressed hoary, branches erect simple white, leaves petioled pinnatisect, segments 3—4-paired oblong obtuse entire pubescent or hirsute on both surfaces, lateral lanceolate-oblong or linear, terminal elliptic oblong larger, floral leaves sessile lower pinnatisect longer than flowers, upper ovate entire shorter than flowers coloured deciduous, whorls 6—10-flowered distant, flowers shortly pedicelled, *calyx* very large rose pink thinly membranous glabrous except the distinct sparingly hirsute nerves, lips large, upper broad blunt sinuate emarginate, lower 2-fid lobes ovate subacute, *corolla* tube slightly exserted.—*Salvia hydrangæa DC. mss. in Benth., Lab. Gen. & Sp.* 717 and *Prodr.* xii, 271; *Boiss., Flor. Orient.* iv, 606.

PANJAB FRONTIER; Suleiman range; *Duke, Rind, etc.*; common, like the preceding, all along and beyond the N. W. Frontier.

Stems 60—100 cm., leaves 6—8 cm., petioles 0·5—1 cm., terminal

leaflet 3—4 cm. long 2 cm. across, lateral 1.5—2 cm. long 1 cm. across, calyx 20 mm. long, (tube 10 mm. long upper lip 20 mm wide, lobes of lower lip each 12 mm.), corolla 25 mm. (tube 20 mm. lips 5—6 mm.), nutlets smooth subglobose 4 mm. long.

A handsome species with a striking appearance on account of its large, delicate rose-pink calyces. The Panjab plant connects true *S. hydrangea* with *S. Sheilei* Boiss.

§ § § § ÆTHIOPIS Benth. (Sect. 2; *F. B. I.* iv, 654).

5 b. *SALVIA MACROSIPHON* Boiss., tall, slender, hirsute, leaves petioled rugose densely hirsute above and beneath oblong obtuse base rounded margin subentire, floral submembranous ovate long-acuminate shorter than calyx, whorls 2—4-flowered distant, calyx long tubular, teeth straight lanceolate acute, corolla white $1\frac{1}{2}$ times as long as calyx, tube exserted, upper lip suberect.—*Salvia macrosiphon* Boiss., *Diagn.*, ser. 1, v, 11 (1844); Benth., *DC. Prodr.* xii, 282 (1848); Boiss., *Flor. Orient.* iv, 615 (1879).—*Salvia macrosiphon* var. *cabulica* Benth., *DC. Prodr.*, xii, 282 (1848).—*Salvia macrosiphon* var. *Kotschyi* Boiss., *Flor. Orient.*, iv, 615 (1879).—*Salvia Kotschyi* Boiss., *Diagn.*, ser. 1, vii, 46 (1846).

PANJAB FRONTIER; Beluchistan, assigned districts, Pitman, Duke; Suleiman range, Saunders. DISTRIB. Beluchistan, Afghanistan, Persia.

Stem 40—60 cm., petioles 3—5 cm., leaves 4—8 cm. long 2—5 cm. wide, calyx 20—25 mm. long 7 mm. wide, corolla 25—30 mm., nutlets orbicular ovate subcompressed, pale green, shining and marbled with dark reticulations.

[*Salvia spinosa* Linn. and *Salvia Solarea* Linn. have been repeatedly collected just beyond the N.-W. Frontier but not as yet within British territory.]

28 b. ZIZIPHORA BENTH.

Dwarf annual herbs or spreading perennial small shrubs with rigid stems, often hoary-tomentose, with small entire or slightly toothed leaves, floral like cauline or shorter and broader, whorls few-flowered axillary often crowded towards the apex of the stem, flowers subsessile or shortly pedicelled, bracteoles very small, calyx tubular elongated 13-nerved 2-lipped (upper 3- lower 2-toothed), throat villous, teeth in fruit subcon-
 nivent, corolla small, tube hardly exserted glabrous within somewhat dilated upwards, upper lip erect entire, lower spreading 3-fid, mid-lobe emarginate; *stamens*, 2 perfect (anterior), ascending under upper lip or subexserted, anthers linear perfect or with the lower cell empty, upper staminodes small or 0, disc uniform, *style* 2-fid lower lobe longer, *nutlets* ovoid, smooth.—Species about 12; Cent. Asian, Oriental, Mediter-
 ranean.

* Perennial.

1. *ZIZIPHORA CLINOPODIOIDES* *M. Bieb.*; shrubby, branching from the base, leaves glabrous or pubescent, ovate oblong or lanceolate, floral similar smaller shorter than the flowers, whorls capitulate, *calyx* narrowly cylindric, teeth very short linear lanceolate blunt upper rather longer, *corolla* tube shortly exserted, anthers-cells equal.—*Ziziphora clinopodioides* *M. Bieb.*, *Flor. Taur.-Cauc.*, i, 17; *Benth.*, *DC. Prodr.* xii, 364; *Boiss.*, *Flor. Orient.*, iv, 585.

Rootstock stout woody, stems or branches usually numerous 6—15 cm. high, often fastigiate, leaves 0·5—0·75 cm. long 0·25—0·35 cm. wide, capitula 1·5 cm. long 2 cm. across, *calyx* 8 mm. long 2 mm. wide, *corolla* 11 mm. long.

The typical form of this variable plant does not occur within Indian limits, the following varieties are reported:—

a. *VAR. Benthami*; *calyx* pilose with white spreading hairs.—*Ziziphora clinopodioides* *VAR. canescens* *Boiss.*, *Flor. Orient.*, iv, 585 (1879) [*not Z. clinopodioides VAR. canescens Benth.*, *Lab. Gen. et Sp.* 321 (1833) and *DC. Prodr.* xii, 365 (1848)].—*Z. canescens* *Benth.*, *Lab. Gen. et Sp.* 621 (1833) and *DC. Prodr.* xii, 365 (1848); *Aitch. & Hemsl.*, *Trans. Linn. Soc.*, n. s. iii, 96 (1888).

N. W. HIMALAYA; Gilgit, *Giles*. *DISTRIB.* Soongaria, North Persia, Kurdistan, Armenia.

After close examination it seems impossible to deal with this plant otherwise than as *M. Boissier* has dealt with it. As regards floral structure it in no way differs from typical *Z. clinopodioides*. *M. Boissier's* varietal name is, however, preoccupied; it was employed by *Mr. Bentham* 46 years previously to designate precisely the plant termed by *M. Boissier*, *loc. cit.*, *Z. clinopodioides VAR. serpyllacea*.

β. *VAR. rigida*; *calyx* hirsute with adpressed hairs or almost glabrous.—*Ziziphora clinopodioides VAR. rigida* *Boiss.*, *Flor. Orient.*, iv, 586 (1879).

PANJAB FRONTIER; Beluchistan, assigned districts, *Lace*. *DISTRIB.* Beluchistan, Afghanistan, Persia, Armenia. Leaves usually much smaller and stems more rigid than in the other varieties.

* * Annual.

2. *ZIZIPHORA TENUIOR* *Linn.*; herbaceous, simple or branching from the base, leaves distinctly nerved scabrid ciliate narrowly lanceolate acute, floral similar longer than the flowers, whorls axillary along the stem in lax or dense oblong spikes, *calyx* narrowly cylindric, teeth very short triangular-ovate blunt, *corolla* tube shortly exserted, lower anther-cell small empty.—*Ziziphora tenuior* *Linn.*, *Sp. Pl.* 21; *Benth.*, *Lab. Gen. et Sp.* 322 and *DC. Prodr.* xii, 366; *Boiss.*, *Flor. Orient.* iv,

587; *Aitch. & Hemsl., Trans. Linn. Soc.*, n. s. iii, 96.—*Z. persica* Bunge, *Lab. Pers.* 39 (*vide Boiss.*).—*Faldermannia parviflora* Trautv., *Bull. Ac. Imp. Petersb.* vii, 21.

PANJAB FRONTIER; Suleiman range, *Duke*. **DISTRIB.** Beluchistan, Afghanistan, Persia, Asia Minor, Turkestan, Soongaria.

Root slender, stems 10—15 cm. high, leaves 1·5—2·5 cm. long 0·25—0·5 cm. wide, whorls often in spikes the whole length of the stem, 1·5—2 cm. wide, *calyx* 8 mm. long 2 mm. wide, *corolla* 11 mm. long.

29. NEPETA LINN.

A. Whorls in simple terminal oblong or cylindric spikes, which are rarely interrupted at the base. (*F. B. I.*, iv, 657.)

* * *Leaves entire or crenate sessile or subsessile.*

6 b. *NEPETA PODOSTACHYS* Benth.; stem tall subsimple glabrescent, rootstock elongated prostrate, leaves small sessile linear-lanceolate acute, base narrowed entire margin elsewhere coarsely serrate, spikes narrowed sometimes interrupted at the base, bracts linear-lanceolate mucronulate, *calyx* sessile, teeth very slender sparingly ciliate.—*Nepeta podostachys* Benth., *DC. Prodr.* xii, 372; *Boiss., Flor. Orient.* iv, 639.

WESTERN TEMPERATE HIMALAYA; Gilgit, at Ghizeh, 10,000 feet, in irrigated soil, *Giles*. **DISTRIB.** Afghanistan (*Griffith* n. 4000).

Stems 40—60 cm., rootstock 8—10 cm. slender, leaves 1—2 cm. long under 0·5 cm. wide, spikes 5—8 cm. long 1·5 cm. wide, bracts 5 mm. long, *calyx* 8 mm. long, tube 4·5 mm., teeth 3·5 mm., *corolla* 12 mm. long.

Nearly related to *N. campestris*, *nervosa* and *eriostachya* but well distinguished by its smaller leaves and narrower bracts. It bears to *N. nervosa* something of the relationship that *N. campestris* bears to *N. eriostachya*.

8. *NEPETA CÆRULESCENS* Maxim., *Mel. Biol.* xi, 306 (1881); *Forbes & Hemsl., Jour. Linn. Soc.* xxvi, 289 (1890).—*N. Thomsoni* Benth. *ms. ex Hook. f., Flor. Brit. Ind.* iv, 658 (1885).—**DISTRIB.** Lhasa (*Herb. Calcutta*); Kansu.

D. Whorls in branched panicles some or all more or less peduncled. (*F. B. I.* iv, 661.)

* *Corolla less than $\frac{1}{2}$ in. long.*

25 b. *NEPETA GLOMERULOSA* Boiss.; erect branched from the woody base, branches slender hoary tomentose simple or again branching, leaves small ovate, crenate, linear-rugose, shortly petioled below, sessile above, whorls small few-flowered lower pedunculate distant upper sessile in interrupted narrow spikes, bracts membranous ovate acute entire, equalling sessile hirsute *calyx* with oblique mouth and lanceolate teeth shorter than the tube, *corolla* $\frac{1}{3}$ longer than *calyx*, *nutlets* minutely tuberculated.

—*Nepeta glomerulosa* Boiss., *Diagn.*, ser. 1, v, 21; *Benth.*, *DC. Prodr.*, xii 379; Boiss., *Flor. Orient.*, iv, 651.—*N. juncea* Benth., *DC. Prodr.*, xii, 379; Boiss., *Flor. Orient.*, iv, 651.—*N. glomerata* Herb. *Ind. Or.*, *neo Mont. et Auch.*

PANJAB FRONTIER; Suleiman range *Stewart, Duke*. DISTRIB. Beluchistan, Afghanistan, and Persia.

Stems 20—50 cm., petioles 0·5—1·5 cm., laminæ 0·75—2 cm. long 0·5—1 cm. wide, lower peduncles 4—7 mm., bracts 3·5—4·5 mm. long, 2 mm. wide, *calyx* 5 mm. long, *corolla* 7 mm. long, *nutlets* 2 mm. long.

There are no very good characters whereby *Nepeta juncea* (the Panjab Frontier, Afghan and Beluch plant) can be separated from *Nepeta glomerulosa* proper (the Persian plant)—the secondary branches are more numerous, the leaves and bracts are rather smaller and the calyx teeth somewhat shorter in the more eastern form but the corollas and nutlets of the two are quite indistinguishable.

26 b. *NEPETA LAGOPSIS* Benth.; softy hirsute with spreading white hairs, much branched, branches slender, erect or prostrate, short or long, leaves small, short-petioled, ovate, obtuse, coarsely blunt-toothed, whorls dense softly hairy distant axillary sessile or on peduncles as long as the flowers, bracts subulate as long as the calyces, *calyx* teeth subulate almost as long as the tube, *corolla* hardly exerted.—*Nepeta lagopsis* Benth., *DC. Prodr.*, xii, 397; Boiss., *Flor. Orient.*, iv, 640.

WESTERN PANJAB; on Sheik Budeen, *Stewart, Saunders*. DISTRIB. Afghanistan (*Griffith* n. 494).

Branches 10—40 cm., leaves 1—1·5 cm. diam., petioles 0·5—0·75 cm., pedicels 2—7 mm. long, *calyx* 5 mm. long, bracts 5—6 mm., *corolla* 8 mm.

Nearly related to the Persian *N. prostrata*.

* * *Corolla* more than $\frac{1}{2}$ inch long.

31 b. *NEPETA HEMSLEYANA* Oliv. *mss. ex Hemsl. in litt.*; tall erect branched finely pubescent, leaves sessile narrowly ovate-lanceolate entire whorls 8—12-flowered distant axillary peduncled, *calyx* nerves hirsute teeth obtuse, triangular shorter than tube, *corolla* twice as long as calyx gradually expanded to wide limb, *filaments* prolonged beyond anthers, anther-cells at length confluent, *nutlets* narrowly ovate.

EASTERN HIMALAYA; S. E. Tibet beyond Phari, *Lama Ujyen Gyatsko* n. 93.

Stems 60—80 cm., branches 8—15 cm., leaves 2—3 cm. long 0·5—0·75 cm. wide, lower peduncles 4—5 mm., *calyx* 12 mm. long 3·5 mm. wide, *corolla* 25 mm. long limb 8 mm. wide, hirsute externally, *nutlets* 2 mm. long.

Characters of *Nepeta* (§ *Macronepeta*) but the stamens with filaments prolonged beyond the anthers as in *Hypogomphia*, and the anther-cells

at length confluent 1-locular. This plant I had therefore at first thought might have to be generically separated from *Nepeta*, but Professor Oliver who has very kindly examined specimens at Mr. Hemsley's request finds this is unnecessary; the character of prolonged filaments occurs in other species of the genus.

E. Dwarf species; leaves crowded, cymes or whorls axillary, floral leaves as large as the cauline and close-set (*GLECHOMA L.*).

32 b. *NEPETA PHARICA Prain*; erect, sublanate, leaves sessile orbicular rugose crenate, cymes all axillary few-flowered shorter than the leaves, *calyx* softly tomentose sub-2-fid upper lip longer and with broader less deeply divided teeth than lower, tube villous within, *stamens* included or upper pair subexserted, *nutlets* linear oblong smooth.

EASTERN TIBET; Phari, *King's collector*; between Phari and Lhasa, *Lama Ujyen Gyatsko* n. 106.

Rootstock creeping, stems 4—10 cm., leaves 1.5—2 cm. across, very close set, base crenate, cymes sessile, bracts minute, *calyx* 9 mm. long, *corolla* 16 mm., tube straight slightly dilated at throat, *nutlets* 2.75 mm. long.

F. Annuals; calyx-mouth straight.

34. *NEPETA BRACTEATA Benth.*; dwarf, stem very slender branching from the base, branches spreading subrigid, leaves petioled oblong or rhomboid distant toothed apex acute base cuneate, floral leaves sessile surrounding and generally exceeding the dense heads, bracts numerous oblong or ovate longer than flowers, submucronate, prominently nerved with margins entire, whorls condensed in ovate heads, *calyx* teeth straight subulate ciliate half as long as tube, *corolla* tube included, *nutlets* oblong shining smooth.—*Nepeta bracteata Benth., DC. Prodr.* xii, 395; *Boiss., Flor. Orient*, iv, 667.—*Zataria humilis Benth., DC. Prodr.*, xii, 183.

BELUCHISTAN; assigned districts at Shelabagh, 6,000 feet, *Lace* n. 3331. **DISTRIB.** Persia.

Stems 5—15 cm., leaves 1.5—2 cm. long 1 cm. wide, floral leaves 1 cm. long, 0.35 cm. wide, bracts 8 mm. long, *calyx* 6.5 mm. long, *corolla* 8 mm. long, *nutlets* 2.5 mm.

30. DRACOCEPHALUM LINN.

4. *DRACOCEPHALUM HETEROPHYLLUM Benth.*; add to localities of *Flora of British India*, iv, 666.

EASTERN TIBET; Phari 11-14000 feet, *Dr. King's collectors*; Karoola, near Lhasa, *Dr. King's collector*.

7. *DRACOCEPHALUM TANGUTICUM Maxim., Mel. Biol.*, xi, 307 (1881).—*D. Hookeri C. B. Clarke in Hook. f., Flor. Brit. Ind.*, iv, 606 (1885).

EASTERN HIMALAYA; Phari, frequent, *Dr. King's collectors*; East Tibet, common, *Lama Ujyen Gyatsko*. DISTRIB. W. Kansu.

32. SCUTELLARIA LINN.

§ Flowers not secund.

* *Flowers in short leafy terminal spikes that are 4-angled in bud, bracts leafy.*

2 b. SCUTELLARIA STOCKSII *Boiss.*; dwarf, softly hirsute, woody at the base, much branched, old branches prostrate, young ascending, leaves small elliptic-oblong, shortly petioled, apex acute base cuneate margin entire, spikes few-flowered subcapitate, *corolla* pubescent much longer than calyx.—*S. Stocksii Boiss., Diagn. ser. 2, iv, 28; Flor. Orient., iv, 684.*

PANJAB FRONTIER; assigned districts of Beluchistan at Pil Rift near Quetta, *Lace n. 3881*. DISTRIB. Beluchistan (Chehen Tun, *Stocks*).

Habit of *S. prostrata* and *S. Heydei* but more compact and with shorter branches and fewer-flowered heads. Leaves 1 cm. long 0.75 cm. wide, bracts similar but smaller, heads few-fl almost hidden by the leaves, *corolla* 18 mm. long.

A very distinct species.

* * *Flowers more or less laxly racemose.*

2 c. SCUTELLARIA MULTICAULIS *Boiss.*; much branched from a woody base, branches erect virgate simple slender shortly puberulous, leaves small hoary-tomentose and subglandular beneath, distinctly petioled, apex acute, base cuneate or subtruncate, margin bluntly or deeply few-toothed, flowers few distant opposite, bracts small ovate entire hardly exceeding calyx, *corolla* puberulous much longer than calyx.—*Scutellaria multicaulis Boiss., Diagn. ser. 1, vii, 61; and Flor. Orient., iv, 685; Benth., DC. Prodr., xii, 414.—S. nepetæfolia Benth., DC. Prodr., xii, 414.*

GILGIT; Hindu Kush, *Giles*. DISTRIB. Afghanistan, Persia.

Branches 20—25 cm. long, petioles 0.5 cm. long, laminae 1 cm. long 0.75 cm. wide, bracts 3.5 mm. long, *calyx* 3 mm. long, *corolla* 25 mm. long, yellowish with purple patches.

§ § Flowers opposite racemose secund.

* * * *Flowers in long narrow racemes, bracts shorter than the pedicel and calyx.*

4 b. SCUTELLARIA ANDAMANICA *Prain*; quite glabrous, stems many from a woody rootstock with clustered rootlets, erect, simple or branched, rigid, leaves long petioled oblong-lanceolate obtuse crenate-dentate except tapering cuneate base, flowers opposite or in whorls of 3 except the upper, *corolla* blue with centre of lip white, *nutlets* pale brown scabrid.

SOUTH ANDAMAN; Rungachang, in stream bed, 25 feet above sea-level, *Prain*.

Stems woody below and subterete, 4-angled above and grooved, 20—25 cm. high, leaves few, petioles 3—4 cm. almost equalling laminae 4—4.5 cm. long and 1—1.5 cm. across, crenatures 7—8 on each side absent from basal $\frac{1}{4}$ or $\frac{1}{3}$, racemes 8—10 cm., bracts 3 mm. long equalling pedicels, calyx 3 mm., corolla 16 mm., nutlets 1 mm.

Nearly allied to *S. discolor* Colebr. of which it has all the characters of corolla and has also, near the top of the spike, the scattered flowers; it bears to that species the relationship that *S. oblonga* Benth. bears to *S. violacea* Heyne. Flowers November to January. As to foliage it most nearly approaches *S. oblonga*, with which species Mr. Hemsley, who has kindly examined it, suggests its union. That species however, besides differing in having all the flowers opposite, occurs at 5000 feet elev. and flowers in April.

* * * * *Flowers in long narrow racemes, bracts longer than the pedicels and calyx but hardly leafy.*

7 b. SCUTELLARIA PETIOLATA *Hemsl. & Lace*; glabrous, stems slender tufted from thick woody rhizome, leaves petioled ovate acute, base truncate entire, sides each with 2—3 crenations, anterior third entire, bracts ovate entire petioled only the lowest exceeding the calyx, pedicels short, corolla tube 5 times exceeding calyx, upper lip notched, nutlets granulate.—*Scutellaria petiolata Hemsl. & Lace, Jour. Linn. Soc. ined.*

BELUCHISTAN; assigned districts, *Mr. Duthie's collectors.* **DISTRIB.** S. Afghanistan at Ziarat. (*Lace* 4006).

Rootstock 1 cm. thick, stems 13—25 cm. long round hardly as thick as crow quills, petioles 0.75—3 cm. long, laminae 2—3 cm. long 1.5—2 cm. across, crenations shallow, both surfaces quite glabrous, bracts 8 mm. long 3 mm. across, pedicels 2 mm., calyx 4 mm. long 3 mm. wide, corolla tube 22 mm. long, limb 5 mm. across upper lip 4 mm. long lower 6 mm., nutlets elliptic 2 mm. long.—Dries pale reddish brown.

10. SCUTELLARIA SCANDENS *Don, Prodr. Flor. Nepal.* 110 (1825); *Benth., Lab. Gen. et Sp.* 444 (1834).—*S. angulosa Benth. in Wall. Cat.*, 2139 (1828), *Pl. As. Par.* i, 67, (1830), *DC. Prodr.* xii, 430 (1848); *Hook. f., Flor. Brit. Ind.*, iv, 669 (1885).—*S. celtidifolia A. Ham., Monogr. Scutell.*, 27 (1832).

* * * * * *Flowers all axillary.*

15. SCUTELLARIA KINGIANA *Prain*; stems puberulous decumbent slender several from creeping slender rootstock, leaves pubescent petioled ovate orbicular obtuse crenate except the rounded base, flowers axillary pedicelled few, pedicels short, calyx puberulous, corolla large white.

EASTERN HIMALAYA:—Kang-ma, 60 miles north of Phari and on the banks of the Pe-na-mong Chu. *Dr. King's collector.*

Stems 15—18 cm. long, petioles 5—6 mm., laminae 18 mm. long by 14 mm. wide, crenatures few wide (11—15), *calyx* 4 mm. by 3 mm. at mouth, *corolla* puberulous 30 mm., long (tube 22 mm. long limb 5 mm. diam.), filaments glabrous; nutlets not seen.—A very distinct species only once reported; flowers in August.

34 a. CHAMÆSPHACOS SCHRENK.

Annual dwarf erect branching herbs. *Leaves* shortly petioled; whorls 2-flowered. *Calyx* campanulate subequally 5-toothed, 10-nerved with ring of hairs at limb within, subinflated in fruit, *corolla* tube exserted or included, throat hardly widened, upper lip erect emarginate, lower spreading 3-lobed. *Stamens* exserted or sub-included, anther-cells confluent, oblong. *Style* subequally 2-fid. *Nutlets* oblong narrowed.—Species 4, Western and Eastern Turkestan, Afghanistan, Persia, Beluchistan.

§ EUCAMÆSPHACOS; *stamens* exserted, *calyx* teeth setaceous, *nutlets* apiculate above. [*Chamaesphacos Schrenk, Enum. Pl. Nov. i, 27.*]

§ § TAPEINANTHUS; *stamens* sub-included, *calyx* teeth herbaceous, *nutlets* rounded above. [*Tapeinanthus Boiss. mss. apud Benth. in DC. Prodr. xii, 436.*]

1. CHAMÆSPHACOS BRAHUICUS *Aitch. & Hemsl.*; densely villous, usually much branched from the base, branches erect, leaves entire, lanceolate, acuminate or acute, narrowed into a short petiole, flowers axillary, shortly pedicelled, *calyx* externally densely villous with spreading hairs, teeth triangular, lanceolate, subulate acuminate, shorter than the tube, *corolla* pink, tube slightly exserted.—*Chamaesphacos brahuicus Aitch. & Hemsl., Trans. Linn. Soc. n. s. iii, 97.*—*Tapeinanthus brahuicus Boiss., Diagn. ser. 2, iv, 29 and Flor. Orient. iv, 680.*

PANJAB FRONTIER; Suleiman range, *Duke*. Peshin valley, *Lacc*.
DISTRIB. Beluchistan, Khorasan.

Stems 6—9 cm. high, leaves 2.5—3 cm. long, 1.25—1.5 cm. wide, *calyx* 8 mm. long, 3.5 mm. wide (in fruit 5 mm. wide), *corolla* 10 mm. long, *nutlets* 3.5 mm. long.

35 a. MICROTENA PRAIN.

Perennial erect branching herbs. *Leaves* long petioled; *cymes* paniculate or thyrsoid. *Calyx* ovoid, fruiting globose, equally 5-toothed, 12-nerved; throat constricted glabrous within. *Corolla*, upper lip large galeate concave entire, lower spreading 3-fid mid-lobe smaller than lateral. *Stamens* ascending under the upper lip; anther-cells divaricate when young, at length confluent explanate. *Style* bifid, upper lobe very

short. *Nutlets* very minute, apices ovate subtriquetrous, below smooth.—Species 4, S. Chinese and Indo-Chinese.

1. *MICROTÆNA CYMOSA Prain*; minutely tomentose, leaves widely ovate-acute base subcordate margin crenate-dentate, cymes rather lax, *calyx* teeth triangular, *galea* throat below 2-auriculate rather longer than tube, lateral lobes of lip ovate-rotund thrice exceeding central narrowly elliptic, *nutlets* very minute.—*Microtæna cymosa Prain in Hook., Icon. Plant. xix, t. 1872.*—*Microtæna cymosa Forbes & Hemsl., Jour. Linn. Soc. xxvi, 306 and xxviii, 116.*—*Gomphostemma insuave Hance, Jour. of Botany, 1884, p. 231.*—*Plectranthus Patchouli Clarke in Hook. f., Flor. Brit. Ind. iv, 624 and Jour. Linn. Soc. xxv, 58.*

ASSAM: Naga Hills, *Jenkins*; Manipur, *Clarke*; Khasia hills at Sohra 4000, cult., *Clarke*; Shillong 5000, cult., *Mann.* BURMA; Shan hills, at Fort Stedman, 3000, *Collett n. 921.* DISTRIB. S. China.

Stems 40—100 cm., lower branches 15—20 cm. petioles 2—3 cm. long, laminae 4—7 cm. long 3—5 cm. wide, hairy on both surfaces, cymes sometimes loosely paniculate irregularly branched, *calyx* 2.5 mm. (tube 2 mm.), *corolla* 1.4 mm. (tube infundibuliform 6 mm., upper lip 8 mm.), pollen grains minute oval smooth, *nutlets* 1.25 mm.—The cultivated plant smells very strongly of Patchouli, much more so than does the Patchouli plant of commerce, but it is only grown as a curiosity; the natives of the hills of Assam do not grow this plant or the true Patchouli plant, nor do they know or use the prepared article: the Shan hill plant is devoid of smell.

2. *MICROTÆNA GRIFFITHII Prain*; glabrescent, leaves widely ovate-acute, base cuneate margin duplicate-crenate, cymes rather dense, *calyx* teeth deltoid acuminate, *galea* throat entire half as long as tube, lateral lobes of lip rounded half exceeding central ovate, *nutlets* small.

ASSAM:—"Eastern Bengal" (probably Mishmi hills), *Griffith, n. 4059* Kew distrib.; Dibroo Mukh, *Masters, 1072.*

Stem 40—100 cm., lower branches 15—20 cm., petioles 4—5 cm. long, laminae 7—9 cm. long 4—7 cm. wide, glabrous thinly membranous, cymes thyrsoid, *calyx* 6 mm. (tube 4 mm.), *corolla* 16 mm. (tube slightly infundibuliform above 11 mm., *galea* 5 mm.), pollen grains minute spherical rugulose, *nutlets* 3 mm.

39. STACHYS LINN.

* * *Herbs, stem 4-angled. Whorls few-flowered, bracts minute.*

7 b. *STACHYS CORDIFOLIA Prain*; ascending, stems sparsely hirsute with long spreading white hairs, leaves long petioled, ovate obtuse or sub-acute, deeply cordate, crenate, hispid on both surfaces with long simple hairs, floral small shorter than the calyx, ovate subsessile, whorls 4—6—

flowered, distant, *calyx* glandular-pubescent teeth triangular acute, *corolla* tube exserted.

UPPER BURMA; Mawyne on the Yunnan frontier, *J. Anderson.*

DISTRIB. S. W. Yunnan, at Momien, *Anderson.*

Rootstock slender creeping, stem 25—30 cm. simple or branching at the base, radical leaves very small (1 cm. long 0.75 cm. wide, petioles as long), cauline 2.5 cm. long 2 cm. across, petioles 1.5—2 cm., hirsute with spreading hairs, *calyx* widely campanulate, slightly oblique, 5 mm. long (tube 3.5 mm., teeth 1.5 mm.), *corolla* 12 mm. long (tube 7 mm.), pale pink.

A very distinct species.

42 b. MOLUCELLA LINN.

Annual or perennial glabrous herbs, leaves opposite petioled or sessile, incised crenate or entire. Whorls many-fid., all axillary, bractioles subulate pungent. *Calyx* obliquely campanulate below, striately 5—10-nerved, dilated above into a broad reticulated limb elongated behind and marginally 5-muconate or 5—10-spined. *Corolla* tube included, obliquely annular within, slightly enlarged upward, limb 2-lipped, upper erect concave entire or emarginate, lower 3-fid, lateral lobes oblong sub-erect, mid-lobes spreading obcordate. *Stamens* 4, ascending didynamous lower longer, anthers conniving 2-locular. *Style* 2-lobed, lobes subequal subulate. *Nutlets* triquetrous truncate smooth.—Species 3, Mediterranean and Orient.

§ § CHASMONIA; *calyx*-limb 2-lipped, prolonged behind as an erect spinescent tooth and in front as a spreading 3-parted lip with smaller radiating marginal lateral spines.

1. MOLUCELLA OTOSTEGIOIDES *Prain*; glabrous, leaves sessile lanceolate acute quite entire nerveless, bracts 3-partite subulate spinescent.

N. W. FRONTIER; Suleiman range, in the Zam defile leading to Waziristan, 3500 feet, *Stewart.*

Erect, branches slender 4-angled, green, *leaves* 4 cm. base narrowed, tips sharp but hardly pungent, whorls distant, bracts all spiny, *calyx* 9—11-toothed, glabrous rigidly coriaceous, tube 8 mm. exceeding bracts throat naked, upper tooth 6 mm., lower 3 mm. long 4 mm. across, *corolla* 7 mm., tube short, upper lip entire villous, *stamens* exserted.

Habit of *Otostegia Aucheri* Boiss. with *calyx* like that of *Molucella spinosa* Linn. only much smaller; excluded from *Lagochilus* by its glabrous anthers.

42 c. LAGOCHILUS BUNGE.

Smooth rigid herbs or undershrubs with incised leaves often with spinescent-tipped lobes, bracts foliar decreasing upwards. *Whorls*

axillary few-fid. bracteoles acicular often spinescent. *Calyx* tubular-campanular 5-nerved, mouth equal or oblique, teeth 5 subspinescent equal or with the upper prolonged. *Corolla* tube often shortly exerted, annular-pilose within slightly enlarged upwards, limb 2-lipped, upper lip erect, oblong, 2-fid subconcave, lower 3-fid, lateral lobes short acute erect, central spreading wide emarginate. *Stamens* 4, didynamous, lower longer ascending, filaments adherent, anthers 2-locular, lobes parallel or divergent, margins ciliate. *Style* 2-fid, lobes subequal subulate. *Nutlets* 3-quetrous apex truncate.—Species about 15, Oriental.

* Lower axils armed with sterile spinescent bracts.

1. *LAGOCHILUS CABULICUS* Benth.; stems pubescent, setose or glabrous, white, leaves palmately 3-5-fid, lobes oblong entire or incised obtuse or acute mucronate or not, *calyx* hispid hirsute or glabrous, teeth oblong subcuneate obtuse mucronate longer than the tube, *corolla* tube short, upper lip villous.—*Lagochilus cabulicus* Benth., DC. Prodr. xii, 515; Boiss., Flor. Orient. iv, 769.

GILGIT; Giles. DISTRIB. Afghanistan, Turkestan.

Stems 18—25 cm. high 4-angled smooth, leaves 2 cm. long 1.5 cm. across, petioles 1 cm., lobules 2 mm. across, only those of the uppermost leaves and bracts usually mucronulate, barren spines 8—10 mm. long glabrous, with a pair of minute lateral suberect spinules on upper surface near base, floral spines 22—25 mm. long, hispid setose or at length glabrous with the lateral spinules 10 mm. long, acerose and setose-hispid, *calyx* tube 5 mm., lobes 8 mm. long, 4.5 mm. across, margins of lobes hispid-haired, tips acuminate mucronulate.

44. OTOSTEGIA BENTH.

1. *OTOSTEGIA LIMBATA* Boiss. in Flor. Orient. iv, 778 (1879); Benth. mss. in Flor. Brit. Ind. iv, 680 (1884).

2. *OTOSTEGIA AUCHERI* Boiss.; glabrous, leaves sessile elliptic-lanceolate acute with spinescent tips, quite entire, nerveless, bracts subulate spinescent.—O. Aucheri Boiss., Diagn. ser. v, 40; Benth. in DC. Prodr. xii, 523; Jaub. et Spach, Ill. Pl. Or. iv, 124, t. 382; Boiss., Flor. Orient. iv, 778.

BRITISH BELUCHISTAN; Nal, Duke; Quetta, Lacc, 3666 (in Herb. Watt.) DISTRIB. Throughout Beluchistan and S. Persia.

An erect spiny bush branching below, young branches slender 4-angled green, spines 6—12 mm., leaves 2.5 cm. base narrowed, minutely puberulous below, smooth above, tips pungent, whorls distant, bracts all spiny rounded straight pungent, *calyx* sparsely hairy, throat naked, flowering 6 mm., turbinate with broad membranous 5-toothed limb, upper tooth ovate acuminate, lateral smaller, lower very large rounded spine-

tipped, *corolla* 13 mm., tube short, upper lip short emarginate villous, *stamens* exserted, *nutlets* smooth truncate flattened, 3 mm. long.

Very closely related to *Otostegia limbata* Boiss. (*Flor. Orient.* iv, 778) from which it differs by its glabrous habit, spinescent-tipped leaves, bract-spines all rounded, broader lower *calyx* lobes and shorter *corolla* upper lip.

45. LEUCAS R. BR.

§ § ORTHOLEUCA.

* * Perennial rooted. Branches 4-angled, hairs on them erect or spreading (not deflexed). *Calyx* teeth not $\frac{1}{4}$ the length of the tube.

5 b. *LEUCAS COLLETTII* Prain; everywhere densely softly silky with long spreading hairs, stems simple their hairs spreading and angles obtuse, leaves all sessile very small thick ovate acute, bases truncate or subcordate entire their margin elsewhere coarsely serrate, whorls many flowered, bracts linear short, *calyx* truncate teeth minute erect, *corolla* tube exannulate.

UPPER BURMA; Popah hill, 5000, *Collett* n. 29. **DISTRIB.** S. China.

Rootstock woody, stems short 8—15 cm. rather stout bluntly angled and distinctly grooved, leaves 1.5 cm. long 1.25 cm. wide close set softly silky below and above, *calyx* 5 mm. long, *corolla* 7 mm. long, tube not exserted.

Very like a densely silky form of *Leucas lanata* from the dry hills of the Deccan (*L. collina* Dalz.) but easily distinguished on analysis by the *calyx*, within densely villous at the mouth only and not (as in all forms of *L. lanata*) sparsely hirsute throughout the upper third, and by the much shorter *corolla* without any trace of an annulus.

48. NOTOCHÆTE BENTH.

1. *NOTOCHÆTE HAMOSA* Benth.; add to localities of *Flora of Brit. India* iv, 694.

ASSAM: Naga Hills, 4000—6000 feet, *Clarke, Prain.*

49. EREMOSTACHYS BUNGE.

4. *EREMOSTACHYS THYSIFLORA* Benth.; root-leaves obtusely incised toothed narrowed into a long petiole, floral sessile oblong dentate, lower as long as flowers, whorls in lax 5—7-flowered cymes forming lax racemes, the terminal flower of each cyme sessile, the others pedicelled along one side of the cyme branches, bracts 2, linear-subulate softly hairy erect as long as the calyx, *calyx* hoary-tomentose infundibuliform, teeth long subulate from a wide base shorter than the corolla.—*Eremostachys*

thyrsiflora *Benth.*, *DC. Prodr.* xii, 248; *Boiss.*, *Flor. Orient.* iv, 797; *Bunge*, *Lab. Pers.* 79; *Regel*, *Acta Hort. Petrop.* vi, 381 and ix, 567, (*Monogr. Eremostach.* 41), t. 9, f. 4, 5.

WESTERN PANJAB; Suleiman hills, *Duke*; Assigned districts, *Hamilton*; *Lace*. **DISTRIB.** Afghanistan (*Griffith*, *Bellew*); Beluchistan (*Stocks*).

Rootstock woody, stem short rather thick simple leafless hoary pubescent or glabrate 20—30 cm. high, radical petioles 3—6 cm. long, laminae 5—8 cm. long 3—4 cm. wide, floral leaves 4 cm. long 1.5 cm. wide, cymes 3—5 cm. long, bracts 20—30 mm. long 2—3 mm. wide, pedicels 1—3 mm. long, calyx tube 17—28 mm. long 8 mm. wide, teeth 5 mm. long, corolla tube 22 mm. long, lips 9 mm. long, ovary densely villous.

51. GOMPHOSTEMMA WALL.

1 b. GOMPHOSTEMMA WALLICHII *Prain*; stems densely tomentose stout erect, leaves rugose, petioled truncate or subcordate at the base, margin serrate, apex acute, densely tomentose beneath, spikes erect interrupted, bracts truncate cordate at the base decreasing upwards, corolla tube hirsute within more than twice as long as calyx.—*G. strobilinum* VAR. *elatius* *Benth.* in *Wall. Cat.* n. 2151/2 and *Pl. As. Rar.* ii, 12.—*G. strobilinum* *Benth.* *Lab.* 647 and *DC. Prodr.* xii, 500; *Walp.*, *Rep.* iii, 892; *Miq.*, *Flor. Ind. Bat.* ii, 989 (all in part and not *G. strobilinum* *Wall. Cat.* n. 2151/1.—*G. strobilinum* VAR. *typica* *Hook. f.*, *Flor. Brit. Ind.* iv, 696 (in part).—“*G. elatius*” *Wall. mss.*

ASSAM; Naga Hills, Kohima, 4500 feet, Phesama, 4000 feet, *Prain*. UPPER BURMA; Taong-doung Mts, *Wallich*; Karen hills, *O'Riley*; Shan hills, at Pwehla, *Collett*; Maymyo, 4000 feet, *King's collector*. **DISTRIB.** Western Yunnan.

Stems 200—250 cm. high, petioles 1—2 cm., laminae 11—14 cm. long, 7—9 cm. wide, calyx 11 mm. long, corolla 30 mm. long, pale sulphur or white, rarely pink, bracts quite sessile cordate at the base, lower 40 × 20 mm., upper 12 × 8 mm.

The species resembles *G. Heyneanum* (*G. strobilinum* VAR. *Heyneanum* *Hook. f.*) which is, however, distinct and is recognised at once by its small purplish corollas hardly longer than the calyx. Its nearest ally is *G. nutans* which has the same calyx and corolla, but differs in having slender stems, small leaves and short drooping uninterrupted spikes. It is much less like *G. strobilinum* (type), with which Mr. *Bentham* associated it; that species has larger leaves tapering towards the base, calyx softly tomentose with long hairs, corolla somewhat shorter and bracts much smaller, cuneate at the base and subequal along the spike.

2 b. *GOMPHOSTEMMA CURTISII* Prain; stems scabrid, leaves long-petioled ovate, or elliptic-ovate, denticulate, pubescent above tomentose beneath, whorls in large thyrsoid, cymes along the old wood below the leaves, bracts equalling the calyx, entire lanceolate with filiform points, calyx lobes narrowly lanceolate, with filiform points, longer than the tube.—*G. Curtisii* Prain in *Ann. Roy. Bot. Gard., Calcutta*, iii, *ined.*

MALAY PENINSULA; Perak, Wray n. 1233; *Scortechini* n. 924. Penang, *Curtis* n. 1310.

Stems flexuose 90—120 cm. long not rooting below, leaves distant, petioles 3—12 cm., laminæ 8—12 cm. long, 5—7 cm. wide, cymes 5—6 cm. long, bracts 10—15 mm. long, calyx 14 mm. long, corolla 28 mm. long, nutlets usually all matured, oblong, rounded above triquetrous below, glabrous, punctulate.

Nearest to *G. pedunculatum* from which it is distinguished by its narrower entire bracts and longer narrower calyx teeth as well as by its smaller leaves with longer petioles. As in *G. pedunculatum* the bracts and calyces are red-brown; the corolla, however, is in this species white.

6 b. *GOMPHOSTEMMA SCORTECHINII* Prain; stems, leaves beneath and whorls sparsely brown-tomentose, leaves short-petioled elliptic acute or oblanceolate acuminate entire or subserrate, or leaves glabrous beneath tomentose above, whorls many-flowered pedunculate, flowers pedicelled bracts small subulate, calyx ribbed teeth long triangular, corolla pubescent large.—*G. Scortechinii* Prain in *Ann. Roy. Bot. Gard., Calcutta*, iii, *ined.*

MALAY PENINSULA; Perak, Gunong Ijok, *Scortechini* n. 1225.

Stems 60—100 cm., petioles 0.5—1 cm. long, laminæ 20—30 cm. long, 12—16 cm. wide, narrowed or not towards the base, bracts 8 mm. long, peduncles very short, pedicels 8—10 mm., calyx 22 mm. (teeth 12 mm.), corolla 60 mm., upper lip emarginate, style bearded near top, nutlets 8 mm., ovate oblong, sparsely hairy at top.

Near *G. oblongum* and *G. lucidum*; differs from both in having peduncled whorls and pedicelled flowers, and is larger than either in all its parts.

7 b. *GOMPHOSTEMMA HEMSLEYANUM* Prain; stems and leaves beneath hoary-tomentose, leaves petioled rugose elliptic-ovate acute narrowed to the base, serrate, hirsute above, whorls sessile many-flowered, bracts lanceolate or linear shorter than the calyx, calyx teeth longer than tube, corolla not exceeding calyx, tube hirsute within.—*G. Hemsleyanum* Prain ex *Coll. & Hemsl., Jour. Linn. Soc.* xxviii, 116; *Ann. Roy. Bot. Gard., Calcutta*, iii, *ined.*

UPPER BURMA; Meiktila, *Collett* nn. 17, 887.

Stems erect, over 60 cm. high, petioles 1—3 cm. long, laminæ 10—18

cm. long, 4—7 cm. wide, *calyx* 14 mm. long, *corolla* 13·5 mm. long, incurved, *nutlets* subglabrose smooth, usually all matured.

A very distinct species.

10 b. *GOMPHOSTEMMA MICROCALYX* Prain; stems woody and leaves beneath pubescent or tomentose, leaves long-petioled subrugose oblong or ovate, acute crenulate pubescent above, whorls small few-flowered sessile in the lower leaf-axils and on the stem below, bracts small ovate acute, *calyx*-tube narrow teeth very short triangular, *corolla* slender limb small glabrous.—*Gomphostemma microcalyx* Prain in *Ann. Roy. Bot. Gard., Calcutta*, iii, *ined.*

MALAY PENINSULA; Perak, Larut, *Scortechini* n. 942, *Kunstler* n. 2155, *Wray* n. 835; Ulu Bubong, *Kunstler* n. 10,455.

Stems 60—150 cm. high hoary, petioles 4—5 cm. long, laminae 12—15 cm. long 7—9 cm. wide, base abruptly narrowed, whorls about 6-fld., bracts 6—7 mm. long, *calyx* 7 mm. long teeth 2 mm., *corolla* 26 mm., orange, tube very slender, throat hardly inflated, both lips small.

Resembles *G. Thomsoni* but with a very different calyx and with much smaller fewer-flowered whorls and smaller leaves.

53. TEUCRIUM LINN.

§ TEUCRIS. *Peduncles* opposite axillary 1—3 fld. racemose or paniculate. *Calyx* campanulate equally 5-toothed.

1*. *TEUCRIUM SCINDICUM* Prain; hoary, stems many rigid shortly paniculately branched above, leaves ovate orbicular subpinnatisect segments shortly narrowly linear margins recurved, pedicels $\frac{1}{2}$ exceeding *calyx* and bracts, *calyx* subglabrous shortly campanulate teeth triangular shorter than tube, *corolla* longer than *calyx* lower lobe elliptic-oculate obtuse, filaments exserted glabrous, *nutlets* minutely pruinose.

SCINDE:—*Stocks*; (specn. in *Herb. Dalzell*).

An erect many-stemmed perennial with thickened rootstock, 30—40 cm. high, leaves 14—16 mm. long 9—10 mm. wide, segments 6 mm. by 0·5—1·5 mm., pedicels 8 mm., *calyx* 8 mm., (tube 5 mm. teeth 3 mm.), *corolla* 15 mm. long, central lip-segment 6 mm. long 5 mm. across, filaments 7 mm. long, *nutlets* 2·5 mm. elliptic, slightly rugulose.

Near to *P. Taylora* to which *Stocks* in *Herb. Dalzell* had referred it but differs in having the filaments all glabrous whereas the anterior pair in *P. Taylora* are hirsute below; from *P. orientalis*, which it also comes near, it differs in having the terminal lobe of *corolla* rounded instead of acute; from *P. parviflorum* it differs in having the filaments exserted. It is diagnosed at once from all three by the teeth of the *calyx* being shorter than the tube.

§ § SCORODONIA. (*F. B. I.* iv, 700).

6 b. *TEUCRIUM WATTII* Prain; stem stout diffusely branched rufous-villous, leaves long-petioled oblong-ovate acute, base cuneate entire margin elsewhere sharply irregularly toothed, racemes paniced bracts linear-lanceolate hardly exceeding pedicels, *calyx* campanulate declinate, upper tooth rounded, 2 lower lanceolate, *corolla* tube subequalling *calyx*, terminal lobe ovate the four upper rounded obtuse.

MANIPUR:—Kassome summit, 6000, Watt, n. 5, 127.

A straggling herb, stems 80—120 cm. long almost terete below, densely rufous-villous with long spreading hairs, leaves 13—15 cm. long, 5—7 cm. across, membranous, nerves softly hirsute, petioles densely villous 5—7 cm. long, racemes rufous-villous, bracts 6—7 mm. long, pedicels 6 mm. long, *calyx* 7 mm. (tube 4 mm.) upper tooth ovate acuminate twice as broad as rounded obtuse lateral and as long as lower pair connivent lanceolate acute, teeth within and *calyx* throat setose, *corolla* tube 6 mm. long, lip 7 mm., filaments sparingly hairy.

Nearest to *T. quadrifarium* from which it differs by the petioles being 3 times as long, the leaves cuneate not cordate at base, and membranous not rugose, and by the bracts which are inconspicuous instead of large ovate. The *calyx* in both is very similar but the *corolla*-tube is in *T. Wattii* longer and the upper pair of lobes are rounded like the lateral, not, as in *T. quadrifarium*, acute.

§ § § SCORDIUM. (*F. B. I.* iv, 702).

9. *TEUCRIUM SERRATUM* Benth.; perennial sparingly hairy or glabrate, stems leafy, leaves small lanceolate serrate base cuneate apex acute, bracts lanceolate longer than flowers, branches long slender paniculate, whorls 2—4-fld. rather remote, pedicels $\frac{1}{2}$ exceeding *calyx*, *calyx* teeth triangular subequal shorter than campanulate gibbous tube, *corolla* $\frac{1}{2}$ exceeding *calyx*, filaments subexserted sparsely hirsute, *nutlets* small glabrous.—*Teucrium serratum* Benth., *DC. Prodr.* xii, 586; *Boiss., Flor. Orient.* iv, 813.

N.-W. HIMALAYA; Gilgit, *Giles*. *DISTRIB.* Afghanistan.

Stems 25—40 cm. high, rootstock slender, leaves 30—45 mm. by 8—14 mm. decreasing upwards, pedicels 9—11 mm. long, *calyx* 6 mm. long (tube 4 mm. teeth 2 mm.), *corolla* 8 mm. long, *nutlets* 1.5 mm., spherical, distinctly rugulose.

Near *P. Scordium* Linn. which it follows and from which it differs by having leaves decreasing upwards instead of uniform, and acute at the apex instead of obtuse, also by having distinctly longer pedicels and a slightly smaller *corolla*.

§ § § § POLIUM. *Whorls* condensed in ovate or globose terminal heads. *Calyx* tubular campanulate teeth subequal.

10. *TEUCRIUM STÖCKSIANUM* Boiss.; dwarf shrubby densely hoary-

pubescent, branching from the base with rigid tufted stemlets again decussately branching, leaves small elliptic subentire, heads few-fl. dense small, flowers small sessile, *calyx* campanulate hoary, teeth short ovate obtuse, *corolla* yellow $\frac{1}{2}$ exceeding calyx, anthers exerted.—*Teucrium Stocksianum* Boiss., *Diagn. ser. 2, iv, 58* and *Flor. Orient. iv, 821.*—*T. leucocladum* Herb. *Ind. Or. H. f. & T., nec Boiss.*

WESTERN PANJAB:—Peshawar district, *Stewart*; Dera Ghazi Khan district, *Alcock*; Dera Ismail Khan district, *Williams*; Quetta, *Lace.* DISTRIB. Beluchistan, S. Afghanistan.

Rootstock stout woody, stems 10—12 cm., branches 3—5 cm., leaves 13 mm. by 6 mm. apical third obtuse crenate, crenations shallow basal two-thirds cuneate entire, bracts 6 mm. by 3 mm. entire or slightly crenate at apex, *calyx* 6.5 mm. (tube 6 mm.), *corolla* 8 mm. Dr. Alcock has described this species in the field, his notes say *inter alia* “leaves greyish green, odour highly aromatic, taste very bitter, flowers yellow; “not met with below 5000 feet on the Suleiman hills.” It is most nearly allied to *T. leucocladum* from Arabia and *T. cuneifolium* from Crete.

[In concluding the Writer has to acknowledge his great indebtedness to Mr. W. B. HEMSLEY, F. R. S. who has kindly compared specimens of the majority of the species here described with specimens at Kew. As is always the case there are a few points whereon opinions differ and in view of the fact that Mr. Hemsley's experience and skill are much the greater, the writer feels it only just to mention the chief of these, since they affect the systematic value of the plants concerned.

Mr. Hemsley thinks that *Plectranthus Brandisii* (p. 296) might really be united to *P. Stracheyi* and that *Scutellaria andamanica* (p. 307) may be only a form of *S. oblonga*; he believes too, that the two forms of *Zataria* (p. 300) are not specifically distinct but that the two forms included under *Nepeta glomerulosa* (p. 304) are. In the two last cases Mr. Hemsley is almost certain to be right; in the two first it is possible that the writer has laid too great stress on the fact that both plants exist at elevations, and flower at seasons of the year different from those characterising the species which they respectively resemble. These characteristics may be only due to their rather remote geographical areas; in any case *Scutellaria andamanica* and *Plectranthus Brandisii* may be looked on as representative of *S. oblonga* and *P. Stracheyi* respectively. Still the *corolla* of *S. andamanica* is somewhat different from that of *S. oblonga*, and the *calyx* of *P. Brandisii* from that of *P. Stracheyi*. The prominent ruby-red glands characteristic of the outer surface of the *calyx* and under surface of the leaves of *P. Stracheyi* are absent from *P. Brandisii* which has leaves exactly like those of *P. Walkeri* and a *calyx* like that of *P. Stocksii*.

On the other hand the writer believes *Dysophylla communis* (p. 299) to be only a form (hardly distinguishable as a variety) of *D. auricularia*.]

JOURNAL

OF THE

ASIATIC SOCIETY OF BENGAL.

Part II.—NATURAL SCIENCE.

SUPPLEMENT.—1890.

- 1.—*Catalogue of the Insecta of the Oriental Region.* No. 2, Order Coleoptera, Family Carabidæ.—By E. T. ATKINSON, B. A.

DR. HORN writes that the *Carabidæ* form one of the members of the Adephagous series of Coleoptera, which 'is readily recognized by the predaceous character of its mouth parts, its slender antennæ (except in the *Gyrinidæ*), pentamerous tarsi, and the structure of the first abdominal segment, which is in all cases divided or hidden by the posterior coxæ in such a manner that it is entirely lateral, rarely appearing as a small triangular piece between the posterior coxæ.'

The classification of the *Carabidæ* is still unsettled, and, notwithstanding the very great attention paid to this group, there is no generally recognized arrangement that can be followed for the species of the Oriental Region. The number of groups, their extent, relative position, and nomenclature, still leave much to be desired. Leconte, † writing in 1862, remarked:—'Numerous efforts have been made to indicate a rational distribution of the genera, and the attempts commenced by Latreille and Bonelli, and successively improved by the suggestions of Dejean, Erichson, Schiödte, Lacordaire, and myself, have finally, in the expert hands of Sochaum, * assumed a form in which probably permanent results have been obtained.'

† 'Classification of the Coleoptera of North America,' in Smithsonian Miscellaneous Collections, 1862.

* Naturg. Ins. Deutschl. 1860, and 'Das system der Carabiceen,' in Berlin. Ent. Zeits., iv, 1860, p. 161.

Following the suggestions of the later authors, Leconte divided the whole family into three sub-families, formed thus:—

Middle coxæ distant ;

Epimera of the mesonotum reaching the coxæ ... 1. CARABIDÆ.

Epimera of the mesonotum not reaching the coxæ ... 3. HARPALIDÆ.

Middle coxæ contiguous 2. OZENIDÆ.

In the *Carabidæ*, he placed the tribes *Omophronini*, *Hiletini*, *Carabini*, and *Scaritini*. To the second sub-family he attached the *Ozæni* and *Pseudomorphini*, and all the rest to the third sub-family. Leconte, writing of the Coleoptera of North America, did not indicate the position of the extra-American genera.

In 1880, † Kölbe, starting with the hypothesis that the land-beetles are later than the water-beetles, and that the points common to both are of primary value in classification, divided the family '*Carnivora*' into six sections, which are further subdivided into groups. His arrangement, however, does not help us, and the placing of the family *Cicindelidæ* as a simple subsection of one of his groups does not appear to be correct.

In 1881, Dr. G. H. Horn, ‡ reviewed the genera of the *Carabidæ* of North America, and, in doing so, gave the following arrangement of the Adephagous families, which is followed in the present catalogue:—

I. *Metasternum* with an ante-coxal piece, separated by a well-marked suture, reaching from one side to the other, and extending in a triangular process between the coxæ.

Antennæ 11-jointed : posterior coxæ mobile and simple ; habits terrestrial.

Antennæ inserted on the front above the base of the mandibles :
Cicindelidæ.

Antennæ arising at the side of the head, between the mandibles and the eyes :
Carabidæ.

Antennæ 10-jointed : posterior coxæ fixed, and with large plates almost entirely concealing the abdomen : habits aquatic :
Haliplidæ.

II. *Metasternum* with a very short ante-coxal piece, the suture indistinct, posteriorly not prolonged between the coxæ ; habits aquatic ; legs ambulatorial ; anterior coxæ globular :

Amphizoidæ.

Legs natatorial : anterior coxæ conical :
Pelobiidæ.

† *Natürliches System der Carnivoren Coleoptera*, in *Deutsche Ent. Zeits.*, xxiv, 1880, p. 258.

‡ 'On the genera of the *Carabidæ*, with special reference to the fauna of Boreal America,' in *Trans Amer. Ent. Soc.*, 1880, p. 91-196.

III. Metasternum prolonged behind in a triangular process, the ante-coxal piece entirely wanting : habits aquatic.

Antennæ slender, filiform or setaceous, abdomen with six segments : eyes two : *Dytiscidæ.*

Antennæ irregular, very short : abdomen with seven segments of which the first two are closely united : eyes four : *Gyrinidæ.*

The *Carabidæ* are divided into three sub-families :—

Middle coxal cavities not entirely enclosed by the sterna, the epimeron of the mesosternum attaining the coxæ : *Carabina.*

Middle coxal cavities entirely enclosed by the sterna, the epimeron of the mesosternum not attaining the coxæ.

Head without antennal grooves beneath and with distinct super-orbital setæ : ambulatorial setæ of abdomen usually well developed. *Harpalinæ.*

Head with distinct, usually long, antennal grooves beneath, and without distinct super-orbital setæ : ambulatorial setæ of the abdomen feeble or wanting. *Pseudomorphinæ.*

The Harpalinæ are further subdivided into two sections, the first in which the head has two super-orbital setigerous punctures, the second in which there is but one. The groups included in the subfamilies are as follows :—

	Carabina.	13. <i>Promceognathini.</i>	25. <i>Licinini.</i>	38. <i>Cratocerini.</i>
1. <i>Omophronini.</i>	14. <i>Enocladini.</i>	26. <i>Platynini.</i>	39. <i>Orthogonini.</i>	
2. <i>Trachypachini.</i>	15. <i>Scaritini.</i>	27. <i>Anchonoderini.</i>	Harpalinæ II	
3. <i>Cycharini.</i>	Harpalinæ I.	28. <i>Ctenodaetylini.</i>	40. <i>Brachynini.</i>	
4. <i>Carabini.</i>	16. <i>Panagæini.</i>	29. <i>Ooacanthini.</i>	41. <i>Apetomini.</i>	
5. <i>Pamborini.</i>	17. <i>Siagonini.</i>	30. <i>Dryptini.</i>	42. <i>Broscini.</i>	
6. <i>Hiletini.</i>	18. <i>Ozæniini.</i>	31. <i>Mormolycini.</i>	43. <i>Zacotini.</i>	
7. <i>Elaphrini.</i>	19. <i>Nomiini.</i>	32. <i>Agrini.</i>	44. <i>Poleciini.</i>	
8. <i>Loricerini.</i>	20. <i>Psydrini.</i>	33. <i>Egini.</i>	45. <i>Chilæniini.</i>	
9. <i>Nebriini.</i>	21. <i>Morionini.</i>	34. <i>Lediini.</i>	46. <i>Zabrinini.</i>	
10. <i>Migadopini.</i>	22. <i>Bembidiini.</i>	35. <i>Helluonini.</i>	47. <i>Harpalini.</i>	
11. <i>Metrini.</i>	23. <i>Pogonini.</i>	36. <i>Graphipterini.</i>	48. <i>Pseudomorphinæ</i>	
12. <i>Mystropomini.</i>	24. <i>Pterostichini.</i>	37. <i>Anthiini.</i>		

Several of these groups are further subdivided, but these details need not be noticed here.

M. Borré writes of this arrangement :—' *Beaucoup des genres prennent ainsi des places bien différentes de celles où nous sommes accoutumés de les voir ; déjà, dans l'arrangement des tribus, nous avons pu voir que des affinités consacrées par un usage pour ainsi dire général, sont tout à fait brisées, et je dois dire avec justice, car tous ceux qui ont approfondi un peu la matière le savent, il n'y avait dans notre classification que trop de traces de cette mesquine étude que l'on peut l'appeler l'entomologie*

de clocher, c'est-à-dire que les premiers auteurs s'étaient mis en route avec l'insoutenable préjugé que notre petite Europe allait nous offrir l'abrégé exact de la nature du globe, et la possibilité de formuler par elle seule le système de cette nature.' The arrangement, however, has been adopted in Leconte and Horn's edition* of Leconte's work on the classification of American Coleoptera already noticed, and in most of the later European catalogues. There still remains the task of amalgamating the groups of all countries in one list.

Another attempt at the classification of the *Carabidæ* has been made by M. des Gozis.† This is based principally on the presence or absence of setigerous pores in the pronotum. He distributes the genera into six sections, but this arrangement appears to bring together genera incongruous in other respects, *Oodini*, *Omophronini*, *Dryptini* and *Zabrini* in the first group; *Brachynini* and *Harpalini* in the second group; whilst the fifth group contains an agglomeration of apparently widely distinct genera.

Mr. Sharp, in a paper‡ on the *Carabidæ*, quotes Leconte's remarks already noticed, and adds:—'The learned and energetic American expert had himself contributed greatly, probably as much or more than any other of the authors he mentions, to the rational system of classification he describes, and had no doubt done so at the expense of great labour and time, but the lapse of time has not altogether justified his expression of reliance as to the permanency of the results then reached. Duval, Chaudoir, C. J. Thomson and others have worked, since Leconte, at the classification of these insects, and each has contributed more or less to our knowledge, and has thus induced change. The genera of a large number of groups have been entirely remodelled by Chaudoir; while of the larger groups it may be truly said that at present but little accord exists as to their limits and arrangement, except in the case of certain comparatively small and isolated groups.'

Mr. Sharp further remarks:—'Indeed I am, myself, of opinion that classification of the groups superior in complexness to genera is at present (1883) so extremely far from approximation to the actual facts, and that these groups will thus probably in future assume a totally different form, that we should do well to refrain from giving them names at all,

* 'Classification of the Coleoptera of North America,' by J.L. Leconte and G. H. Horn, in Smithsonian Miscellaneous Collections, 1883; and separate, 1888. Bibliography of the American Carabidæ, *ib.*, p. 536.

† 'Mémoire sur les pores sétigères prothoraciques dans la tribu des Carnivores,' in MT Schwe. Ent. Ges. vi, 1882, p. 285.

‡ Trans. Ent. S. Lond., 1883, p. 61. 'On the classification of the *Adephaga*, or carnivorous series of the Coleoptera.'

and contenting ourselves with the simple method of numbering the tribes or groups, instead of naming them.' As pointed out by Mr. Sharp, the number of tribes, or groups of genera, in each sub-family is greater than those given by Dr. Horn, whose investigations refer mainly to the species of North America. Mr. Sharp also remarks that, in the case of many of the tribes adopted by Dr. Horn, that writer makes use of the same names for them as have been used by his predecessors, although giving to those names a widely different extension or meaning. Though this is the usual plan, it gives to classifications a false appearance of accord and permanence, and also, by giving to the names the sanction of long use, tends to make them appear in the eyes of many of more importance than they are in fact. With these remarks I thoroughly concur, and any one who has had to study the literature of the *Carabidæ*, will, I am sure, endorse them. In preparing this paper, I have found that it would be possible almost to count as a group* each genus, and I consider the best course is to arrange the genera as near as possible in the groups that have been established with some authority, and then to give fairly full references†, which those who have the knowledge and material can hereafter work out for themselves. I possess neither the time nor the material necessary for this purpose, and my object is merely to help others by giving a list of the recorded species from the Oriental Region.‡

Bates H. :—

On the group *Pericaltini* :—Ent. Mon. Mag., vi. 1869. p. 69.

” ” *Lachnophorini* :—l.c. viii. 1871. p. 29.

Biologia Centrali-Amer., Col. i (1), 1881.

Bonelli, F. A. :—

'Observations entomologiques,' in Mémoires de l'Académie Impériale des Sciences, Littérature et Beaux-arts, classe de Physique et de Mathématique, pour les années, 1809-10. Turin, 1809, p. 21 : *ibid.*, 1813 p. 442. [My copy does not contain the *tab. syn.* quoted by authors.]

Brulle, A. :—

Histoire naturelle des Insectes, par M M Audouin et Brullé. (Coléoptères), iv-vi. Paris, 1834.

* Let any one compare the notes in the Zoological Record for a series of years, and he will at once appreciate the extent of the existing confusion, which the *Zoologischer Jahresbericht* got over by giving the genera in alphabetical order.

† A list follows of the principal papers of Chaudoir, Putzeys, Bates, and others on classification.

‡ A few extra-Oriental species, marked by an asterisk, are given from the collection made by the Yarkand Mission of which the types are in the Indian Museum. The species identified in the Indian Museum have the precise locality in angular brackets.

Chaudot, M. le Baron de :—

Bulletin de la Société Impériale des Naturalistes, Moscou.

- 1.—Genres nouveaux et espèces nouvelles des *Carabiques*, *ib.* :—x (3), 1837, p. 1 ; (7) p. 3.
- 2.—Tableau d'une nouvelle subdivision du genre *Feronia*. *ib.*, xi (1), 1838, p. 1.
- 3.—Genres nouveaux *ib.*—xv, 1842, p. 832 ; xvi, 1843, p. 383, 671.
- 4.—Trois Mémoires sur la famille des *Carabiques* : *ib.*, xvii, 1844, p. 415.
- 5.—Note sur le groupe des *Stomides* : *ib.*, xix (2), 1846, p. 511.
- 6.—Mémoire sur la famille des Carabiques, I., *ib.*, xxi (1), 1848, p. 1 :—Odacanthini (p. 26), Pericalus (111). II, *ib.*, xxiii (1), 1850, p. 1 :—Drypta, p. 33, Anthia (41), Callida (51), Catascopus (349), Coptodera (356), Pristonychus (379), Dicranoncus (392), Callistus (394), Lasiocera (402), Omophron (424). III, *ib.*, xxv (1), 1852, p. 1 :—Triplogenius (p. 71). IV, *ib.*, xxvii (1), 1854, p. 112, 279 :—Ozaenini (p. 279). V, *ib.*, xxviii (1), 1856, p. 1 :—Scaritini (p. 5). VI, *ib.*, xxix (3), 1858, p. 187 :—Chlaenini, xxx (3), 1857, p. 1.
- 7.—Materiaux pour servir à l'étude des *Cicindélides* et des *Carabiques*, *ib.*, xxxiii (4), 1860, p. 269 (*Cicindélides*) : xxxiv (1), 1861, p. 491 :—Cychrini (p. 493), Carabini (502), Nebriini (504), Opisthius (505), Hiletini (506), Dendrocillus (545), Drypta (546), Galerita (551), Anthia (561) : *ib.* (2), p. 335 :—Revision de l'ancien genre *Panagaeus* :—Epicosmus (p. 335), Peronomerus (354), Euschizomerus (354). *ib.*, xxxv (4), 1862, p. 275 :—Casonia (p. 275), Dicraspeda (300), Helluodes (302), Physotocraphus (303), Pogonoglossus (304), Zaphium (310).
- 8.—Essai monographique sur le genre *Abacetus*. xlii (1), 1869, p. 355.
- 9.—Monographie des *Graphiptérides*, *ib.*, xliiii (1), 1870, p. 281.
- 10.—Monographie des *Lebiides*, *ib.*, xliiii (2), 1870, p. 111 :—Dietya (p. 123), Nematopeza (146), Lebia (162) : *ib.*, xliv (1), 1871, p. 1 :—Stephanas (p. 55).
- 11.—Observations sur quelques genres des *Carabiques*, *ib.*, xlv (1), 1872, p. 382 :—Callistomimus (p. 382), Casonia (397).
- 12.—Materiaux pour servir à l'étude des *Feroniens* :—xlii (2), 1873, p. 85 ; *ib.*, xlviii (1), 1874, p. 1 :—Aepsera (p. 29).
- 13.—Etude monographique des *Masorides*, et des *Tetragonodérides*, *ib.*, li (3), 1876, p. 1 :—Caphora (p. 8), Masoreus (11), Cyclosomus (27), Tetragonoderus (33), Mnuphorus (69), Tilius (71).
- 14.—Monographie des *Siagonides*, *ib.*, l (1), 1876, p. 62 :—Siagona (p. 76), Coscinia (115).
- 15.—Genres nouveaux et espèces inédites des Carabiques :—*ib.*, liii (3), 1878 p. 1 :—Bhathymus (p. 7), Tropidocerus (9), Abacetus (25), Triplogenus (81).
- 16.—Essai monographique sur les *Morionides*, *ib.*, liv (1), 1880, p. 317 :—Morio, Morionidius.

Annales de la Société Entomologique de France.

- 1.—Genres et espèces des *Carabiques* nouveaux :—iv, 1837, p. 429.
- 2.—Monographie du genre *Colpodes*, Macleay :—(3 s.) vii, 1859, p. 287.
- 3.—Revision des genres *Dicranoncus* and *Colpodes* ; (5 s.) viii, 1878, p. 275.
- 4.—Monographie des *Oodides* :—(6 s.) ii, 1882, p. 317, 485.

L'Abeille.

- 1.—Monographie du genre *Pæcilus* :—xvi, 1876, p. 1.
Annales de la Société Entomologique de Belgique.
- 1.—Révision du groupe des *Osenidæ*, xi, 1867-68, p. 43 :—*Picrus* (p. 45), *Itamus* (51), *Eustra* (71).
- 2.—Révision des *Trigonotomides*, l. o., p. 151 :—*Triplogenus* (p. 154), *Trigonotoma* (158).
- 3.—Mémoire sur les *Thyreoptérides*, xii, p. 113 :—*Brachichila* (p. 123), *Tantillus* (126), *Sinurus* (129), *Mormolyce* (131), *Serrimargo* (134), *Peripristus* (135), *Thyreopterus* (141), *Miscelus* (152), *Holcoderus* (153), *Catascopus* (158), *Pericallus* (158).
- 4.—Mémoire sur les *Coptodérides*, *ib.*, p. 163 :—*Coptodera* (p. 163), *Lioptera* (208), *Mochtherus* (240), *Dolichoctis* (245), *Brachyctis* (252).
- 5.—Essai monographique sur le groupe des *Pogonidæ*, *ib.*, xiv, 1870-71, p. 21 :—*Pogonus* (p. 23), *Patrobus* (40).
- 6.—Essai monographique sur les *Orthogoniens*, *ib.*, xiv, 1870-71, p. 95 :—*Orthogonius* (p. 98), *Hexachaetus* (124), *Actenoncus* (126).
- 7.—Essai monographique sur les *Drimostomides* et les *Cratocérides*, *ib.*, xv, 1872, p. 5 :—*Drimostoma* (p. 9), *Stomonaxus* (13), *Diceromerus* (15).
- 8.—Monographie des *Callidides*, *ib.*, xv, 1872, p. 97 :—*Callida* (p. 103), *Crossoglossa* (177), *Bothynoptera* (181), *Endynomena* (186).
- 9.—Monographie des *Brachynidæ*, *ib.*, xix, 1876, p. 11 :—*Pheropsophus* (p. 16), *Brachynus* (49), *Styphlomerus* (87), *Mastax* (97).
- 10.—Essai monographique sur les *Fanagéides*, *ib.*, xxi, 1878, p. 83 :—*Brachyonychus* (p. 86), *Epicosmus* (104), *Eudema* (133), *Microcosmus* (139), *Dischisus* (149), *Euschizomerus* (157), *Peronemerus* (162), *Trichisia* (164).
- 11.—Monographie des *Scaritidæ*, *ib.*, xxii, 1879, p. 124-181 ; xxiii, 1880, p. 5-130 :—*Oxylobus* (p. 129), *Coptolobus* (159), *Distichus* (p. 44), *Scarites* (63.)

Annali Museo Civico di Genova.

- 1.—Monographie des *Chléniens* :—viii, 1876, p. 5 :—*Chlaenius* (p. 10), *Hololius* (290), *Rhopalistes* (291).
- 2.—*Féronidæ* from Australia :—vi, 1874, p. 568 : *Harpaliens* from Australia, xii, 1878, p. 475.

Clairville, J. de :—

Entomologie Helvétique, ou Catalogus des insectes (Coléoptères) de la Suisse. Zurich, 1798 ; vol. ii, 1806.

Curtis, J. :—

British Entomology being Illustrations and Descriptions of the genera of insects found in Great Britain and Ireland. London, 1823—40.

Dejean, P. F. :—

Species général des Coléoptères. Paris, 1825—31.

Iconographie et Histoire naturelle des Coléoptères d'Europe. Paris, 1829—40.

Erichson, W. F. :—

Die Käfer der Mark Brandenburg. Berlin, 1837, 1839.

Fabricius, J. C. :—See Cat. *Capsidæ*, p. 28.

Fischer, G. :—

Entomographia imperii Russici, iii, Moscow, 1825-28.

Herbst, J. F. W. :—

Kritisches Verzeichniß meiner Insecten-Sammlung (Col.), in *Archives de l'histoire des insectes* par J. F. Haly, 1784 ; in French by Winterthur, 1794.

Kirby, W. :—

Fauna boreali-Americana, Zool., iv. Norwich, 1837.

Lacordaire, J. T. :—Genera des Coléoptères. I, Paris, 1854.

Faune entomologique des environs de Paris. Paris, 1835.

Latreille, P. A. :—

Histoire naturelle générale et particulière des Crustacés et des Insectes. Paris, 1802-1805.

Genera Crustaceorum et Insectorum, secundum ordinem naturalem in familias disposita, &c. Paris, i, iii, 1806-7.

Metachoulaky, V. :—

A list of the genera and species described by this author (1834-1867) will be found in the Supplement to vol. iv of the *Horæ Societatis entomologicae Rossicae.* St. Petersburg, 1868.

Énumération des nouvelles espèces des Coléoptères rapportés de ses voyages iv, Bull. Mosc., xxxvii (3), 1864, p. 171, 297 ; *ib.*, xxxviii (4), 1865, p. 227.

Essai d'une Catalogue des Insectes de l'île Ceylon. Bull. Mosc., xxxiv (1), 1861, p. 95.

Olivier, A. G. :—

Entomologie ou Histoire naturelle des Insectes. Paris, 1789-1808.

Fanzer, G. W. F. :—

Fauna insectorum Germaniæ initia. Nurnberg, 1793-1809.

Putzeys, J. :—

1.—*Monographie des Clivines et des genres voisins.* Mém. de la Soc. Roy. Liège, ii, 1846.

2.—*Postscriptum ad Clivinidarum Monographiam, l. c.*, xviii, 1862.

3.—*Révision générale des Clivinides*, Ann. Soc. Ent. Belg., x, 1866-67, p. 1-225.

4.—*Supplément à la Révision générale des Clivinides, l. c.*, xi, 1867-68, p. 1-22.

5.—*Deuxième supplément à la même, l. c.*, xvi, 1873, p. 10.

6.—*Monographie des Calathides, l. c.*, xvi, p. 19.

7.—*Broscosoma*, Carabidum genus novum. Brussels, 1846.

8.—*Les Broscides*, Stettin Ent., Zeit., 1868, p. 304 :—*Broscosoma*, p. 253.

9.—*Étude sur les Amara de la Collection de Chaudoir.* Liège, 1866.

10.—*Monographie des Amara.* L'Abeille, 1871, p. 100.

11.—*Trechorum oculatorum monographia.* Stettin Ent. Zeit., 1870.

Stephens, J. F. :—

Illustrations of British Entomology, or a Synopsis of indigenous insects. Mandibulata. Col. I—VI. London, 1828-32.

A Manual of British Coleoptera. London, 1839.

A Systematical catalogue of British Insects. London, 1829.

Wiedemann, C. R. W. :—

Zoologisches Magazin, Vol. i. (3), 1819 ; ii (1), 1823.

German's Magazin der Entomologie, iv, 1821, p. 107.

OMOPHRONINI :—

Lacordaire, Gen. Col., i, 1854, p. 41 : Horn, Gen. Carab., p. 105 : Leconte and Horn, Class. Col., 1883, p. 6.

Genus OMOPHRON.

Latreille, Hist. Nat. Ins., iii, 1802, p. 89 : Lacord., Gen. Col., i, p. 42 : Mun. Cat., p. 42 : Chaudoir, Rev. Mag. Zool., 1868, p. 54 : Bates, Biol. Centr. Amer. Col., i, p. 19.

Epactius, Schneider (1791), *teste* Bergr., Berlin. Ent. Zeits., 1884, p. 229.

Homophron, Zool. Rec., 1875, p. 279.

Scolytus, pt. Fabr., Ent. Syst., i, 1792, p. 180.

Brettinghamæ, Pascoe, Jour. Ent., i, 1860, p. 38.

Hab. India.

maculosus, Chaudoir, Bull. Mosc., xxiii (2), 1850, p. 424.

Hab. N. India.

platus (*Scolytus*), Wiedemann, Zool. Mag., ii (1), 1823, p. 69.

Hab. India, Bengal.

vittatus (*Scolytus*), Wiedemann, *l. c.*, p. 69.

Hab. India, Bengal.

OYCHRINI :—

Horn, Gen. Carab., 1881, p. 107 : Leconte & Horn, Class. Col., 1883, p. 7.

[M. Géhin (Cat. Carab., 1885) places the *Cyohrini* with the *Carabini* which he describes as comprising three genera, designated sub-tribes by him, *Cyohrus*, *Carabus* and *Calosoma*, each with numerous sub-divisions. M. Géhin writes :—" Tous les groupes que je viens d'examiner ont pour moi le même valeur systématique, ce sont des sous-genres des *Carabus*, *Calosoma* et *Cyohrus*. Si dans le synopsis j'ai fait précéder leur nom des mots 'genre' ou 'sous-genre', c'est pour montrer le peu d'harmonie qui existe entre les entomologistes". For the reasons given by Dr. Horn (*l. c. supra*), the *Cyohrini* are retained as a separate group, and I give the other names as subgenera or synonyms, except *Coptolabus* and *Damaster* which appear to be well established genera].

Genus OYCHRUS.

Fabricius, Skrift. Nat. Selsk., iii (2), 1794, p. 68-71 : Clairv., Ent. Hel., ii, p. 116 t. 19 : Latr., Hist. Crust., iii, p. 90 : Lacord., Gen. Col., i, p. 62 : Chaudoir, Bull. Mosc., xxxiv (1), 1861, p. 493 : Mun. Cat., p. 82 : Gehin, Cat., 1885, p. xxxvi, 73.

Brennus, Motsch., Bull. Mosc., xxxviii (4), 1865, p. 311 : Gehin, Cat., p. xxxvii, 75.

Irichrous, Newman, Ent. Mag., v., 1838, p. 385 : Gehin, Cat., p. 71.

Pemphus, Motsch., Bull. Mosc., xxxviii (4), 1865, p. 312 : Gehin, Cat., p. xxxvi, 73.

Scaphomotus, Latreille, Ic. Règne Anim., i, 1822, p. 87 : Mun. Cat., p. 84 : Gehin, Cat., p. xxxvi, 71.

Sphaeroderus, Dejean, Spec., ii, 1826, p. 14 : Mun. Cat., p. 84 : Gehin, Cat. p. xxxvi, 72.

DAVIDIS, Fairmaire, Ann. Soc. Ent. Fr., (6a.) vi, 1886, p. 307.
Hab. Yunnan.

YUNNANUS, Fairmaire, Ann. Soc. Ent. Belg., xxxi, 1887, p. 90.
Hab. Yunnan.

CARABINI:—

Horn, Gen. Carab., p. 108 : Leconte and Horn, Class. Col., p. 9.

Genus **CARABUS**.

Linn., Syst. Nat., i (2), 1767, p. 668 : Lacord., Gen. Col., i, p. 54 : Chaudoir, Bull. Mosc., xxxiv (1), 1861, p. 502 : Mun. Cat., p. 57 : Gehin, Cat. Carab., 1886, p. xi, xxv : Kraatz, Deutsche Ent. Zeits., 1878, pasaim ; xxx, 1886, p. 225 : Morawitz, Mém. Acad. St. Petersb., xxxiv, 9, 1886, p. 1.

Acoptolabrus, Morawitz, Mém. Acad. St. Petersb., xxxiv (9), 1886, p. 17.

Alogocarabus, Morawitz, *l.c.*, p. 60.

Aplothorax, Waterhouse, Trans. Ent. S. Lond., iii, 1842, p. 207 : Lacord., Gen. Col., i, p. 58 : Gehin, Cat., p. xxviii, 54.

Apotomepterus, Hope, Col. Man., ii, 1838, p. 48 : Motsch., Bull. Mosc., xxxviii (4), 1865, p. 281 = *Morphocarabus*, Gehin, Cat., p. 16.

Archicarabus, Seidlitz, Fauna Baltica (2 ed.), 1887, p. 6 : Kraatz, Deutsche Ent. Zeits., xxxi, 1887, p. 362.

Autocarabus, Seidlitz, *l.c.*, p. 7 : Kraatz, *l.c. supra*, p. 362.

Aminosarabus, Morawitz, Mém. Acad. St. Petersb., xxxiv (9), 1886, p. 55.

Calocarabus, Sémenow, Hor. Ent. Ross., xxi, 1887, p. 166.

Cathaicus, Bates, Ent. Mon. Mag., 1872, p. 32 : Kraatz, Deutsche Ent. Zeits., 1878, p. 151 : Gehin, Cat., p. xv, 13.

Cochenus, Fischer, Ent. Imp. Russ., i, 1822, p. 110 : Gehin, Cat. p. xxiv, 39.

Cochenchilus, Motsch., Ins. Russ., 1846, p. 74, note. : Gehin, Cat., p. xxiv.

Coryglassus, Solier, Mém. Acad. Turin., 1848, p. 10 ; *id.*, Truqui and Bandet, Stud. Ent., p. 49 : Motsch., Bull. Mosc., xxxviii (4), 1865, p. 283 : Gehin, Cat., p. xxviii, 54.

Chatocarabus, G. Thoms., Op. Ent., 1875, p. 654 : Gehin, Cat., p. xxv, 40.

Chatomelas, G. Thoms., *l.c.*, p. 635 : Gehin, Cat., p. xii, 5.

Chrysoarabus, G. Thoms., *l.c.*, p. 692 : Gehin, Cat., p. xxv, 41.

Cratocephalus, Kirsch, Stettin. Ent., Zeit., 1859, p. 199 : Gehin, Cat., p. xvi, 13.

Ctenocarabus, G. Thoms., Op. Ent., 1875, 683 : Gehin, Cat., p. xxvi, 44.

Eucarabus, Gehin, 1876 ; Cat., p. xxi, 29.

Eupachys, Chaudoir, Stettin. Ent. Zeit., 1857, p. 80 : Gehin, Cat., p. xvi, 13.

Euryocarabus, Gehin, 1876 ; Cat., p. xxi, 33 : Kolbe, Ent. Nachr., xii, 1886 p. 273.

Eutelocarabus, Gehin, 1876 ; Cat., p. xix, 22.

Goniagnathus, Kraatz, Deutsche Ent. Zeits., 1883, p. 361 : Gehin, Cat., p. xvii, 14.

Gonicocarabus, Gehin, Cat., p. xvii, note, = preceding.

Hadroocarabus, G. Thoms., Op. Ent., 1875, p. 646 : Gehin, Cat., p. xvi, 13 : Ganglb., Deutsche Ent. Zeits., 1886, p. 228.

- Hemicarabus*, Gehin, 1876 ; Cat., p. xix, 24.
Hygrocarabus, G. Thoms., Op. Ent., 1875, p. 682 ; Gehin, Cat., p. xix, 25.
Insepackys, Solier, Mém. Acad. Turin, 1848, p. 10 ; *id.*, Truqui & Baudet's Stud. Ent., i, p. 58 ; Gehin, Cat., p. xxiv, 40.
Isohmocarabus, Kraatz, Deutsche Ent. Zeits., 1877, p. 78 ; Gehin, Cat., p. xiii, 8.
Lamprocarabus, G. Thoms., Opusc. Ent., 1875, p. 678, Gehin, Cat., p. 9.
Lamproctus, Motsch., Bull. Mosc., xxxviii (4), 1865, p. 297 ; Gehin, Cat., p. xiv, 8.
Leptocarabus, Gehin, Cat., p. xxiii, 86.
Limnocarabus, Gehin, 1876 ; Cat., p. xx, 25.
Lipaster, Motsch., Bull. Mosc., xxxviii (4), 1865, p. 296 ; Gehin, Cat., p. xiv, 9.
Macrogenus, Motsch., *l.c.*, xix (2), 1846, p. 346 ; Gehin, Cat., p. xii, 4.
Macrothorax, pt. G. Thoms., Opusc. Ent., 1875, p. 691 ; Gehin, Cat., p. xxii, 35.
Megodontus, Solier, Mém. Acad. Turin, 1848, p. 10, Gehin, Cat., p. xiv, 9.
Melanocarabus, G. Thoms., *l.c. supra*, p. 674 ; Gehin, Cat., p. 6.
Mesocarabus, G. Thoms., *l.c.*, p. 678 ; Gehin, Cat., p. xvii, 14.
Mimocarabus, Gehin, 1876 ; Cat., p. xxviii, 53.
Morphocarabus, Gehin, *l.c.*, p. xviii, 16.
Neoplectes, Reitter, Wien Ent. Zeit., 1885, p. 27 ; *ib.*, vi, p. 104 ; Gehin, Cat., 36.
 { *Oreocarabus*, Gehin, 1876 ; Cat., p. xxvi, 44.
 { *Oreinoocarabus*, Kraatz, Deutsche Ent. Zeit., 1877 ; *ib.*, xxxi, p. 362 ; Ent. Nach., xiii.
Paohyranion, Solier, Mém. Acad. Turin, 1848, p. 10.
Paohyranion (Solier), Gehin, Cat. p. xv, 12.
Paohystus, Motsch., Bull. Mosc., xxxviii (4), 1865, p. 295 ; Gehin, Cat., p. xii, 5.
Pagocarabus, Morawitz, Mém. Acad. St. Petersburg, xxxiv (9), 1886, p. 45.
Pantophyrus, Thiamé, Berl. Ent. Zeits., 1881, p. 98 ; Gehin, Cat., p. xvii, t. 9, p. 14.
Paraplesius, Morawitz, Mém. Acad. St. Petersburg, xxxiv (9), 1886, p. 51.
Platyrus, Kolenati, Mel. Ent., i, 1845, p. 24 ; Gehin, Cat., p. xxiv, 39.
Plectes, Fischer, Ent. Imp. Russ., i, 1817, p. 19 ; ii, 1824, p. 53 ; Gehin, Cat. p. xxiii, 36 ; Reitter, Wien. Ent. Zeit., 1887, p. 104.
Procorus, Dejean, Spec., ii, 1826, p. 22 ; Lacord., Gen. Col., i, p. 52 ; Gehin, Cat., p. xi, 1.
Procrustes, Bonelli, Mém. Acad. Turin, 1809, p. 39 ; Lacord., Gen. Col., i, p. 58 ; Gehin, Cat., p. xi, 2.
Procrusticus, White, Ann. Mag. N. H. 1845, p. 111 ; Gehin, Cat., p. xii, 5 ; Ganglb., Deutsche Ent. Zeits., 1887, p. 146.
Pseudotribax, Kraatz, Deutsche Ent. Zeits., 1884, p. 217 ; Gehin, Cat., p. xiv, 9.
Rhabdotocarabus, Seidlitz, Fauna Baltica (*ed.* 2), 1887, p. 6.
Sphodristus, Motsch., Bull. Mosc., xxxviii (4), 1865, p. 295 ; Gehin, Cat., p. xi, 4 ; Kraatz, Deutsche Ent. Zeits., xxxi, p. 146.
Sphodristocarabus, Gehin, 1876 ; Cat., p. xx, 27 ; Ganglb., Deutsche Ent. Zeits., xxxi, 1887, p. 129.

- Trachycarabus*, Gehin, 1876, Cat. p. xxvii, 44.
- Tribas*, Fischer, Bull. Mosc., v, p. 483 : G. Thoms., Op. Ent., 1875, p. 670 : Gehin, Cat., p. 8 : Ganglbauer, Deutsche Ent. Zeits., xxx, 1886, p. 305 : Reitter, Wien Ent. Zeits., 1887, p. 186.
- Albrechtii (*Morphocarabus*), Morawitz, Bull. Acad. St. Petersburg., v, 1862, p. 237 : Bates, Trans. Ent. S. Lond., 1873, p. 233 : Gehin, Cat., p. 17.
fiduciarius, G. Thoms., Op. Ent., 1875, p. 728 (nec J. Thoms.).
- var. *corvinus*, Motsch., Bull. Mosc., xxxviii (4), 1865, p. 283.
 ,, *Lewisii*, Bates, Trans. Ent. S. Lond., 1883, p. 229.
 ,, *Maiyasanus*, Bates, l. c., 1873, p. 232 ; *id.* 1883, p. 230.
 ,, *multistriatus*, Motsch., Bull. Mosc., xxxviii (4), 1865, p. 283.
 ,, ? *striatus*, Chaudoir, *q. v.*
 Hab. Japan, Canton.
- caschmirensis* (*Megodontus*), Kollar, in Hügel's Kaschm., iv (2), 1844, p. 499, t. 23, f. 4 : Gehin, Cat., p. 10.
 var. *lithariophorus*, Tatum, Ann. Mag. N. H., xx, 1847, p. 14.
 Hab. Himalaya, Kashmir [*Ind. Mus.*, Murree].
- coriaceipennis* (*Trachycarabus*), Chaudoir, Rev. Mag. Zool., (2 s.) xv, 1863, p. 114 : Gehin, Cat., p. 63.
 Hab. China.
- Davidis (*Morphocarabus*), Deyrolle and Fairm., Ann. Soc. Ent. Fr., (6 s.) viii, 1878, p. 87, t. 3, f. 4 : Gehin, Cat., p. 16.
 Hab. Middle China.
- Delevayii, Fairmaire, Le Nat., viii, 1886, p. 223 : Ann. Fr., l. c., (6 s.) vi, 1886, p. 308.
 Hab., Yunnan.
- Fesø, R. Gestro, Ann. Mus. Civ. Gen., (2 s.) vi, 1888, p. 106.
 Hab., Burma, Bhamo, Kachin-Kauri.
- aductarius* (*Morphocarabus*), J. Thomson, Ann. Soc. Ent. Fr., (3 s.) iv, 1856, p. 338, t. 9, f. 3. : Gehin, Cat., p. 16.
 Hab., China [*Ind. Mus.* China].
- Hienfoungii (*Encarabus*), J. Thomson, Arch. Ent., i, 1857, p. 166 : Gehin, Cat., p. 29.
 Hab. China [*Ind. Mus.* China].
- indicus Fairmaire, Ann. Soc. Ent. Fr., (6 s.) ix, 1889, p.
 Hab. Sikkim [*Ind. Mus.* Darjiling].
- insulicola (*Morphocarabus*), Chaudoir, Rev. Mag. Zool., (2 s.) xxi, 1869, p. 26 : Bates, Trans. Ent. S. Lond., 1873, p. 232 ; *ib.*, 1876, p. 2 : Gehin, Cat., p. 17.
Kaempferii, G. Thomson, Opusc. Ent., 1875, p. 729.
 Hab. Japan, Canton (*Putzeys*).
- prodigus (*Morphocarabus*), Frichson, Nova Acta Leop. Car. Nat. Cur., xvi, Suppl., 1834, p. 221, t. 37, f. 1 : (*Apotomopterus*) Hope, Col. Man., ii, p. 47 : Gehin, Cat., p. 16.
 Hab. China [*Ind. Mus.* China].
- Stollckanus (*Morphocarabus*), Bates, Proc. Zool. S. Lond., 1878, p. 713 : Gehin, Cat., p. 17, 77.
 Hab. India, Murree [*Ind. Mus.*, type].

- striatus* (*Morphocarabus*), Chandoir, Rev. Mag. Zool., (2 s.) xxi, 1869, p. 25.
? = *Albrechtii*, Morawitz, *g. v.*
Hab. China.
- Tienteli* (*Morphocarabus*), J. Thomson, Arch. Ent., i, 1857, p. 165 : Gehin, Cat., p. 16.
Hab. China.
- viridifossulatus*, Fairmaire, Ann. Soc. Ent. Belg., xxxi, 1887, p. 91.
Hab. Tibet, Moupin.
- Wagae* (*Sphodristocarabus*), Fairmaire, Ann. Soc. Ent. Fr., (6 s.) ii, 1882, p. 65 : Gehin, Cat., p. 28.
Hab. N. India.
- Walliehii* (*Oreocarabus*), Hope, Gray's Zool. Misc., 1831, p. 21 : Gehin, Cat., p. 46.
Boysii, Tatum, Ann. Mag. N. H., viii, 851, p. 51.
Hab. Nepal.
- yunnanus*, Fairmaire, Le Nat., viii, 1886, p. 223 : Ann. Soc. Ent. Fr., (6 s.) vi, 1886, p. 309.
Hab. Yunnan.

Genus **COPTOLABRUS.**

- Solier, Truqui and Baudet's Stud. Ent., i, 1848, p. 58 : Mun. Cat., p. 77 : Gehin, Cat., p. xxii, 35.
Macrothorax, pt., G. Thoms., Opusc. Ent., 1875, p. 691.
- Elysi*, J. Thomson, Ann. Soc. Ent. Fr., (3 s.) iv, 1856, p. 337, t. 9, f. 2 : Gehin, Cat., p. 35.
Hab. E. China.
- gemmifer*, Fairmaire, Bull. Soc. Ent. Fr., (6 s.) vii, 1887, p. xxvii ; Ann. Soc. Ent. Belg., xxxi, 1887, p. 91.
Hab. Yunnan.
- Lafossel*, Feisthamel, Ann. Soc. Ent. Fr., 1845, p. 103, t. 2, f. 2 : Gehin, Cat., p. 35.
var. *coelestis*, Steuart, Ann. Soc. Ent. Fr., (3 s.) iii, 1855, p. 75, t. 7, 1 : Kraatz, Deutsche Ent. Zeits., xxx, 1886, plate, f. 8, ♀.
Hab. N. China, Shanghai, Canton (*Putzoys*) [*Ind. Mus.*, China].
- pustulifer*, (*Carabus*), Lucas, Bull. Soc. Ent. Fr., (4 s.) ix, 1869, p. x ; *ib.*, (5 s.), ii, 1872, p. 293, t. 14, f. 12, ♂ : Gehin, Cat., p. 35, t. 10.
Hab. N. Tibet, Moupin.
- taliensis*, Fairmaire, Le Nat., viii, 1886, p. 223 : Ann. Soc. Ent. Fr., (6 s.) vi, 1886, p. 308.
Hab. Yunnan.

Genus **DAMASTER.**

- Kollar, Ann. Wien Mus., i, 1836, p. 333 : Lacord., Gen. Col., i, p. 61 : Mun. Cat., p. 77 : Lewis, Ent. Mon. Mag., xvii, 1880, p. 159 : Gehin, Cat. Carab., p. 36 : Horn, Gen. Carab., p. 108.
- blaptoides*, Kollar, Ann. Mus. Wien, i, 1836, p. 384, t. 31, f. 1 : Lacord., Gen. Col. Atlas, t. 2, f. 2 : Lewis, Ent. Mon. Mag., xvii, 1880, p. 159 : Gehin, Cat. Carab., p. 36, t. 10 : Morawitz, Mém. Acad. St. Petersb., 1886, p. 18.

- cyanostola*, Lewis, Trans. Ent. S. Lond., 1882, p. 524.
Fortunei, G. Thomson, Opusc. Ent., 1875, p. 657.
viridipennis, Lewis, Ent. Mon. Mag., xvii, 1880, p. 159.
 var. { *Fortunei*, Adams, Ann. Mag. N. H., (3 a) viii, 1861, p. 59 : Bates
 Trans. Ent. S. Lond., 1873, p. 230 : Lewis, *ib.*, 1882, p. 524.
oxuroides, Schaum, Ann. Soc. Ent. Fr., (4 s.) ii, 1862, p. 68, t. 2, f. 1.
 „ *Lewisii*, Rye, Ent. Mon. Mag., 1872, p. 131.
 „ *pandurus*, Bates, Trans. Ent. S. Lond., 1873, p. 230 ; *id.*, *l.c.*, 1883, p.
 231 : Kolbe, Ent. Nach., xiii, 1887, p. 340.
 Hab. Japan, Formosa [*Ind. Mus.*, ? loc.].

Genus CALOSOMA.

- Weber, Obs. Ent., i, 1801, p. 20 : Latr., Hist. Nat. Crust. Ins., iii, 1802, p. 91 : Lacord.,
 Gen. Col., i, p. 58 : Mun. Cat., p. 78 : Gehin, Cat. Carab., 1885, p. xxix, 56.
Aulacopteron, Gehin, Cat., p. xxxiv, 67.
Blaptosoma, Gehin, 1876 ; Cat., p. xxxiii, 65.
Calamata, Motsch., Bull. Mosc., xxxviii (4), 1865, p. 307 ; Gehin, Cat., p. 59.
Callipara, Motsch., *l. c.*, p. 308 : Gehin, Cat., p. 57.
Calliophæna, Motsch., Et. Ent., 1859, p. 127 : Gehin, Cat., p. 68.
Callisthones, Fischer, Lettre à Pander, 1821, p. 10 : Gehin, Cat., p. xxxv,
 68.
Callistrata, Motsch., Bull. Mosc., *l. c. supra.*, p. 306 : Gehin, Cat., p. 62.
Callistriga, Motsch., *l.c.*, p. 307 : Gehin, Cat., p. xix, 58.
Callitropa, Motsch., *l. c. supra.*, p. 300 : Gehin, Cat., p. xxxii, 63.
Calodropa, Motsch., *l. c.*, p. 310 : Gehin, Cat., p. 56.
Calopachys, Haury, Le Nat., 1880, p. 164 : Gehin, Cat., p. xxxiv, 67.
Comedula, Motsch., *l. c. supra.*, p. 304 : Gehin, Cat., p. xxx, 59.
Caminara, Motsch., *l. c.*, p. 303 : Gehin, Cat., p. xxx, 59.
Campalita, Motsch., *l. c.*, p. 304 : Gehin, Cat., p. xxxii, 62.
Carubosoma, Gehin, 1875 ; Cat., p. xxxii, 63.
Cathophilus, G. Thoms., Opusc. Ent., 1875, p. 628 : Gehin, Cat., p. xxxv, 70.
Castrida, Motsch., Bull. Mosc., *l. c. supra.*, p. 300 : Gehin, Cat., p. 58.
Charnosta, Motsch., *l. c.*, p. 301 : Gehin, Cat., p. xxxi, 61.
Chrysostigma, Kirby, Faun. Bor. Amer., iv, 1837, p. 18 : Gehin, Cat., p.
 xxxiv, 67.
Cosmoplata, Motsch., Bull. Mosc., *l. c. supra.*, p. 305 : Gehin, Cat., p. 61.
Ctenosta, Motsch., *l. c.*, p. 306 : Gehin, Cat., p. xxxii, 59.
Cychocephalus, Gehin, 1876 ; Cat., p. 70.
Entelodontum, Gehin, Bull. Soc. Ent. Fr., 1882, p. cxxxii ; Cat., p. xxxiii,
 66.
chinense (*Charnosta*), Kirby, Trans. Linn. S. Lond., xii, 1818, p. 379 : Gehin, Cat.,
 p. 61.
 var. *acneum*, Motsch., Bull. Mosc., xxxii (4), 1859, p. 481.
 Hab. China, Canton, Japan, India, Ceylon [*Ind. Mus.*, Sahibganj, Calcutta].
himalayanum, B. Gestro, Ann. Mus. Civ. Gen., vii, 1875, p. 351 : Gehin, Cat., p. 57.
 Hab. N. W. Himálaya, Ladák.

- indicum* (*Ctenosta*), Hope, Gray's Zool. Misc., 1831, p. 21 : Gehin, Cat., p. 61.
Hab. Nepal.
- investigator*, Illiger, Käfer Preuss., i, 1798, p. 142 : Schaum, Naturg. Ins., i (i), p., 114 : (*Charmosta*) Motsch., Bull. Mosc., xxxviii (4), 1865, p. 301 · Gehin, Cat., p. 61.
sericeum, Sturm, Ins. Deutschl., iii, 1815, p. 130, t. 66, f. a : Dejean, Spec. ii, p. 206 ; Ic., ii, t. 71, f. 2.
- var. *caspium*, Fischer, Ent. Imp. Russ., iii, 1826, p. 236, t. 8, f. 5, 6.
,, *dauricum*, Motsch., Ins. Sib., 1844, p. 119, t. 4, f. 9 ; Bull. Mosc., xxxviii (4), p. 303.
,, *leptophyllum*, Fischer, Ent. Imp. Russ., iii, 1826, p. 239, t. 8, f. 4.
,, *lugubre*, Motsch., Ins. Sib., 1844, p. 121.
,, *rugulosum* Motsch., Ins. Russ., 1846, note 2.
,, *russicum*, Fischer, Ent. Imp. Russ., iii, 1826, p. 238, t. 8, f. 2.
,, *sibiricum*, Motsch., Ins. Sib. 1844, p. 121 ; Bull. Mosc., xx (3), 1847, p. 226.
? *sericeum*, Gebler, Ledeb. Reise, iii, 1830, p. 58 (nec Fabr.).
Hab. Prussia, S. Russia, Siberia [*Ind Mus.*, Kashmir, Srinagar].
- lugens* (*Charmosta*), Chaudoir, Ann. Soc. Ent. Fr., (4s.) ix, 1869, p. 372 : Gehin, Cat., p. 61.
var. *Davidis*, Gehin, Cat. Carab., 1885, p. 61.
Hab. N. China, Fuchau.
- nigrum* (*Charmosta*), Parry, Trans. Ent. S. Lond., iv, 1845, p. 85 : Gehin, Cat., p. 62.
var. *scabripennis*, Chaudoir, Ann. Soc. Ent. Fr., (4s.) ix, 1869, p. 371.
Hab. Assam, N. India.
- orientale* (*Ctenosta*), Hope, Trans. Zool. S. Lond., i, 1833, p. 92 : ? Chaudoir, Ann. Soc. Ent. Fr., (4s.) ix, 1869, p. 368 : Gehin, Cat., p. 61.
Hab. India, Poona [*Ind Mus.*; Sind Valley, Kogyar].
- parallelum* (*Campanita*), Motsch., Ins. Sib., 1844, p. 123, t. 4, f. 4 : Gehin, Cat., p. 63.
Hab. Kirgisia, India [*Ind Mus.*, Kashmir, Srinagar].
- squamigerum* (*Ctenosta*), Chaudoir, Ann. Soc. Ent. Fr., (4s.) ix, 1869, p. 369 : Gehin, Cat., p. 60.
Hab. Bengal, Coimbatore (Madras).
- tibetanum* Fairmaire, Ann. Soc. Ent. Belg., xxxi, 1887, p. 92.
Hab. Moupin, N. Tibet.
- HILETINI** :—
Lacordaire, Gen. Col., i, 1854, p. 47 : Chaudoir, Bull. Mosc., xxxiv (i), 1861, p. 506 : Horn, Gen. Carab., p. 110.

Genus **HILETUS**.

- Schiodte, Kröyer's Tidskr., (3 s.) ii, 1847, p. 346 : Lacord., Gen. Col., i, p. 48 : Mun. Cat., p. 46.
Camarguathus, Bocandé, Mag. Zool., 1845, p. 4, t. 163-4 ; Rev. Mag. Zool., (2 s.) i, 1849, p. 460.

sumatrensis, Oberthür, *Notes Leyden Mus.*, v, 1883, p. 215.

Hab. E. Sumatra, Serdang.

ELAPHRINI :—

Lacord., *Gen. Col.*, i, 1854, p. 43 : Chand., *Bull. Mosc.*, xxxiv (1), 1861, p. 524 :

Horn, *Gen. Carab.*, p. 110 : Leconte & Horn, *Class. Col.*, p. 10.

Genus ELAPHRUS.

Fabricius, *Syst. Ent.*, 1775, p. 227 ; *Syst., Eleuth.*, i, 1801, p. 245 : *Latr. Hist. Nat.*

Ins., iii, 1802, p. 82 : Lacord., *Gen. Col.*, i, p. 44 : *Mun. Cat.*, p. 44.

Davidis, *Fairmaire, Ann. Soc. Ent. Belg.*, xxxi, 1887, p. 89.

Hab. Yunnan.

NEBRINI :—

Chaudoir, *Bull. Mosc.*, xxxiv (1), 1861, p. 504 : Horn, *Gen. Carab.*, p. 112 : Leconte

& Horn, *Class. Col.*, p. 12.

Genus OPISTHIUS.

Kirby, *Faun. Bor. Amer.*, iv, 1837, p. 60 : Lacordaire, *Gen. Col.*, i, p. 45 : Chaudoir,

Bull. Mosc., xxxiv (1), 1861, p. 505 ; *Mun. Cat.*, p. 47.

indicus, Chaudoir, *Ann. Soc., Ent., Fr.* (4 s) iii, 1863, p. 449.

Hab. N. India.

Genus NOTIOPHILUS.

Dumeril, *Zool. Analyt.*, 1806, p. 194 : Lacord., *Gen. Col.*, i, p. 43 : *Mun. Cat.*, p. 43 :

Bates, *Biol. Centr. Amer., Col.*, i (1), p. 19.

acuticollis, Putzeys, *Mém. Liège*, 1866, p. 164.

Hab. N. China, ? Shanghai.

orientalis, Chaudoir, *Bull. Mosc.*, xxiii (2), 1850, p. 428.

Hab. India, Simla.

Genus LEISTUS.

Frölich, *Naturf.*, xxviii, 1794, p. 9 : Clairv., *Ent. Helv.*, ii, p. 146, t. 23 : Lacord.,

Gen. Col., i, p. 52 : *Mun. Cat.*, p. 54.

Pogonophorus, Latreille, *Hist. Nat. Ins.*, iii, 1802, p. 88 ; *Gen. Crust.*, i, p. 228.

angulicollis, Fairmaire, *Le Nat.*, 1886, p. 223 ; *id.*, *Ann. Soc. Ent. Fr.*, (6s) vi, 1886, p. 307.

Hab. Yunnan.

Genus NEBRIA.

Latreille, *Hist. Crust. & Ins.*, iii, 1802, p. 89 : Clairv., *Ent. Helv.*, ii, 1806, p. 140 :

t. 22 : Lacord., *Gen. Col.*, i, p. 50 : *Mun. Cat.*, p. 47.

Alpæus, Bonelli, *Mém. Acad. Turin*, 1809, p. 68.

Helobia (Leach), Stephens, *Ill. Brit. Ent.*, iii, 1827, t. 108.

Chaslii, Fairmaire, *Le Nat.*, viii, 1886, p. 223 : *Ann. Soc. Ent. Fr.*, (6 s.) vi, 1886, p. 306.

Hab. China, Kiangsi.

chinensis, Bates, Ent. Mon. Mag., ix, 1872, p. 52; Trans. Ent. S. Lond., 1873, p. 236; Fairm. Ann. Fr., l. c. *supra*, p. 306.

Hab. Yangtse Valley in China, Japan.

Deagodinasi, Oberthür, Nov. Col., i, 1883, p. 47.

Hab. Darjiling.

lividipes, Fairmaire, Le Nat., viii, 1886, p. 223; Ann. Fr. l. c. *supra*, p. 306.

Hab. China, Kiangsai.

pulcherrima, Bates, Trans. Ent. S. Lond., 1873, p. 236; Fairmaire, Ann. Soc. Ent. Belg., xxxi, 1887, p. 90.

Hab. Yangtse Valley, Japan, Kiangsai.

xanthacra, Chaudoir, Bull. Mosc., xxiii (2), 1850, p. 423.

Hab. India, Simla.

ENOCLADINI:—

Horn, Gen. Carab., p. 118.

Genus LUPEROA.

Lap. de Casteln., Hist. Nat. Ins. Col., i, 1840, p. 63; Lacord., Gen. Col., i, p. 163; Mun. Cat., p. 162.

Holoscelis, Chaudoir, Bull. Mosc., xxiii (1), 1850, p. 438; *id.*, 50 (1), 1876, p. 71.

laevigata, (*Carabus*), Fabr., Spec. Ins., i, 1781, p. 304; Ent. Syst., i, p. 143; Syst. Eleuth., i, p. 124; Oliv., Ent., iii 36, p. 7, t. 2, f. 18; Herbst., Natursyst. Ins., Käfer, x, p. 266, t. 175, f. 6; Lacordaire, Gen. Col., Atlas, t. 6, f. 1: (*Enoclaenus*) Dejean, Spec., v, p. 474; Chaudoir, Bull. Mosc., 50 (1), 1876, p. 74; Dohrn, Stettin. Ent. Zeit., 1881, p. 309.

herouliana, Lap. de Casteln., Et. Ent., i, 1834, p. 161.

Hab. India, Bengal [*Ind. Mus.*, Ceylon.]

SCARITINI:—

Chaudoir, *Monograph*, Ann. Soc. Ent. Belg., xxii, 1879, p. 124; xxiii, 1880, p. 5; Horn, Gen. Carab., p. 119; Leconte & Horn, Class. Col., p. 16.

Dr. Horn divides the tribe, so far as he deals with it, into two sections which he names *Scarites* (*Pasimachus* and *Scarites*), and *Clivinae* (*Dyschirius*, *Clivina*, *Ardistomis*). Others make four sections, of which the genera occurring in the Oriental Region are:—

Pasimachina:—*Mouhotia*.

scaritina:—*Oxylobus*, *Haplogaster*, *Scaritoderus*, *Coptolobus*, *Distichus*, *Scarites*.

scapterina:—*Scapterus*, *Thlibops*, *Systemognathus*, *Oxygnathus*, *Dacoe*.

clivina:—*Dyschirius*, *Clivina*, *Coryza*, *Ancus*, *Ardistomis*, (*Putzeys*, Rév. Gen., Ann. Soc. Ent. Belg., x, 1866, p. 1),

Genus MOUHOTIA.

Lap. de Casteln., Rev. Mag. Zool., xiv, 1862, p. 305; Mun. Cat., p. 160.

convexa, Lewis, Ent. Mon. Mag., xix, 1883, p. 193; Waterhouse, Aid, t. 129, f. 1
Hab. Laos.

- gloriosa*, Lap. de Casteln., Rev. Mag. Zool., 1862, p. 306; Lucas, Bull. Soc. Ent. Fr., (5 s) vii, p. clxxiii.
Midas, Schaum, Proc. Ent. S. Lond., 1862, p. 94.
 Hab. Laos.

Genus **OXYLOBUS**.

- Chaudoir, Bull. Mosc., xxviii (i), 1855, p. 5; *id.*, *Monograph*, Ann. Soc. Ent. Belg., xxii, 1879, p. 129; Mun. Cat., p. 181.
alveolatus, Chaudoir, *Mon. l. c.*, p. 134.
 Hab. India.
asperulus, Chaudoir, Bull. Mosc., xxx (3), 1857, p. 58; *Mon.*, p. 133.
 Hab. Ceylon.
costatus, Chaudoir, *Mon.*, p. 134.
 Hab. Malabar, Colombo (*Bates*).
designans (*Scarites*), Walker, Ann. Mag. N. H., (3 s) ii, 1858, p. 203; *Bates, l. c.*, (5 s) xvii, p. 210.
 ? = *sculptilis*, Westwood, *g. v.*
 Hab. Ceylon.
foveiger, Chaudoir, *Mon.*, p. 133.
 Hab. India.
lateralis (*Scarites*), Dejean, Spec., i, 1825, p. 400; Chand., Bull. Mosc., xxviii (i), 1855, p. 8; *id.*, *Mon.*, p. 181.
 Hab. India, Coromandel.
punctatosulcatus, Chaudoir, Bull. Mosc., xxviii (i), 1855, p. 6; *Mon.*, p. 131.
 Hab. Nepal.
quadrifolius, Chaudoir, Bull. Mosc., *l. c.*, p. 7; *Mon.*, p. 130.
 Hab. India, Nilgiris, Colombo (*Bates*).
sculptilis, Westwood, Arc. Ent., i, 1843, p. 88, t. 23, f. 1; Chaudoir, *Mon.*, p. 133.
 Hab. India, Coromandel [*Ind. Mus.*, Utakamand.].

Genus **HAPLOGASTER**.

- Chaudoir, *Monograph*, Ann. Soc. Ent. Belg., xxii, 1879, p. 149.
humeralis, Putzeys, Chaudoir, *Mon., l. c.*, p. 151.
 Hab. Madras.
ovatus, Chaudoir, *Mon., l. c.*, p. 150.
 Hab. N. India.

Genus **SCARITODERUS**.

- Fairmaire, Bull. Soc. Ent. Fr., (6 s) iii, 1883, p. lv, note.
Anomoderus, Chaudoir, Ann. Soc. Ent. Belg., xxii, 1879, p. 156 (*nom. praec.*).
Anomophaenus, Fauvel, Rev. d'Ent., i, 1882, p. 229 (*nom. praec.*).
Loyolæ, Fairmaire, *l. c. supra*, p. lv.
 Hab. India, Bannad.

Genus **COPTOLOBUS.**

Chaudoir, Bull. Mosc., xxx (3), 1857, p. 59; *id.*, *Monograph*, Ann. Soc. Ent. Belg., xxii, 1879, p. 159: Mun. Cat., p. 182.

Anodon, Chaudoir, *Mon.*, *l. c.*, p. 160.
Hab. Ceylon.

glabriculus, Chaudoir, Bull. Mosc., xxx (3), 1857, p. 60; *Mon.*, *l. c.*, p. 162: Mun. Cat., p. 182.

? *obliterans* (*Scarites*), Walker, Ann. Mag. N. H., (3 s.) ii, 1858, p. 203.

? *subsignans* (*Scarites*), Walker, *l. c.*, p. 203.

Hab. Ceylon, Nuwara Eliya, Horton Plains (*Bates*), Canton (*Putzeys*).

Omodon, Chaudoir, *Mon.*, *l. c.* p. 161.

Hab. Ceylon, Colombo (*Bates*).

taprobanae, Chaudoir, *Mon.*, *l. c.*, p. 161.

Hab. Ceylon, Colombo, (*Bates*).

Genus **DISTICHUS.**

Motschulsky, Et. Ent., 1857, p. 96: Chaudoir, *Monograph*, Ann. Soc. Ent. Belg., xiii, 1880, p. 44: *Bates*, Biol. Centr. Amer., Col., i (i), p. 30.

Scarites, pt., Bonelli, *Dejean auct.*

Taeniolebus, pt., Chaudoir, *olim.*

dicaelus, Chaudoir, *Mon.*, Ann. Soc. Ent. Belg., xxiii, 1880, p. 52.

Hab. Singapur.

lucidulus, Chaudoir, *Mon.*, *l. c.*, 57.

Hab. Dekhañ, Rangoon, Siam.

modestus, Chaudoir, *Mon.* *l. c.*, p. 57.

Hab. India.

picicornis (*Scarites*), Dejean, Spec., v, 1831, p. 493: Chaudoir, *Mon.*, *l. c.*, p. 56.

troglodytes, Erichson, Wieg. Arch., 1843, p. 214.

? var. *minor*, Nietner, Journ. As. Soc. Beng., xxv, 1856, p. 389: Ann. Mag. N. H., (2 s.) xix, 1857, p. 244.

Hab. Ceylon, Colombo, Dekhan, W. Africa, Zanzibar.

planus (*Scarites*), Bonelli, Mém. Acad. Turin., 1813, p. 470: Dejean, Spec., i, p. 395;

id., Ic. Col. Eur., i, t. 21, f. 8: Klug, Symb. Phys., Dec. iii, t. 23, f. 5: Chaudoir *Mon.*, *l. c. supra*, p. 53.

? *bisquadripunctatus* Klug, Peters Reise Mossamb., v, 1862, p. 158.

punctatostriatus, Redtenb., Russegger Reise., p. 979.

sewpunctatus, Ménétrics, Cat. Rais., i, 1832, p. 103.

var *nitidus*, Dejean, Spec. v. 1831, p. 484.

Hab. Mediterranean and Caspian regions, N. India.

puncticoelis, Chaudoir, Bull. Mosc., xxvii (i), 1855, p. 47; *Mon.*, *l. c. supra*, p. 55

Hab. N. India.

striaticeps, Chaudoir, *Mon.*, *l. c.*, p. 52.

Hab. India.

Genus **SCARITES.**

- Fabricius, Ent. Syst. i, 1792, p. 94; Syst. Eleuth., i, p. 123 (*Attalabus*, DeGeer, *neo* Linn.): Lacord., Gen. Col., i, p. 194; Schmidt Goebel, Faun. Col. Birm., p. 93; Mun. Cat. p. 184; Chaudoir, Bull. Mosc., xxvii (i), 1854, p. 5; *id.*, *Monograph*, Ann. Soc. Ent. Belg., xxiii, 1880, p. 63; Motschulsky, Et. Ent., 1857, p. 93.
Broscomorphus, Motsch., Et. Ent., 1857, p. 96; Chaud., *Mon.*, p. 66.
Glyptomorphus, Motsch., *l. c.*, p. 95.
Harpalites, Motsch., *l. c.*, p. 95; Chaud., *Mon.*, p. 67.
Paraloleomorphus, Motsch., *l. c.*, p. 96; K&f. Russl., 1650, t. v; Chaud., *Mon.* p. 65.
Paramcomorphus, Motsch., Et. Ent., 1857, p. 96; Chaud., *Mon.* p. 65.
Scallophorites, Motsch., *l. c.*, p. 95; Chaud., *Mon.*, p. 67.
Stigmapterus, Motsch., *l. c.*, p. 95.
Taeniolobus, pt, Chaudoir, *olim*: Mun. Cat., p. 183.
- acutidens*, Chaudoir, Bull. Mosc., xxvii (i), 1855, p. 98; *id.*, *Mon.*, p. 83.
 Hab. E. coast China, Chusan.
- barbarus*, Dejean, Spec., i, 1825, p. 388; Chaud., *Mon.*, p. 96.
 Hab. India, Dekhan.
- bengalensis*, Dejean, Spec., ii, 1826, p. 468; Chaud., Bull. Mosc., xxvii (i), 1855, p. 79; *id.*, *Mon.* p. 89.
 Hab. N. India, Bengal.
- Boysii*, Chaudoir, Bull. Mosc., xxvii (i), 1855, p. 57; *Mon.*, p. 107.
 Hab. N. India.
- capito*, Chaudoir, Bull. Mosc., xxvii (i), 1855, p. 92, 108; *Mon.*, p. 95.
 ? = *Seleno*, Schmidt Goebel, Faun. Col. Birm., 1846, p. 94 [descr. incomp.].
 Hab. Burma, Rangoon, N. India.
- ceylonicus*, Chaudoir, *Mon.*, p. 85.
 Hab. Ceylon, Galle, Colombo (Bates).
- cycloderus*, Chaudoir, *Mon.*, p. 112.
 Hab. India.
- denticulatus*, Chaudoir, *Mon.*, p. 98.
 Hab. Cochinchina.
- dyschromus*, Chaudoir, Bull. Mosc., xxvii (i), 1855, p. 78; *id.*, *Mon.*, p. 82.
 Hab. N. India.
- estriatus*, Fairmaire, Ann. Soc. Ent. Belg., 1887, p. 93.
 Hab. China, Fukien.
- Geryon*, Hope, Gray's Zool. Misc., 1831, p. 21; ? MacLeay, Trans. Ent. Soc. N. S. Wales, i, 1863, p. 68 (Australia).
 Hab. Nepal.
- inconspicuus*, Chaudoir, Bull. Mosc., *l. c. supra*, p. 82; *Mon.* p. 97.
 Hab. N. India [*Ind. Mus.*, Jhelam Valley].
- indus*, Olivier, Ent., iii, 36, 1795, p. 9, t. 1, f. 2 a-b; Dejean, Spec., i, p. 395; MacLeay, Annul. Javan., p. 35; Chaud., *Mon.*, p. 102.
 Hab. India, Ceylon, Colombo [*Ind. Mus.*, Bengal, Tinpahar, Sahibganj?].
- liopterus*, Chaudoir, *Mon.*, p. 87.
 Hab. N. India.

- longiusculus*, Chaudoir, *Mon.*, p. 86.
Hab. Philippines.
- manans*, Bonelli, Mém. Acad. Turin, 1813, p. 478 : Dejean, Spec., i, p. 304 ; Chaudoir, *Mon.*, p. 102.
Hab. India, Java, Philippines.
- opacus*, Chaudoir, Bull. Mosc., xxvii (i), 1855, p. 88 ; *id.*, *Mon.*, p. 103.
? = *parvus*, Wiedemann, Zool. Mag., ii (i), 1823, p. 37.
Hab. N. India, Bengal.
- orthomus*, Chaudoir, Bull. Mosc., xxvii (i), 1855, p. 55 ; *id.*, *Mon.*, p. 88.
Hab. Himálaya.
- paciflous*, Bates, Trans. Ent. S. Lond., 1873, p. 238 : Chaud., *Mon.*, p. 101.
Hab. Formosa, Japan.
- parallelus*, Dejean, Spec., i, 1825, p. 332 : Chaudoir, *Mon.*, p. 86.
Hab. Java.
- praedator*, Chaudoir, *Mon.*, p. 97.
Hab. Burma, Rangoon.
- punctum*, Wiedemann, Zool. Mag., ii (t), 1823, p. 38 : Chaudoir, *Mon.*, p. 127.
Hab. Bengal.
- semicircularis*, MacLeay, Annul. Javan., 1825, p. 24 : Chaudoir, *Mon.*, p. 127.
? = *punctum* Wiedemann, *q.v.*
Hab. Java.
- semirugosus*, Chaudoir, Bull. Mosc., xxvii (j), 1855, p. 90 ; *Mon.*, p. 82.
rugipennis, Chaudoir, Bull. Mosc., *l.c.*, p. 82.
Hab. Bengal, Bangkok, Philippines.
- similis*, Chaudoir, *Mon.*, p. 83.
Hab. ? E. Asia.
- subnitens*, Chaudoir, Bull. Mosc., xxvii (i), 1855, p. 87 ; *Mon.*, p. 103.
Hab. N. India.
- subproductus*, Chaudoir, *Mon.*, p. 90.
Hab. Siam, Bangkok.
- sulcatus*, Oliv., Ent. iii, 86, 1795, p. 7. t. 1, f. 11 ; Dejean, Spec., i, p. 375 :
Chaud., *Mon.*, p. 80.
chinensis, Erichson, Nova Acta Leop. Carol. Nat., xvi, Supp. i, 1832, p. 220.
Hab. India, Macao, Formosa [*Ind. Mus.*, Sikkim, Assam ?].

Genus SCAPTERUS.

- Dejean, Spec., ii, 1826, p. 471 : Lacord., Gen. Col., i, p. 197 : Mun. Cat., p. 188.
Putzeys, Révision Clivinides, Ann. Soc. Ent. Belg., x, 1866, p. 7.
- aguloidea*, B. Gestro, Ann. Mus. Civ. Gen., xviii, 1882, p. 301, fig.
Hab. Burma.
- Guerinii*, Dejean, Spec., ii, 1826, p. 472 ; Icon. Col. Eur., i, t. 92, f. 3 : Guérin, Ic. Règne Anim., t. 5, f. 3 a : Gray, Griffith Anim. Kingd., Ins. ii, 1832, t. 8, f. 2.
Hab. India.

riparius, R. Gestro, Ann. Mus. Civ. Gen., xviii, 1882, p. 299, fig.
Hab. Burma, Minhla.

sulcatus, Putzeys, Mém. Roy. Soc. Liège, Postscr., 1863, p. 17 : ? Chaudoir, Rev. Mag. Zool. (2 s.), xv, 1863, p. 117.
Hab. N. E. India [*Ind. Mus.*, Sibságar, Assam].

Genus **THLIBOPS.**

Putzeys, Ann. Soc. Ent. Belg., x, 1866, p. 9 : Mun. Cat., p. 188.

crenata, Chaudoir, Rev. Zool. (2 s.), xv, 1862, p. 118.
Hab. Cochin China.

Dohrnii, Chaudoir, *l. c.*, p. 118.
Hab. Java.

puncticollis, R. Gestro, Ann. Mus. Civ. Gen., xviii, 1882, p. 302.
Hab. Burma.

Genus **OXYGNATHUS.**

Dejean, Spec., ii, 1826, p. 473 ; Icon. Col. Eur., i, t. 22. f. 5 : Lacord., Gen. Col., i, p. 198 : Mun. Cat., p. 190.

elongatus (*Scarites*), Wiedemann, Zool. Mag., ii (i), 1828, p. 38 : Dejean, Spec., ii, p. 475.
Hab. India.

Genus **DACCA.**

Putzeys, Mém. Liège, Postscr., 1862, p. 68 : Mun. Cat., p. 191.

forcipata, Putzeys, *l. c.*, p. 68, t. 1, f. 41.
Hab. India.

Genus **SPAROSTES.**

Putzeys, *Évision*, Ann. Soc. Ent. Belg., x, 1866, p. 27 : Mun. Cat., p. 192.

brevicollis, Putzeys, *l. c.*, p. 27.
Hab. N. China, ? Canton.

striatulus, Putzeys, *l. c.*, p. 29.
Hab. India, Siam.

Genus **DYSCHIRIUS.**

Bonelli, Mém. Acad. Turin., 1813, p. 483 : Lacord., Gen. Col., i, p. 202 : Mun. Cat., p. 193 : Putzeys, *Monograph* Mém. Liège, ii, sep. 1846, p. 4 ; *id.*, Révision générale, Ann. Soc. Ent. Belg., x, 1866, p. 32 ; Suppt., *ib.*, xi, 1868, p. 7 ; xvi, 1873, p. 10.

Acephorus, Leconte, Ann. Lyc. Nat. Hist., New York, v, 1851, p. 194.

Phreoryctes, Schmidt Goebel, Faun. Col. Birm., 1846, t. 3, f. 6.

{ *Reicheta*, Saulcy, Ann. Soc. Ent. Fr., (4 s) ii, 1862, p. 285 : Putzeys, *l. c.*, p. 39 : Mun. Cat., p. 193.

{ *Spolacodytes*, Müller, Wien. Ent. Monats., vii, 1863, p. 28.

binodosus, Putzeys, O. R. Ent. Belg., xxi, 1878, p. clxxiii.
Hab. Calcutta.

- daimiellus*, Bates, Trans. Ent. S. Lond., 1873, p. 241.
Hab. Yangtse Valley, Japan, Nagasaki.
- debilis*, Schmidt Goebel, Faun. Col. Birm., 1846, t. 3, f. 6 : Putzeys, *Rév.*, Ann. Soc. Ent. Belg., x, 1867, p. 97 ; *id.*, O. B. Ent. Belg., 1878, p. clxxiv.
interpunctatus, Putzeys, *Rév. l.c.*, p. 97.
pusillus (*Phreoryotes*), Schmidt Goebel : Putzeys, *Rév.*, p. 97. (*nov.* Dejean).
Hab. Burma, N. India.
- Doriae*, Putzeys, Ann. Soc. Ent. Belg., xvi, 1873, p. 14.
Hab. Borneo, Sarawak.
- fusus*, Putzeys, C. B. Soc. Ent. Belg., xxi, 1878, p. clxxii.
Hab. Calcutta.
- hispidulus*, Putzeys, *Rév.*, *l.c.*, p. 98.
Hab. Siam.
- impunctatus*, Putzeys, Ann. Soc. Ent. Belg., xi, 1868, p. 10.
? = *debilis*, Schmidt Goebel, *q. v.*
Hab. Siam, Bangkok.
- indicus*, Putzeys, *Rév.*, *l. c.*, p. 91.
Hab. N India.
- nitens*, Putzeys, C. B. Ent. Belg., xxi, 1878, p. clxxiii.
Hab. Calcutta.
- ordinatus*, Bates, Trans. Ent. S. Lond., 1873, p. 240.
Hab. Japan, Ceylon, Kandy.
- orientalis*, Putzeys, *Rév.*, p. 92 : Bates, Trans. Ent. S. Lond., 1873, p. 241.
Hab. Hongkong, Japan.
- ovicollis*, Putzeys, Ann. Soc. Ent. Belg., 1873, p. 14.
Hab. Shanghai.
- porosus*, Putzeys, C. B. Soc. Ent. Belg., xx, 1877, p. xl.
Hab. Burma.
- rugifer*, Putzeys, *l.c.*, C. B., 1878, p. clxxiii.
Hab. Calcutta.
- Schmidtii*, Putzeys, *l.c.* 1877, p. xli.
Hab. Calcutta.
- stenoderus*, Putzeys, Ann. Soc. Ent. Belg., xvi, 1873, p. 13.
Hab. Shanghai.
- verticalis*, Putzeys, *l.c.* C. B., 1878, p. clxxii.
Hab. Calcutta.

Genus OLIVINA.

- Latreille, Consid. génér., 1810, p. 156 : Lacord., Gen. Col., i, p. 204 : *Monograph*, Putzeys, Mém. Liège, ii, 1846 ; *Révision générale, id.*, Ann. Soc. Ent. Belg., x, 1866, p. 107 : Mun. Cat., p. 198 : Horn, Gen. Carab., p. 121 : Bates, Biol. Centr. Amer., Col., i (i), p. 32.

Eupalamus, Motsch., Bull. Mosc., xxxiv (i), 1861, p. 101.

- advena*, Putzeys, *Révision*, 1866, p. 123.
Hab. India.
- agona*, Putzeys, *Révision*, 1866, p. 131.
Hab. Siam.
- anopsa*, Putzeys, *Mém. Liège, Postscr.*, 1862, p. 50; *id.*, *Révision*, p. 124.
Hab. India, Decca.
- angularis*, Putzeys, *Révision*, 1866, p. 122.
Hab. India.
- assamensis*, Putzeys, *Mon.*, *Mém. Liège*, ii, 1846, p. 584, sep. p. 65; *id.*, *Postscr.*, p. 35; *Révision*, p. 108.
Hab. Assam.
- attenuata*, Herbst, *Natursyst. Ins., Käfer*, x, 1806, p. 264, t. 176, f. 7; Putzeys, *Révision*, p. 110.
melanaria, Putzeys, *Mon.*, 1846, p. 586, sep., p. 68.
picipes, Bonelli, *Mém. Acad. Turin*, 1813, p. 481; Dejean, *Spec.*, i, p. 416; Putzeys, *Mém. Liège*, 1846, p. 623; *id.*, *Postscr.*, 1863, p. 51.
Hab. India, Bengal, Assam.
- bengalensis*, Putzeys, *Mon.* 1846, p. 603, sep., p. 85; *id.*, *Révision*, p. 137.
Hab. Bengal.
- brevior*, Putzeys, *Révision*, 1866, p. 126.
Hab. Burma, Rangoon.
- brunneoens*, Motsch., *Bull. Mosc.*, xxxiv (i), 1861, p. 101.
Hab. Ceylon.
- capitata*, Putzeys, *Révision*, 1866, p. 122.
Hab. India.
- castanea*, Westwood, *Proc. Zool. S. Lond.*, 1837, p. 128; Putzeys, *Révision*, p. 131, note.
Hab. Philippines, Manilla.
- cordicollis*, Motsch., *Bull. Mosc.*, xxxiv (i), 1861, p. 102.
Hab. Ceylon.
- divaricata*, Putzeys, *Révision*, 1866, p. 122.
Hab. India. [*Ind. Mus.* ?]
- dolens*, Putzeys, *Ann. Soc. Ent. Belg.*, xvi, 1873, p. 15.
Hab. Shanghai.
- elongatula*, Nietner, *Journ. As. Soc. Beng.*, xxv, 1856, p. 390; *Ann. Mag. N. H.*, (2 s.) xix, 1857, p. 245; Putzeys, *Révision*, p. 123.
Hab. Ceylon, Colombo.
- extensicollis*, Putzeys, *Mon.* 1846, p. 601; *id.*, *Révision*, p. 115.
Hab. Java.
- foveocollis*, Putzeys, *Mém. Liège, Postscr.* 1862, p. 61; *id.*, *Révision*, p. 138.
Hab. China.
- fulvaster*, Motsch., *Bull. Mosc.*, xxxiv (i), 1861, p. 101.
Hab. Ceylon.

- grammica**, Putzeys, C. B. Soc. Ent. Belg., xx, 1877, p. xi.
Hab. Calcutta.
- halferi**, Putzeys, *Révision*, 1866, p. 126.
Hab. India.
- humeralis**, Putzeys, Mém. Liège, Postscr. 1863, p. 48 ; *id.*, *Révision*, p. 125.
Hab. Sumatra.
- humilis**, Morawitz, Beitr. Käfer-fauna Ins. Jesso, i, 1863, p. 22 : Bates, Trans. Ent. S. Lond., 1873, p. 238.
vulgivaga, Bohemann, Freg. Eug. Resa, Col., 1858, p. 9.
Hab. China, Hongkong, Yangtse Valley, Japan.
- hydropica**, Putzeys, *Révision*, 1866, p. 121.
Hab. N. India [*Ind. Mus.*—?].
- indica**, Putzeys, *Mon.*, 1846, p. 535, sep., p. 69 ; *id.*, Postscript, p. 35 : Bates, Ann. Mag. N. H., (5s.) xvii, 1886, p. 72.
rugosifrons, Nietner, Journ. As. Soc. Ben., xxv, 1856, p. 390 : Ann. Mag. N. H., (2s.) xix, 1857, p. 245.
Hab. Ceylon, Colombo, N. India, Dekhan.
- javanica**, Putzeys, *Axon.*, 1846, p. 529, sep., p. 74 ; *id.*, *Révision*, p. 124.
Hab. Java.
- lata**, Putzeys, *Révision*, 1862, p. 131 : Bates, Trans. Ent. S. Lond., 1876, p. 3.
Hab. India.
- lobata**, Bonelli, Mém. Acad. Turin, 1813, p. 481 : Dejean, Spec., i, p. 414 : Putzeys, *Mon.*, p. 599, sep., p. 81 ; *id.*, *Révision*, p. 120.
Hab. Bengal.
- marginicollis**, Putzeys, *Révision*, 1866, p. 133.
Hab. India.
- memnonia**, Dejean, Spec., v, 1831, p. 503 : Putzeys, *Mon.*, sep., p. 70 ; *id.*, *Révision*, p. 108.
Hab. Java.
- moerens**, Putzeys, Ann. Soc. Ent. Belg., xvi, 1873, p. 15.
Hab. Shanghai.
- mordax**, Putzeys, Mém. Liège, Postscr., 1862, p. 67 : *Révision*, p. 133.
Hab. India.
- niponensis**, Bates, Trans. Ent. S. Lond., 1873, p. 239.
Hab. Yangtse Valley, Japan.
- Parryi**, Putzeys, Mém. Liège, Postscr., 1862, p. 60 ; *id.*, *Révision*, p. 130 : Bates, Trans. Ent. S. Lond., 1873, p. 233 ; *id.*, 1876, p. 3 ; *id.*, Ann. Mus. Civ. Gen., (2s.) vii, 1889, p. 100.
olivinoides, Schmidt Goebel, Faun. Col. Birm., 1846, t. 3, f. 4.
Hab. India, Nilgiris, Bombay, Rangoon, Bhamo, Teintso, Ceylon, Colombo, Yangtse Valley, Japan.
- pluridentata**, Putzeys, C. B. Soc. Ent. Belg., xx, 1877, p. xlii.
Hab. Calcutta.

- recta*, Walker, Ann. Mag. N. H., (3s.) ii, 1858, p. 203.
Hab. Ceylon.
- rufipes*, Motsch., Bull. Mosc., xxxiv (i), 1861, p. 102; Putzeys, *Révision*, p. 134.
Hab. Ceylon, Colombo.
- sabulosa*, MacLeay, Annul. Javan., 1825, p. 24; Putzeys, *Révision*, p. 119 note, 124.
Hab. Java.
- semicarinata*, Putzeys, C. B. Soc. Ent. Belg., xx, 1877, p. xliv.
Hab. Calcutta.
- siamica*, Putzeys, *Révision*, 1866, p. 124.
Hab. Siam.
- striata*, Putzeys, *Mon.*, 1846, p. 592, sep., p. 74; *Révision*, p. 110.
Hab. India, Coromandel.
- stricta*, Putzeys, Mém. Liège, Postscr., 1862, p. 49; *Révision*, p. 125.
Hab. Java.
- sulcigera*, Putzeys, *Révision*, 1866, p. 110.
Hab. Siam.
- tranquebarica*, Bonelli, Mém. Acad. Turin, 1813, p. 484.
Hab. India.
- transversa*, Putzeys, *Révision*, 1866, p. 125.
Hab. Siam.
- unicolor*, Herbst, Natursyst. Ins., Käfer, x, 1806, p. 265, t. 176, f. 9, g.
Hab. India.
- Westwoodii*, Putzeys, *Révision*, 1866, 109.
castanea, Putzeys, Mém. Liège, 1863, p. 35 (*neo* Westwood).
Hab. India, Ceylon, New Guinea.

Genus CORYZA.

- Putzeys, Ann. Soc. Ent. Belg., x, 1866, p. 194; Mun. Cat., p. 203.
- cariniceps* (Chaudoir), Putzeys, *l. c.*, x, 1866, p. 196.
Hab. N. India.
- maculata* (*Clivina*), Nietner, Journ. As. Soc. Beng., xxv, 1856, p. 391; Ann. Mag. N. H., (2 s.) xix, 1857, p. 246; Putzeys, Ann. Soc. Ent. Belg., x, p. 196.
Hab. Ceylon.
- Nietnerii*, Putzeys, *l. c.*, p. 196.
maculata, Putzeys, Mém. Liège, Postscr., 1862, p. 51 (*neo* Nietner).
Hab. India.

Genus ANCUS.

- Putzeys, Ann. Soc. Ent. Belg., x, 1866, p. 197; Mun. Cat., p. 204.
- bicornutus*, Putzeys, Mém. Liège, 1863, p. 45; *l. c. supra*, p. 198.
Hab. Siam.

Genus **ARDISTOMIS.**

Putzeys, *Mém. Liège*, ii, 1846, p. 636, sep., p. 118 ; *id.*, *Ann. Soc. Ent. Belg.*, x, p. 200 : *Lacord.*, *Gen. Col.*, i, p. 206 : *Mun. Cat.*, p. 204.

Paradoxa, Putzeys, *Ann. Soc. Ent. Belg.*, xi, 1868, p. 21.

Hab. Siam, Bangkok.

Genus **PSILUS.**

Putzeys, *C. R. Soc. Ent. Belg.*, xx, 1877, p. xlvii.

acutipalpis, Putzeys, *l. c.*, p. xlvii.

Hab. Calcutta.

Sect. **HARPALINGE BISÉTOËE**—Horn, *Gen. Carab.*, 1881, p. 122 ; Leconte & Horn, *Class. Col.*, p. 19.

PANAGAEINI :—Chaudoir, *Ann. Soc. Ent. Belg.*, xxi, 1878, p. 83 ; Horn, *Gen. Carab.*, p. 126 ; Leconte & Horn, *Class. Col.*, p. 22.

Genus **BRACHYONYCHUS.**

Chaudoir, *Monograph*, *Ann. Soc. Ent. Belg.*, xxi, 1878, p. 86.

Epicosmus, pt, Chaudoir, *olim.*

Andersonii, Bates *Journ. Linn. S. Lond.*, xxi, 1887, p. 135.

Hab. Mergui Archipelago (Elphinstone Island) : [*Ind. Mus.* type].

humeralis (*Epicosmus*), Chaudoir, *Rev. Mag. Zool.*, (2s.) xxi, 1869, p. 69 ; *Mon.*, p. 89.

Hab. Cochin China.

laevipennis, Chaudoir, *Mon.*, p. 87.

Hab. Siam, Cochin China.

punctipennis, B. Gestro, *Ann. Mus. Civ. Gen.*, xviii, 1882, p. 305.

Hab. Laos.

sublaevis (*Epicosmus*), Chaudoir, *Rev. Mag. Zool.*, (2s.) xxi, 1869, p. 67 ; *Mon.*, p. 89.

Hab. Cambodia, Cochin China.

Genus **EPICOSMUS.**

Chaudoir, *Bull. Mosc.*, xvii, 1844, p. 512, note ; *id.*, *l. c.*, xxxiv (2), 1861, p. 335 ; *Ann. Soc. Ent. Belg.*, xxi, 1878, p. 104.

Craspedophorus, pt, Hope, *Col. Man.*, i, p. 9 : *Lacord.*, *Gen. Col.*, i, p. 210 : Murray, *Schaum.*

Eudema, pt., Lap. de Casteln. *Hist. Nat. Ins. Col.*, i, 1840, p. 137 : *Mun. Cat.*, p. 208.

Isotarsus, pt, Laferté, *Ann. Soc. Ent. Fr.*, (2s.) ix, 1851, p. 217 ; Chaudoir, *Ann. Soc. Ent. Belg.*, xxi, 1878, p. 134.

Panagaens, pt, Dejean *et auct.*

basifasciatus, Chaudoir, *Rev. Mag. Zool.*, (2s.) xxi, 1869, p. 115 ; *Ann. Soc. Ent. Belg.*, xxi, 1878, p. 127.

? = *Sawderii*, Chaudoir, *g. v.*

Hab. Laos, Cambodia.

- Castelnauti**, Chaudoir, Ann. Soc. Ent. Belg., xxi, 1878, p. 112.
bifasciatus, Lap. de Casteln., Et. Ent., 1834, p. 155 (*nec Fabr.*) : Chaudoir,
 Bull. Mosc., xxxiv (2), 1861, p. 336.
 Hab. India, Nilgiris, Coromandel, Colombo (Bates).
- Fesæ**, Gestro, Ann. Mus. Civ. Gen., (2s.) vii, 1889, p. 101.
 Hab. Burma, Bhamo, Teintso, Prome.
- hexagonus**, Chaudoir, Bull. Mosc., xxxiv (2), 1861, p. 338 ; *id.*, Ann. Soc. Ent.
 Belg., xxi, 1878, p. 114.
 Hab. India [*Ind. Mus.*—?].
- hilaris**, Laferté, Ann. Soc. Ent. Fr., (2s.) ix, 1851, p. 221, ♂ : Chaudoir, Bull.
 Mosc., xxxiv (2), 1861, p. 345 ; *id.*, Ann. Soc. Ent. Belg., xxi, p. 110.
 ? *geniculatus* (*Panagaenus*), Wied., Zool. Mag., ii (i), 1823, p. 56 : Chaud.,
 Ann. Belg., *l.c. supra*, p. 112.
rufipalpis, Laferté, *l.c. supra*, p. 221, ♀.
 Hab. India, N. Bengal.
- laticollis**, Chaudoir, Rev. Mag. Zool., (2s.) xxi, 1869, p. 114 : Ann. Soc. Ent.
 Belg., xxi, p. 125.
 Hab. Cambodia, Laos.
- mandarinus** (*Isotarnus*), Schaum, Ann. Soc. Ent. Fr., (3s.) 1853, p. 436 : Chaud.,
 Ann. Soc. Ent. Belg., xxi, p. 113 : B. Gestro, Ann. Mus. Civ. Gen. xviii, 1882,
 p. 504.
 Hab. Hongkong, Burma.
- Mouhotii**, Chaudoir, Rev. Mag. Zool., (2s.) xxi, 1869, p. 69 ; Ann. Belg., *l.c. supra*,
 xxi, p. 124.
 Hab. Cambodia, Laos.
- notulatus**, Fabr., Syst. Eleuth., i, 1801, p. 201 : Schönherr, Syn. Ins., i, p. 209 ;
 Chaudoir, Ann. Belg., *l.c. supra*, p. 115.
elegans, Dejean, Spec. ii, 1826, p. 290 : Laferté, *l.c. supra*, p. 221 ;
 Schaum, Ann. Soc. Ent. Fr., (3s.) i, 1853, p. 432.
 Hab. Bengal, Dekhan [*Ind. Mus.*].
- pubiger**, Chaudoir, Bull. Mosc., xxxiv (2), 1861, p. 337 : Ann. Belg., *l.c. supra*,
 p. 122.
 Hab. India.
- Saundersii**, Chaudoir, Rev. Mag. Zool., (2s.) xxi, 1869, p. 114 ; Ann. Belg., *l.c. supra*,
 p. 125.
 ? *basifasciatus*, Chaudoir, *g. v.*
 Hab. Cambodia.

Genus EUDEMA.

- Lap. de Casteln., pt, Hist. Nat. Col., i, 1840, p. 137 : Chaudoir, *Monograph*, Ann.
 Soc. Ent. Belg., xxi, 1878, p. 133.
Pimelia & *Carabus*, Fabricius : *Isotarnus*, pt, Laferté : *Panagaenus*, Dejean,
 & *auct.*
- angulatum**, Fabr., Spec. Ins., i, 1781, p. 302 ; Mant. Ins., i, p. 197 ; Ent. Syst., i,
 p. 148 (*nec* Syst. Eleuth., i, p. 203) : Gmelin, ed., Syst. Nat., iv, p. 1963

- Olivier, Ent., iii, 35, p. 38, t. 7, f. 76; id., Enc. Méth., Carab., No. 41 :
 Schönherr, Syn. Ins., i, p. 166: Chaudoir, Bull. Mosc., xxxiv (2), 1861,
 p. 336 : Schaum, Ann. Soc. Ent. Fr., (3 s.) i, 1853, p. 431.
fasciatum (*Pimolia*), Fabr., Spec. Ins., i, p. 318 ; Mant. Ins., i, p. 209 ;
 Ent. Syst., i, p. 104 : Schönherr, Syn. Ins., i, p. 166 : ? Chaudoir, Bull.
 Mosc. xxxiv (2), 1861, p. 336 ; id., *Mon. l. c. supra*, p. 133.
tomentosum (*Panagaenus*), Vigors, Zool. Journ., i, 1825, p. 557, t. 20, f. 1 :
 Dejean, Spec., ii, p. 284 : Schaum, Ann. Soc. Ent. Fr., (3s.) i, 1853, p. 431.
 Hab. India, Nilgiris, Coromandel, Pondicherry [*Ind. Mus.*, Utakamand,
 Orissa, China].
- sundaicum*, Oberthür, Notes Leyden Mus., v, 1883, p. 221.
 Hab. E. Sumatra, Serdang.
- transversum* (*Epioemus*), Motsch., Bull. Mosc., xxxvii (3), 1864, p. 332.
 Hab. India.

Genus LOROSTEMMA.

- Motschulsky, Bull. Mosc., xxxvii (3), 1864 p. 329 : Mun. Cat., p. 212.
Lorostema, Motsch., *l. c. supra*.
- alutacea*, Motsch., *l. c. supra*, p. 330.
 Hab. India, Tranquebar.

Genus MICROCOSMUS.

- Chaudoir, *Monograph*, Ann. Soc. Ent. Belg., xxi, 1878, p. 139.
Craspedophorus, pt, Murray, Schaum.
Isotarsus, pt, Laferté.
Panagaenus, pt, Dejean & auct.
- flavopilosus*, Chaudoir, Bull. Mosc., xxxiv (2), 1861, p. 348 : Ann. Belg., *l. c. supra*,
 p. 142 : Bates, Trans. Ent. S. Lond., 1873, p. 243.
 Hab. Bengal, Formosa, Japan.

Genus DISCHISSUS.

- Bates, Trans. Ent. S. Lond., 1873, p. 243 : Chaud., Ann. Soc. Ent. Belg., xxi, 1878,
 p. 149 ; Rev. Zool., (3s.) vi, p. 86.
Panagaenus, MacLeay, Lap. de Castelneau : *Craspedophorus*, pt, Murray,
 Schaum : *Isotarsus*, pt, Laferté, Schaum.
- borneensis*, Frivaldsky, Term. füz., vi, 1883, p. 134.
 Hab. Borneo.
- caereus* (*Panagaenus*), MacLeay, Annul. Javan., 1825, p. 12 : Chaud., Rev. Mag.
 Zool., (2s.) xxi, 1869, p. 116 ; Ann. Soc. Ent. Belg., xxi, 1878, p. 150.
 ? *versutus*, Lap. de Casteln., Et. Ent., 1834, p. 165.
 Hab. Java.
- guttiferus*, Schaum, Ann. Soc. Ent. Fr., (3s.) i, 1853, p. 437 : Chaud., Ann. Soc.
 Ent. Belg., xxi, 1878, p. 151.
 Hab. Java.

longicornis (*Craspedophorus*), Schaum, Berlin. Ent. Zeits., 1863, p. 84 : Chaud., Ann. Soc. Ent. Belg., p. 153.

Hab. Nilgiris, Hongkong, N. China.

quadrinotatus (*Peronomerus*), Motschulsky, Bull. Mosc., xxxvii (3), 1864, p. 333 : Chaud., Ann. Soc. Ent. Belg., xxi, p. 152 : Bates, Trans. Ent. S. Lond., 1873, p. 244.

Hab. ? India, Japan.

Genus **EÜSCHIZOMERÜS.**

Chaudoir, Bull. Mosc., xxiii (2), 1850, p. 413 : Lacord., Gen. Col., i, p. 212 : Ann. Soc. Ent. Belg., xxi, 1869, p. 157 : Mun. Cat., p. 211.

aeneipennis, Chaudoir, Rev. Mag. Zool. (2s.), xxi, 1869, p. 118 ; *id.*, Ann. Soc. Ent. Belg., xxi, p. 159.

?=*denticollis*, Kollar, *q. v.*

Hab. Malacca.

aeneus, Chaudoir, Rev. Mag., *l. c.*, p. 118 : *id.*, Ann. Belg. *l. c. supra*, p. 160.

Hab. Dekhan.

denticollis, Kollar, Ann. Wien Mus., i, 1836, p. 334, t. 31, f. 2, a. b.

Hab. ? India.

metallicus, Harold, Stettin. Ent. Zeit. xi, 1879, p. 331.

Hab. India.

Genus **PËRONOMERÜS.**

Schaum, Ann. Soc. Ent. Fr., (3s.) i, 1853, p. 440 : Chaudoir, Ann. Soc. Ent. Belg., xxi, 1878, p. 162 : Mun. Cat., p. 211.

fumatus, Schaum, Ann. Soc. Ent. Fr., (3s.) i, 1853, p. 440 : Chaudoir, Ann. Soc. Ent. Belg., xxi, p. 162 : Bates, Trans. Ent. S. Lond., 1873, p. 245 ; *ib.*, 1883, p. 284.

aeratus, Chaudoir, Bull. Mosc., xxxiv (2), 1861, p. 354.

? *nigrinus*, Bates, Trans. Ent. S. Lond., 1873, p. 245 : Chaudoir, Ann. Soc. Ent. Belg., xxi, 1878, p. 164.

Hab. India, Dacca, Hong-Kong, Japan [*Ind. Mus.*, Hong Kong].

Genus **TRICHISIA.**

Motschulsky, Bull. Mosc., xxxvii (3), 1864, p. 331 : Chaudoir, *l. c.*, xlii (2), 1872, p. 283 ; *id.*, Ann. Soc. Ent. Belg., xxi, 1878, p. 164 : Mun. Cat., p. 211.

Epicosmus, pt., Chaudoir, *olim* : *Eudema*, pt, Lap. de Casteln.

Isotarsus, pt., Laferté, Schaum.

cyanea (*Isotarsus*), Schaum, Ann. Soc. Ent. Fr., (3s.) i, 1853, p. 439 : Chaudoir, Ann. Soc. Ent. Belg., xxi, p. 165.

cyaneosens, Motschulsky, Bull. Mosc., xxxvii (3), 1864, p. 332.

Hab. India, Hong-Kong.

morio (*Isotarsus*), Laferté, Ann. Soc. Ent. Fr., (2s.) ix, 1851, p. 221, note 4 : Chaudoir, Ann. Soc. Ent. Belg., xxi, 1878, p. 165.

Hab. Bengal, Dekhan.

SIAGONINI, Lacordaire, Gen. Col. i, 1854, p. 162 : Chaudoir, Bull. Mosc. 1 (i), 1876, p. 62 : Horn, Gen. Carab, p. 127.

Genus **SIAGONA**.

Latreille, Gen. Crust. & Ins., i, 1806, p. 160 : Lacord., Gen. Col., i, p. 162 : Mun. Cat., p. 161 : Chaudoir, Bull. Mosc., xxiii (2), 1850, p. 439 ; *Monograph ib.*, 1 (i), 1876, p. 76.

atrata Dejean, Spec., i, 1825, p. 360 : Chaudoir, *Mon.*, p. 86.
Hab. India, Dekhan, Burma.

Bacanti, Chaudoir, *Mon.*, p. 89.
Hab. N. India, Burma.

cinctella, Chaudoir, *Mon.*, p. 95.
Hab. Burma, Rangoon.

depressa (*Galerita*), Fabr., Ent. Syst. Suppt., 1798, p. 56 : *id.*, Syst. Eleuth., i, p. 215 : Chaudoir, *Mon.*, p. 90 : Bedel, Ann. Soc. Ent. Fr., (6 s.) vii, 1887, p. 195 : *europæa*, Dejean, Spec., ii, 1826, p. 468 ; Ic. Col. Eur., i, t. 20, f. 2 : Chaudoir, *Mon.*, p. 91 : † Gray, Griffith An. Kingd. Ins., i, 1832, t. 8, f. 1. *Oberleitneri*, Dejean, Spec., v, 1831, p. 477 : Ic., i, t. 20, f. 3 : Peyron, Ann. Soc. Ent. Fr., (3 s.), 1858, p. 389.
Hab. Mediterranean & Caspian regions, Senegal, Nubia, Persia, India [*Ind. Mus.*, China, Bengal, Sâhibganj].

æsus (*Galerita*), Fabr. Syst. Eleuth., i, 1801 p. 216 : Dejean, Spec., i, 1825, p. 363 : Chaudoir, *Mon.*, p. 94.
dorsalis, Dejean, Spec. v, 1831, p. 477.
Hab. India, Senegal.

germana, Chaudoir, *Mon.*, p. 96.
Hab. Coromandel (? Pondicherry, Nilgiris).

induta, Chaudoir, *Mon.*, p. 98.
Hab. India, Dekhan.

obscuripes, Chaudoir, *Mon.*, p. 86.
Hab. Burma, Rangoon.

plagiata, Chaudoir, *Mon.*, p. 93.
Hab. India, Dekhan.

plana, Bonelli, Mém. Acad. Turin, 1818, p. 458 : Bedel, Ann. Soc. Ent. Fr., (6. s.) vii, 1887, p. 195.
depressa, Dejean, Spec., i, 1825, p. 361 (*neo* Fabr.) : Chaud., *Mon.*, p. 90.
Hab. India, Dekhan, Coromandel.

pubescens, Chaudoir, Bull. Mosc., xxiii (2), 1850, p. 439 ; *Mon.*, p. 95.
var. *dilutipes*, Chaudoir, Bull. Mosc., *l. c.*, p. 440.
Hab. N. India [*Ind. Mus.*, Sâhibganj, Rangoon].

punctatissima, Chaudoir, *Mon.*, p. 106.
Hab. N. India, Simla.

punctulata, Chaudoir, *Mon.*, p. 99.
Hab. India, Dekhan.

sublaevis, Chaudoir, *Mon.*, p. 86.

Hab. Malacca, Bangkok, Cambodia.

OZAEINI:—Lacordaire, Gen. Col., i, p. 155: *Révision*, Chaudoir, Ann. Soc. Ent. Belg., xi, 1867-68, p. 45: Horn, Gen. Carab., p. 128: Leconte & Horn, Class. Col., p. 23.

Genus **PSEUDOZAENA**.

Lap. de Casteln., Et. Ent., i, 1834, p. 55: Mun. Cat., p. 158.

Hoplognathus, Chaudoir, Bull. Mosc., xxi, 1848, p. 101.

Ozaena, Klug, Dejean, ? pt. Lap. de Casteln., *nec* Olivier.

Picrus, Chaudoir, Bull. Mosc., xxvii (i), 1854, p. 290; *Révision*, p. 45.

obscura (*Picrus*), Chaudoir, Ann. Soc. Ent. Belg., xi, 1867-8, p. 46.

Hab. Borneo.

opaca (*Picrus*), Chaudoir, *l. c.*, p. 46.

Hab. India.

orientalis (*Ozaena*). Klug, Jahrb. Ins., 1834, p. 81, t. 1, f. 8: Chaudoir, Bull.

Mosc., xxi (i), 1848, p. 101; *id.*, xxvii (2), 1854, p. 291; *id.*, Ann. Soc. Ent.

Belg., xi, p. 45.

megacephala, (*Pseudozaena*), Lap. de Casteln., Et. Ent., i, 1834, p. 54, t. 2, f. 4.

Hab. Java, Borneo, Malacca.

Genus **ITAMUS**.

Schmidt Goebel, Faun. Col. Birm., 1846, p. 65: Lacord., Gen. Col., i, p. 160:

Mun. Cat., p. 159: Chaudoir, Ann. Soc. Ent. Belg., xi, 1867, p. 51.

castaneus, Schmidt Goebel, Faun. Col. Birm., 1846, p. 67: Chaudoir, *l. c. supra* p. 51.

Hab. Burma.

Genus **EUSTRA**.

Schmidt Goebel, Faun. Col. Birm., 1846, p. 65: Lacord., Gen. Col., i, p. 161:

Mun. Cat., p. 161: Chaudoir, Bull. Mosc., xxvii (i), 1854 p. 309: *id.*, Ann. Soc. Ent. Belg., xi, 1867, p. 71.

plagiata, Schmidt Goebel, Faun. Col. Birm., 1846, p. 66, t. 3, f. 1: Chaudoir, Bull.

Mosc., xxvii (2), 1854, p. 309; *id.*, Ann. Soc. Ent. Belg., xi, p. 71: Bates,

Trans. Ent. S. Lond., 1873, p. 237.

Hab. Burma, Martaban, Japan.

NOMINI:—Horn, Gen. Carab., 1881, p. 129: Leconte & Horn, Class. Col., p. 24.

Cossinini, Chaudoir, Bull. Mosc., l (i), 1876, p. 115.

Genus **COSCINIA**.

Dejean, Spec., v, 1831, p. 478: Lacord., Gen. Col., i, p. 167: Mun. Cat., p. 162:

Chaudoir, Bull. Mosc., l (i), 1876, p. 115.

Cymbionotum, Baudi, Berlin. Ent. Zeits., 1864, p. 211.

Graniger, Motschulsky, Bull. Mosc., xxxvii (3), 1864, p. 197.

Trychina, Klug, Symb. Phys., 1832.

fascigera, Chaudoir, Bull. Mosc., xxv (i), 1852, p. 92; *id.*, 1 (i), 1876, p. 121.

Hab. N. India.

Halferti, Chaudoir, Bull. Mosc., xxxii (2), 1850, p. 441; *id.*, 1 (i), 1876, p. 122.

Hab. Burma, Martaban, Siam.

MORIONINI:—Lacordaire, Gen. Col., i, p. 180: Chaudoir, Bull. Mosc., lv (i), 1880, p.

317: Horn, Gen. Carab., p. 132: Leconte & Horn, Class. Col., p. 26: Bates,

Biol. Centr. Amer., Col., i (i), p. 88.

Genus **MORIO.**

Latreille, Consid. Gén., 1810, tab. méth.: Lacord., Gen. Col., i, p. 183: Mun. Cat., p.

172: Putzeys, Stettin. Ent. Zeit., xl, 1879, p. 283: Chaudoir, *Monograph.*, Bull.

Mosc., lv (i), 1880, p. 327.

Harpalus, pt, Latreille: *Scarites*, pt, Pal. Beauv.

angustus, Chaudoir, Bull. Mosc., lv (i), 1880, p. 346.

Hab. Philippines.

brevior, Putzeys, Ann. Mus. Civ. Gen., iv, 1873, p. 217; vii, p. 727: Chaud., *l. c.*

supra, p. 340.

Hab. Borneo, Sarawak.

cordicollis, Chaudoir, Bull. Mosc., lv (i), 1880, p. 343.

Hab. Borneo, Kandy, Balangoda (*Bates*).

ocujoides, Walker, Ann. Mag. N. H., (3s) ii, 1858, p. 203: ? Chaud., *l. c. supra*, p.

342: Bates, Ann. Mag. N. H., (5s.) xvii, 1886, p. 211.

Hab. Ceylon.

Doriae, Putzeys, Ann. Mus. Civ. Gen., iv, 1873, p. 217; vii, p. 727: Chaud., Bull.

Mosc., lv (i), p. 345.

Hab. Borneo, Sarawak.

intermedius, Chaudoir, Bull. Mosc., lv (i), 1880, p. 344.

Hab. Philippines, Batchian, Ternate, ? Java.

insolens, Chaudoir, *l. c.*, xxv (i), 1852, p. 81; *id.*, lv (i), 1880, p. 344: Putzeys,

Ann. Mus. Civ. Gen., vii, p. 726.

Hab. Siam, Philippines, Amboina, Ternate.

orientalis, Dejean, Spec., i, 1825, p. 432: Putzeys, Ann. Mus. Civ. Gen., iv, p. 216:

Bates, *l. c.*, (2s.) vii, 1889, p. 106: Chaud., Bull. Mosc., lv (i), 1880, p. 338.

Hab. Java, Burma, Bhamo, Meetan, [*Ind. Mus.*, Tavoy, Tenasserim].

subconvexus, Chaudoir, Bull. Mosc., lv (i), 1880, p. 340.

Hab. ? Java.

submarginatus, Chaudoir, *l. c.*, p. 342.

Hab. ? Borneo, Sunda Islands.

trogostoides, Walker, Ann. Mag. N. H., (3s.) ii, 1858, p. 203, *neo* Chaudoir, Bull.

Mosc., xxv (i), 1852, p. 81: Bates, Ann. Mag. N. H., (5s.) xvii, 1886, p. 143, 211,

Hab. Ceylon, ? Andaman Islands.

Walkerii, Putzeys, Ann. Mus. Civ. Gen., iv, 1878, p. 216 : Chaud., Bull. Mosc., iv (i), 1880, p. 341.

Hab. Ceylon, Kandy (*Bates*).

Genus **MORIQIDIUS.**

Chandoir, Bull. Mosc., iv (i), 1880, p. 380.

Doriae Chandoir, *l. c.*, p. 388.

Hab. Borneo, Sarawak.

BEMBIDIOMINI:—Lacordaire, Gen. Col., i, 1854, p. 379 : Horn, Gen. Carab., p. 133 : Leconte & Horn, Class. Col., p. 27.

Genus **TACHYPUS.**

Lacordaire, Gen. Col., i, 1854, p. 381 : Mun. Cat., p. 400.

indicus, Chandoir, Bull. Mosc., xxiii (3), 1850, p. 189.

Hab. N. India.

semilucidus, Motschulsky, Et. Ent. 1861, p. 24 ; Bull. Mosc., xxxvii (3), 1864, p.

180 : Bates, Trans. Ent. S. Lond., 1878, p. 300.

nubifer, Morawitz, Bull. Acad. St. Petersb., v, 1862, p. 327.

Hab. Hongkong, Japan, Amuria.

Genus **BEMBIDIUM.**

Latreille, Hist. Nat. Ins., viii, 1804, p. 221 : Lacord., Gen. Col., i, p. 382 : Jacq.

Duval, *Monograph* (Eur. Spec.), Ann. Soc. Ent. Fr., (2 s.) ix, 1851, p. 441 ; x,

1852, p. 101 : Schaum, Berlin. Ent. Zeits., iv, 1860, p. 198 : Mun. Cat., p. 405.

Acotidium, Motschulsky, Bull. Mosc., xxxvii (3), 1864, p. 182.

Americus, Chandoir, Rev. Mag. Zool., 1868, p. 216.

Apteromimus, Wollaston, Col. St. Helena, 1877, p. 7.

Bembicidium, Mun. Cat. p. 405.

Campa, Motschulsky, Ins. Sib., 1842, p. 263 ; Bull. Mosc., *l. c. supra*, p. 185.

Chloroditum, Motschulsky, Bull. Mosc., *l. c. supra*, p. 182.

Ollanus, Sampaella, Ent. Comp., 1819, p. 148 : Curtis, Brit. Ent., i, 1828, p. 200.

Emphanes, Motschulsky, Käfer Russl., 1850 : Bull. Mosc., *l. c. supra*, p. 185.

Endosomatium, Wollaston, Col. St. Helena, 1877, p. 8.

Eudromus, Kirby, Faun. Bor. Amer. 1837, p. 55.

Eurytrachelus, Motschulsky, Käfer Russl., 1850 ; Bull. Mosc., *l. c. supra*, p. 183.

Hydrium, Leconte, Ann. Lye. Nat. Hist. N. York, iv, 1848, p. 358 :

Motsch., Bull. Mosc., *l. c. supra*, p. 186.

Leja, Dejean, Spec., v, 1831, p. 150.

Lopha, Dejean, *l. c.*, p. 183 : Motsch., Bull. Mosc., *l. c. supra*, p. 180.

Lymnaeum, Stephens, Ill. Brit. Ent., ii, 1829, p. 3 : Motsch., Bull. Mosc., *l. c. supra*, p. 133.

Metallina, Motschulsky, Käfer Russl., 1850 ; Bull. Mosc., *l. c. supra*, p. 187.

Neja, Motschulsky, Bull. Mosc., *l. c.*, p. 186.

Nepha, Motschulsky, *l. c.*, p. 190.

Notaphus (Megerle), Stephens, Ill. Brit. Ent. ii, 1829, p. 4; Motsch., Bull. Mosc., *l. c.*, p. 184.

Ookthodromus, Leconte, *l. c. supra* p. 153.

Ocys, Stephens, *l. c. supra*, p. 10; Motsch., Bull. Mosc., *l. c. supra*, p. 188.

Ocydromus, Clairville, Ent. Helv., ii, 1806, p. 20.

Odontium, Leconte, *l. c. supra*, p. 352.

Omala, Motschulsky, Ins. Sib., 1842, p. 250.

Poryphus, Dejean Spec. v. 1831, p. 101; Motsch., Bull. Mosc. *l. c. supra*, p. 189.

Phila, Motschulsky, Ins. Sib., 1842, p. 260; Bull. Mosc., xxxvii (3), 1864, p. 188.

Philochthus, Stephens, *l. c. supra*, p. 7; Motsch., Bull. Mosc., *l. c.* p. 186.

Plataphus, Motschulsky, Bull. Mosc., *l. c. supra*, p. 184.

Prinoidium, Motschulsky, *l. c. supra*, p. 181.

Pseudophilochthus, Wollaston, Col. St. Helena, 1877, p. 7.

Sineschostictus Motschulsky, Bull. Mosc., *l. c. supra*, p. 186.

Talano, Motschulsky, *l. c. supra*, p. 187.

Tetodiam, Motschulsky, *l. c. supra*, p. 189.

Trepans, Motschulsky, *l. c. supra*, p. 186.

calipygam, Bohemann, Freg. Eug. Besa, Col., 1858, p. 17.

Hab. Hongkong.

chloream, Bates, Trans. Ent. S. Lond., 1873, p. 332.

Hab. Yangtze Valley, Japan.

collutum Bates, *l. c.*, p. 332.

Hab. Yangtze Valley, Fuchau.

europæ, Bates, Ann. Mag. N.H., (5a.) xvii, 1836, p. 156.

Hab. Ceylon, Kandy.

haridipennæ, Schaum, Berlin. Ent. Zeits., iv, 1860, p. 199.

Hab. Bengal.

niloticum, Dejean, Spec., v, 1831, p. 73; Bates, Trans. Ent. S. Lond., 1873, p. 301;

ib., 1883, p. 269.

Batesii (*Notaphus*), Putzeys, C. B. Soc. Ent. Belg., xviii, 1875, p. lii.

opulentum, Nietner, Ann. Mag. N. H., (3s.) ii, 1858, p. 420.

Hab. Egypt, Japan, China, Ceylon.

***pamirense**, Bates, Proc. Zool. S. Lond., 1878, p. 718.

Hab. Pamir, between Sirikol and Pangu [*Ind. Mus.*, type].

***punctipenne**, Bates, *l. c.*, p. 718

Hab. ? Pamir or near Yarkand [*Ind. Mus.*, type].

teniatum, Wiedemann, Zool. Mag., ii (1), 1823, p. 62.

Hab. Bengal.

xanthacrum, Chaudoir, Bull. Mosc., xxiii (3), 1850, p. 175, note.

Hab. N. India.

Genus **TACHYNOTUS.**

Motschulsky, Bull. Mosc., xxxiv, (i), 1861, p. 100 : Mun. Cat., p. 395.

castaneus, Motschulsky, *l.c. supra*, p. 100, t. 9. f. 1.

Hab. Ceylon.

Genus **TACHYS.**

(Ziegler) Motschulsky, Käfer Busch., 1850 : Mun. Cat., p. 401 : Putzeys, Ann. Mus. Civ. Gen., vii, 1875, p. 737 ; Bates, Biol. Centr. Amer., Col., i (i), p. 138.

[Although Motschulsky's revision of the genus (summarised in Et. Ent., 1862, p. 27) has not been generally accepted, his observations deserve apparently more attention than has hitherto been given to them. I reproduce here the arrangement proposed by him in his own words :—

I.—Antennes allongées, composées d'articles plus longs que larges.

(a) corps plus ou moins convexe, ovalaire, luisant :—

1. élytres rétrécies vers la base, glabres au milieu, avec un petit sillon basal et un entier vers la suture et la marge latérale :—*Tachylopha*.
2. élytres profondément sillonnées vers la suture :—*Tachyura—Klugii, orientalis*, Nietner.

(b) corps plus ou moins déprimé, oblong ou parallèle, avec un reflet métallique, changeant sur les élytres, qui sont striées, surtout vers la suture. *Tachys*.

(c) corps déprimé, allongé, parallèle ; élytres multistriées ; tête petite, courte ; troisième article de palpes max. élargi. *Lymnastis—pullulus, indicus*, Motsch.

II.—Antennes pas ou à peine plus longues que la moitié du corps, robustes, grossissant vers l'extrémité et composées d'articles plus ou moins larges.

(a). corps déprimé presque parallèle ; cotés du corselet rebordés sur toute leur largeur, sans angles relevés en arrière ; élytres multistriées ; elles vivent sous l'écorce des arbres. *Tachymenis—umbrosa*, Motsch.

(b). corps un peu convexe, ovalaire ; cotés du corselet rebordés seulement en arrière, avec les angles à peine saillants ; élytres glabres, sans striés, ou à peine marquées de chaque côté de la suture des sillons plus ou moins effacés ; palpes grands, de la longueur de la tête ; graduellement atténués en avant. *Polyderis—tenellus*, Motsch.

To these I have added

Elaphropus, Motsch., Bull. Mosc., xii, 1839, p. 4 ; *id.*, *ib.*, xxii, 1859, p. 40, f. 4 : Mun. Cat., p. 400—*gracilis, latissimus*, Motsch.]

acaroides, Motsch., Et. Ent., 1859, p. 39 : Putzeys, Ann. Mus. Civ. Gen., vii, p. 240.

Hab. Ceylon, Colombo.

albicornis, Schaum, Berlin Ent. Zeits., iv, 1860, p. 199.

Hab. Hongkong.

amplians, Bates, Ann. Mag. N. H., (5 s.) xvii, 1886, p. 155.

Hab. Ceylon, Kandy.

anceps, Putzeys, Ann. Mus. Civ. Gen., vii, 1875, p. 742.

Hab. India.

- arcuatus*, Putzeys, *l. c.*, p. 744.
Hab. Ceylon.
- atomarius*, Wollaston, Col. Hesperid., 1868, p. 28 : Bates, Ann. Mag. N. H., (5 s.) xvii, p. 162.
microscopica, Bates, Trans. Ent. S. Lond., 1873, p. 299.
? tenella (Polyderis), Motsch., Et. Ent., 1862, p. 36.
Hab. Cape Verd Islands, Ceylon (Bogawantalawa).
- bioculatus*, Putzeys, Ann. Mus. Civ. Gen., vii, 1875, p. 743 : Bates, *l. c.*, (2 s.) vii 1889, p. 105.
Hab. Ceylon ; Burma, Bhamo, Teintso, Tenasserim.
- ceylantus (Bembidium)*, Nietner, Ann. Mag. N. H., (3 s.) ii, 1858, p. 423.
Hab. Ceylon.
- cinctipennis*, Motschulsky, Bull. Mosc., xxxiv (i), 1861, p. 99.
Hab. Ceylon, Colombo.
- coracinus*, Putzeys, Ann. Mus. Civ. Gen., vii, 1875, p. 739.
Hab. Borneo, Sarawak.
- dorsalis*, Motschulsky, Bull. Mosc., xxiv (4), 1851, p. 508.
Hab. India.
- emarginatus (Bembidium)*, Nietner, Ann. Mag. N. H., (3 s.) ii, 1858, p. 425 : Putzeys, Ann. Mus. Civ. Gen., vii, 1875, p. 739 : Bates, Ann. Mag. N. H., (5 s.) xvii, 1886, p. 155.
seymaenoides, Bates, Trans. Ent. S. Lond., 1873, p. 299 (*neo* Nietner).
Hab. Ceylon, Colombo (*Bates*), Fuchau, Lower Yangtse Valley.
- enides*, Bates, Ann. Mag. N. H., (6 s.) xvii, 1886, p. 153.
Hab. Ceylon, Dikoya.
- finitimus (Bembidium)*, Walker, Ann. Mag. N. H., (3 s.) ii, 1858, p. 204.
Hab. Ceylon.
- flaviculus*, Motschulsky, Et. Ent., 1859, p. 39.
Hab. Ceylon.
- fumigatus*, Motschulsky, Bull. Mosc., xxiv (4), 1851, p. 509.
Hab. India.
- fuscus*, Schaum, Berlin Ent. Zeits., iv, 1860, p. 200 : Putzeys, Ann. Mus. Civ. Gen., vii, p. 741.
Hab. Hongkong.
- gracilis (Elaphropus)*, Motsch., Et. Ent., 1862, p. 36.
Hab. India.
- gradatus*, Bates, Trans. Ent. S. Lond., 1873, p. 331.
Hab. Fuchau, China.
- imprecipennis*, Motschulsky, Et. Ent., 1859, p. 39 : Putzeys, Ann. Mus. Civ. Gen., vii, p. 745.
Hab. Ceylon, Colombo.
- impressus*, Motschulsky, Bull. Mosc., xxiv (4), 1851, p. 508.
Hab. India.

- indicus** (*Lymnaeus*), Motsch., Bull. Mosc., xxiv (4), 1851, p. 507; *id.* (*Lymnæstis*), Et. Ent., 1862, p. 27.
Hab. India.
- infans**, Bates, Ann. Mag. N. H., (6s.) xvii, 1886, p. 154.
Hab. Ceylon, Kandy.
- klugii** (*Bombidium*), Nietner, Ann. Mag. N. H., (3 s.) ii, 1858, p. 423.
Hab. Ceylon.
- laticornis** (*Raphropus*), Motschulsky, Bull. Mosc., xxiv (4), 1851, p. 508: *id.*, Et. Ent., 1859, t. 1, f. 5.
Hab. India.
- Nietnerii** (*Tachyte*), Schaum, Berlin. Ent. Zeits., vii, 1863, p. 88.
Hab. Ceylon.
- notaphoides**, Bates, Ann. Mag. N. H., (5s.) xvii, 1886, p. 156.
Hab. Ceylon, Kitugalle.
- orientalis** (*Bombidium*), Nietner, Ann. Mag. N. H., (3s.) ii, 1858, p. 425.
Hab. Ceylon.
- ornatus** (*Bombidium*), Nietner, *l. c.*, p. 426: Putzeys, Ann. Mus. Civ. Gen., vii, p. 741.
Hab. Ceylon, Kandy (*Bates*).
- ovatus** (*Lophæ*), Motschulsky, Bull. Mosc., xxiv (4), 1851, p. 509.
albicornis, Schaum, Berlin. Ent. Zeits., iv, 1860, p. 199.
Hab. Hongkong.
- parallellus** Motschulsky, Bull. Mosc., xxiv (4), 1851, p. 507.
Hab. India.
- perypinus**, Bates, Ann. Mag. N. H., (5s.) xvii, 1886, p. 153.
Hab. Ceylon, Kitugalle.
- poecilopterus**, Bates, Trans. Ent. S. Lond., 1873, p. 331.
Hab. Fuchan, China.
- politus**, Motsch., Bull. Mosc., xxiv (4), 1851, p. 509: Putzeys, Ann. Mus. Civ. Gen., vii p. 743.
eboninus (*Bombidium*), Nietner, Ann. Mag. N. H., (3s.) ii, 1858, p. 424.
Hab. Ceylon.
- pullulus** (*Lymnæstis*), Motschulsky, Et. Ent., 1862, p. 31.
Hab. India.
- scydmaenoides** (*Bombidium*), Nietner, Ann. Mag. N. H., (3s.) ii, 1858, p. 427.
Hab. Ceylon, Colombo (*Bates*); Yangtse Valley (*Lewis*).
- sericeus**, Motschulsky, Bull. Mosc., xxiv (4), 1851, p. 507.
Hab. India.
- spilotus**, Bates, Ann. Mag. N. H., (5s.) xvii, 1886, p. 152.
Hab. Ceylon, Colombo.
- subvittatus**, Bates, *l. c.*, p. 151.
Hab. Ceylon, Dikoya.

- sulcatus* (*Tachys*), Motsch., Bull. Mosc., xxiv (4), 1851, p. 509 : Putzeys, Ann. Mus. Civ. Gen., vii, 1875, p. 740.
Hab. India.
- sulcatus*, Putzeys, Ann. Mus. Civ. Gen., vii, 1875, p. 743.
Hab. Hongkong.
- suturalis* (*Tachys*), Motsch., Bull. Mosc., xxiv (4), 1851, p. 508 : Putzeys, *l. c.*, *supra*, p. 746.
Hab. India.
- tenellus*, Motsch., Et. Ent., 1862, p. 35.
Hab. India.
- triangularis* (*Bombidium*), Nietner, Journ. As. Soc. Beng., 1857, p. 72 : Ann. Mag. N. H., (3s.) ii, 1858, p. 422 : Schaum, Berlin. Ent. Zeits., 1863, p. 72 : Bates, Trans. Ent. S. Lond., 1873, p. 298.
atriiceps, W. MacLeay, Trans. Ent. S. N. S. Wales, 1871, p. 116.
Hab. Egypt, Yemen (Arabia), Japan, Yangtse Valley, Ceylon, Colombo, Dikoya (*Bates*), Celebes, McPhourne, Queensland.
- tropicus* (*Bombidium*), Nietner, Ann. Mag. N. H., (2s.) ii, 1858, p. 421.
Hab. Ceylon, Dikoya (*Bates*).
- truncatus* (*Bombidium*), Nietner, *l. c.*, p. 421.
Hab. Ceylon.
- umbrosus*, Motsch., Bull. Mosc., xxiv (4), 1851, p. 507 ; *id.*, *ib.*, xxv, 1862, p. 32. (*Tachymenis*), Et. Ent., ix, 1862, p. 32.
? *extremus* (*Acanthypus*), Walker, Ann. Mag. N. H., (3s.) ii, 1858, p. 204.
Hab. India, Ceylon, Dikoya (*Bates*), Kiukiang in Yangtse Valley.
- vixtristatus*, Bates, Trans. Ent. S. Lond., 1873, p. 331.
Hab. Yangtse Valley.
- POGONINI**:—Lacordaire, Gen. Col., i, 1854, p. 364 : Chaudoir, *Essai*, Ann. Soc. Ent. Belg., xiv, 1877, p. 21 : Horn, Gen. Carab., p. 135.

Genus **POGONUS**.

- Dejean, Spec., iii, 1828, p. 6 : Lacord., Gen. Col., i, p. 368 : Mun. Cat., p. 384 : Chaudoir, *Essai Mon.*, Ann. Soc. Ent. Belg., xiv, 1877, p. 25.
- hindustanus*, Motsch., Bull. Mosc. xxxvii (3), 1864, p. 192 : Chaudoir, *Ess.*, p. 38 (*gen. dub.*).
Hab. India, Tranquebar.
- transsaga*, Chaudoir, Ann. Soc. Ent. Belg., xiv, 1871, p. 30.
orientalis, Gebler, Bull. Mosc., xx (i), 1847, p. 319.
geriensis, Chaudoir, *l. c.*, xv, 1842, p. 821.
Hab. Siberia, S. Russia, Persia, ? Kashmir.

Genus **PATROBUS**.

- Dejean, Spec., iii, 1828, p. 26 : Lacord., Gen. Col., i, p. 367 : Mun. Cat., p. 388 : Chaudoir, Ann. Soc. Ent. Belg., xiv, 1871, p. 40 : Schaum, Naturg. Deutsch. Ins. i, p. 375.
Carabus, Paykull, Duftschmid, Fanzor, Illiger *Harpalus*, Gyllenhal, Zetterstedt. *Platyama*, Sturm.

- lavipes**, Motsch., Bull. Mosc., xxxvii (3), 1864, p. 191 : Chaudoir, Ann. Soc. Ent. Belg., xiv, 1871, p. 40 : Bates, Trans. Ent. S. Lond., 1873, p. 294 : (*Deltomerus*) Chaudoir, Bull. Mosc., liii (3), 1878, p. 79.
Hab. Japan, Yangtse Valley, Hongkong.
- yunnanus**, Fairmaire, Ann. Soc. Ent. Fr., (6s.) vi, 1886, p. 317.
Hab. Yunnan.

Genus **TRECHUS.**

- Clairville, Ent. Helv., ii, 1806, p. 22 : Lacord., Gen. Col., i, p. 370 : Mun. Cat., p. 389 : *Mon.*, Putzeys, Stettin Ent. Zeit., 1847, p. 302 : Paudellé, Mat. Col. France, 1867, p. 131.
Biomus, pt. Stephens, Ill. Brit. Ent., 1828, p. 50 : Motsch., Bull. Mosc. xxxvii (3), 1864, p. 190.
Epaphius, Stephens, *l. c.*, *supra* p. 50.
Thalassophilus, Wollaston Ins. Mader., 1854, p. 20.
- convexus**, MacLeay, Annul. Javan, 1825, p. 20.
Hab. Java.
- fasciatus**, Motsch., Bull. Mosc., xxiv (4), 1851, p. 506.
Hab. India.
- PTEROSTICHINI**:—Horn, Gen. Carab., p. 136 : Leconte & Horn, Class. Col., p. 30.
Feronides, Lacordaire, Gen. Col., i, p. 317.
Stomides, Lacordaire, *l. c.*, p. 247.
Trigonotomides, Lacordaire, *l. c.*, p. 309.
- Div. **TRIGONOTOMINA**:—Lacordaire, *l. c.* : Chaudoir, *Monograph*, Ann. Soc. Ent. Belg., xi, 1868, p. 151.

Genus **TRIPLOGENIUS.**

- Chaudoir, Bull. Mosc., xxv (1), 1852, p. 71 : *id.*, *Monograph*, Ann. Soc. Ent. Belg., xi, 1868, p. 152.
Omascus, Morawitz, Motschulsky, MacLeay.
Trigonotoma, pt. Dejean, Laporte.
- ? **seratus** (*Omascus*), Hope, Gray's, Zool. Misc., 1831, p. 21.
Hab. Nepal.
- andamanensis**, Chaudoir, Bull. Mosc., liii (3), 1878, p. 22.
Hab. Andaman Islands.
- Buquetii**, Lap. de Casteln., Et. Ent., 1834, p. 77 : Chaudoir, *Mon.*, p. 162 ; Bull. Mosc., liii (3), 1878, p. 31.
Hab. Java.
- chalciothorax**, Chaudoir, Ann. Soc. Ent. Belg. xi, 1868, p. 153 ; Bates, Ann. Mus. Civ. Gen., (2s) vii, 1889, p. 105.
Hab. Cambodia, Cochin China ; Burmah, Bhamo.
- himalayicus** (*Omascus*), Redtenb., Hügel's Kaschm., iv (2), 1844, p. 501.
Hab. N. W. Himalaya ; Mussooree.
- ? **indicus** (*Omascus*), Hope, Gray's Zool. Misc., 1831, p. 21.
Hab. Nepal.

- ingens** (*Omasus*), Morawitz, Beitr. Z. Käf. Faun. Jesso, i, 1863, p. 54 : Chaudoir, Ann. Soc. Ent. Belg., xi, p. 154.
(magnus (*Omasus*), Motschulsky, Et. Ent., 1860, p. 5.
 Hab. China, Japan.
- insignis**, R. Gestro, Ann. Mus. Civ. Gen., xviii, 1882, p. 310.
 Hab. Berneo, Sarawak, Labuan.
- Mouhotit**, Chaudoir, *Mon.*, p. 152 : Bates, Ann. Mus. Civ. Gen., (2s.) vii, 1889, p. 105.
 Hab. Cambodia ; Burma, Bhamo.
- obscurus**, Lap. de Casteln., Et. Ent., 1834, p. 76.
 Hab. Java.
- planicollis**, Dejean, Spec., iii, 1828, p. 185 : Chaud., *Mon.*, p. 154.
 • Hab. Bengal.
- praestans**, Chaudoir, *Mon.*, p. 154.
 Hab. Hongkong.
- Putseyall**, Chaudoir, Bull. Mosc., liii (3), 1878, p. 31.
 Hab. Java.
- rectangulus**, Chaudoir, *Mon.*, p. 153.
 Hab. Dekhan.
- semiviolaceus**, Chaudoir, *Mon.*, p. 152.
 Hab. N. India.
- serraticollis**, Chaudoir, *Mon.*, p. 153.
 Hab. Dekhan.
- viridicollis** (*Omasus*), MacLeay, Annul. Javan., 1825, p. 17 : Chaudoir, *Mon.*, p. 154 : Guérin, Ic. Règne Anim., t. 6, f. 2a : Gray, Griffith Anim. Kingd., Ins., i., 1832., t. 25, f. 2.
bicolor, Lap. de Casteln., Et. Ent., 1834, p. 75, t. 2, f. 2 : Chaud., *Mon.*, p. 152 ; *id.*, Bull. Mosc., liii (3), 1878, p. 33.
 Hab. Java.
- Waterhousei**, Chaudoir, Rev. Mag. Zool., 1862, p. 489 ; *id.*, *Mon.*, p. 55.
 Hab. N. India, Java.

Genus **LESTICUS.**

- Dejean, Spec., iii, 1828, p. 190 : Lacord., Gen. Col., i, p. 312 : Mun. Cat., p. 294 ; Chaudoir, Ann. Soc. Ent. Belg., xi, 1868, p. 155.
- amabilis**, Chaudoir, *l. c. supra*, p. 155.
 Hab. Java.
- janthinus**, Dejean, Spec., iii, 1828, p. 190 : Ic. Col. Eur., ii, t. 124, f. 3 : Lap. de Casteln., Hist. Nat. Ins., i, p. 120 : Chaudoir, *l. c.*, p. 155.
 Hab. Java.
- tricoostatus**, Chaudoir, *l. c. supra*, p. 157.
 Hab. India.

Genus **TRIGONOGNATHA.**

Motschulsky, Et. Ent., vi, 1857, p. 25.

princeps, Bates, Trans. Ent. S. Lond., 1883, p. 243.

Hab. China, Kwantung.

Genus **TRIGONOTOMA,**

Dejean, Spec., iii, 1828, p. 182 : Lacord., Gen. Col., i, p. 311 : Mun. Cat., p. 293 :

Chaudoir, Bull. Mosc., xxv (i), 1852, p. 71 ; *id.*, *Monograph*, Ann. Soc.

Ent. Belg., xi, 1868, p. 153.

chalceola, Bates, Trans. Ent. S. Lond., 1873, p. 328.

Hab. Hongkong.

Gomottoli, R. Gestro, Ann. Mus. Civ. Gen., xviii, 1882, p. 308.

Hab. Burma.

concinna, Lap. de Casteln., Et. Ent., 1834, p. 77 : Chaudoir, *Mon.*, p. 159 : Bates,

Ann. Mus. Civ. Gen., (2 s.) vii, 1889, p. 105.

Hab. Java.

oreната, Chaudoir, *Mon.*, p. 159.

Hab. India.

curtula, Chaudoir, *Mon.*, p. 160.

Hab. Laos.

Dohrnii, Chaudoir, Bull. Mosc., xxv (i), 1852, p. 69 ; *Mon.*, p. 159.

Hab. Hongkong.

fulgidicollis, Lap. de Casteln., Et. Ent., 1834, p. 77 : Gestro, Ann. Mus. Civ. Gen.,

xviii, 1882, p. 309.

Hab. Java, ? Laos.

indica, Brullé, Hist. Nat. Ins., iv, 1840, p. 333 : Chaud., *Mon.*, p. 158 : Bates, Ann.

Mag. N. H., (5 s.) xvii, 1886, p. 145.

viridicollis, Dejean, Spec., iii, 1828, p. 183 (*nec* MacLeay) : Lap. de Casteln., Hist. Nat. Ins., i, p. 220.

Hab. Java, Ceylon, Colombo.

Lewisii, Bates, Trans. Ent. S. Lond., 1873, p. 284.

var. **bhamoensis**, Bates, Ann. Mus. Civ. Gen., (2 s.) vii, 1889, p. 105.

Hab. Manchuria, Japan, China, Burma, Bhamo.

luzonica, Chaudoir, *Mon.*, p. 161.

Hab. Philippines, Luzon, Manilla.

nitidicollis, Chaudoir, *Mon.*, p. 160.

Hab. Cochinchina.

Peteli, Lap. de Casteln., Et. Ent., 1834, p. 78 : Chaud., *Mon.*, p. 159.

Hab. Java.

similis, Chaudoir, *Mon.*, p. 158.

Hab. Dekhan.

Genus **TRIGONOMINA.**

Motschulsky, Bull. Mosc. xxxvii (4), 1864, p. 349 : Mun. Cat., p. 293.

? = *Triplogenyis*, Chaudoir, *g. v.*

politicollis, Motschulsky, *l. c.*, p. 349.

Hab. India.

Div. **STOMINA**:—Lacordaire, Gen. Col., i, p. 247 : Chaudoir, Bull. Mosc., xix (4), 1846, p. 511.

Genus **IDIOMORPHUS.**

Chaudoir, Bull. Mosc., xix (4), 1846, p. 515 : Lacord., Gen. Col., i, p. 254 : Mun. Cat., p. 248 : Horn, Gen. Carab., p. 175.

Guerinii, Chaudoir, Bull. Mosc., xix (4), 1846, p. 518 : Lacord., Gen. Col., Atlas, t. 12, f. 1 a.

Hab. India, Nilgiris.

Genus **DISPHAERICUS.**

Waterhouse, Trans. Ent. S. Lond., iii, 1842, p. 211 : Lacord., Gen. Col., i, p. 249 : Mun. Cat., p. 247 : Horn, Gen. Carab., p. 126.

Dyschiridium, Chaudoir, Berlin. Ent. Zeits., v, 1861, p. 130.

Spanus, Westwood, Proceed. Ent. S. Lond., iii, Feb. 1864, p. 3.

marginicollis, Schaum, Berlin. Ent. Zeits., 1864, p. 122, t. 2, f. 3.

Hab. India, Tranquebar.

ovicollis, Bates, Ann. Mag. N. H., (5s.) xvii, 1886, p. 73.

Hab. Ceylon, Dikoya.

Genus **PACHYTRACHELUS.**

Chaudoir, Bull. Mosc., xxv (i), 1852, p. 85 : Mun. Cat., p. 248.

Batoscelis, Lacord., Gen. Col., i, 1854, p. 261 : Mun. Cat., p. 249.

Systemognathus, Putzeys, Mém. Liège, xviii, 1862, p. 18 : Mun. Cat., p. 189.

ceylonicus (*Batoscelis*), Motschulsky, Bull. Mosc., xxxiv (i), 1861, p. 103.

Hab. Ceylon.

cribriceps, Chaudoir, *l. c.*, xxv (i), 1852, p. 86.

Hab. N. India.

discipennis (*Agonoderus*), Dejean, Spec., v, 1831, p. 815.

Hab. India, Simla.

oblongus (*Agonoderus*), Dejean, *l. c.*, p. 813.

Hab. India.

politus, Schmidt Goebel, Faun. Col. Birm., 1846, t. 2, f. 8 a.-d.

Hab. Burma.

porosus, Putzeys, Mém. Liège, xviii, 1862, p. 19, t. 1, f. 2-4.

Hab. India.

Div. **PTEROSTICHINI**:—Horn, Gen. Carab., p. 137.

Genus **CATADROMUS.**

- MacLeay, *Annul. Javan.*, 1825, p. 18 : Lacord., *Gen. Col.*, i, p. 321 : *Mun. Cat.*, p. 288.
tenebrioides (*Carabus*), Olivier, *Enc. Méth.*, v, 1790, p. 324; *id.*, *Ent.*, iii, 35, p. 17, t. 6, f. 67 : Dejean, *Spec.*, iii, p. 187 : Gray, Griffith, *Anim. Kingd.*, *Ins.* i, t. 12, f. 8 : Macleay, *Annul. Javan.*, p. 19, t. 1, f. 5,
Rajah (*Harpalus*), Wiedemann, *Anal. Ent.*, 1824, p. 7.
 Hab. Java [*Ind. Mus.*, Australia ?].

Genus **PTEROSTICHUS.**

- Bonelli, *Obs. Ent.* 1809, *tab. syn.* : Lacord., *Gen. Col.*, i, p. 400 : *Mun. Cat.* p. 317.
Adelosia, Stephens, *Cat. Brit. Ins.* (2 ed.), 1832.
Aello, Gozis, M. T. Schw. *Ent. Ges.*, vi, 1882, p. 297.
Agomodemus, Chaudoir, *Bull. Mosc.*, xi, 1838, p. 9.
Arachnoidius, Chaudoir, *l. c.*, p. 9.
Argutor (Megerle), Stephens, *Ill. Brit. Ent.*, i, 1828.
Argutoroidius, Chaudoir, *Ann. Soc. Ent. Belg.*, xix, 1876, p. 114.
Bothriopterus, Chaudoir, *Bull. Mosc.*, xi, 1838, p. 9.
Brachystylus, pt. Chaudoir, *l. c.*, p. 10.
Bryobius, Chaudoir, *l. c.*, p. 10.
Calopterus, Chaudoir, *l. c.*, p. 11.
Cenens, Chaudoir, *l. c.*, xxviii (3), 1865, p. 109.
Choporus, Latreille, *Règne. Anim.*, (2 ed.) iv, 1825, p. 396.
Cophorus (Ziegler), Stephens, *Ill. Brit. Ent.*, i, 1828 : Chaud., *l. c.*, *supra*, p. 1 .
Coscinopterus, Chaudoir, *l. c. supra*, p. 11.
Cryobius, Chaudoir, *l. c.*, p. 11.
Dysidius, Chaudoir, *l. c.*, p. 8.
Glyptopterus, Chaudoir, *l. c.*, p. 10.
Gonoderus, Motschulsky, *Bull. Mosc.*, xxxii, 1859, p. 149.
Haploocelus, Chaudoir, *Bull. Mosc.*, xi, 1838, p. 8.
Haptoderus, Chaudoir, *l. c.*, p. 10.
Hyporpes (Esch), Chaudoir, *l. c.*, p. 8.
Lianoc, Gozis, M. T. Schw. *Ent. Ges.*, vi, 1882, p. 298.
Lyperopherus, Motschulsky, *Mém. Ac. St. Petersb.*, v, 1846, p. 136.
Lyperosomus, Motschulsky.
Lyperus, Chaudoir, *Bull. Mosc.*, xi, 1838, p. 12.
Lyropedius, Seidlitz, *Fauna Baltica*, (2 ed.), 1837, p. 36.
Lyrothorax, Chaudoir, *l. c.*, *supra*, p. 9.
Melanius, Bonelli *Mém. Acad. Turin*, *tab. syn.*, 1809.
Myosodus, Fischer, *Ent. Imp. Russ.*, ii, 1823, p. 122.
Omasus (Ziegler), Stephens, *Ill. Brit. Ent.*, i, 1828.
Oreophilus, Chaudoir, *l. c. supra*, p. 9.
Orthomus, Chaudoir, *l. c.*, p. 8.
Parapedius, Seidlitz, *Fauna Baltica*, (2 ed.), 1837, p. 36.
Pedius, Motschulsky, *Bull. Mosc.*, xxxviii (4), 1865, p. 242.
Petrophilus, Chaudoir, *l. c. supra*, p. 9.
Phonias, Gozis, *Récherche*, 1886, p. 8.

Platypterus, Chaudoir, *l. c. supra*, p. 11.

Platysma, Bonelli, Obs. Ent., 1809, *tal. syn.* : Mun. Cat., p. 317.

Pledarus, Motschulsky, Bull. Mosc., xxxviii (4), 1865, p. 254.

Pseudocryobius, Motschulsky, Käfer Russl., 1850, 9.

Pseudoderus, Seidlitz, Fauna Baltica, (2 ed.), 1887, p. 36.

Pseudopedius, Seidlitz, *l. c.*, p. 36.

Pseudosteropus, Chaudoir, *l. c. supra*, p. 9.

Psychobius, Chaudoir, *l. c.*, p. 12.

Rhagadus, Motschulsky, Bull. Mosc., xxxviii (4), 1865, p. 261.

Steropus (Megerle), Stephens, Ill. Brit. Ent., i, 1828. Chaud., *l. c. supra*, p. 9.

[The above synonymy requires examination and revision.]

aneocupreus (*Platysma*), Fairmaire, Ann. Soc. Ent. Belg., xxxi, 1887, p. 95.

Hab. Yunnan.

birmanus (*Lowandrus*), Bates, Ann. Mus. Civ. Gen., (2s.) vii, 1889, p. 106.

Hab. Burma, Bhamo.

curtatus (*Euryperus*), Fairmaire, Ann. Soc. Ent. Fr., (6 a.) vi, 1886, p. 312.

Hab. Yunnan.

diversus (*Omasus*), Fairmaire, *l. c.*, p. 311.

Hab. Yunnan.

gagates (*Platysma*), Hope, Gray's Zool. Misc., 1831, p. 21.

Hab. Nepál.

latecosta (*Platysma*), Fairmaire, Ann. Soc. Ent. Belg., xxxi, 1887, p. 94.

Hab. Yunnan.

Yunnanus, (*Pterostichus*), Fairmaire, *l. c.*, p. 94.

Hab. Yunnan.

longinquus, Bates, Trans. Ent. S. Lond., 1873, p. 286.

Hab. Yangtse Valley, Japan.

Noguchii, Bates, *l. c.*, p. 286.

Hab. Yangtse Valley, Nagasaki.

simillimus, Fairmaire, Ann. Soc. Ent. Fr., (4s.) vi, 1886, p. 312.

Hab. Yunnan. ÷

piscescens (*Simodontus*), Chaudoir, Bull. Mosc., xlvi (3), 1873, p. 114.

Hab. ? Philippines? Australia.

Genus **RHATHYMUS.**

Dejean, Spec., v, 1831, p. 733 : Mun. Cat., p. 334 : Chaudoir, Bull. Mosc., liii (3), 1878, p. 7.

Rathymus, Dejean, *l. c. supra* : Lacord., Gen. Col., i, p. 329.

Selenidia, Motsch., Et. Ent., 1855, p. 45.

Strigia, Brullé, Hist. Nat. Ins., iv, 1840, p. 382 : Lacord., Gen. Col., i, p.

327 : Mun. Cat., p. 333.

ater, Chaudoir, Bull. Mosc., liii (2), 1878, p. 8.

Hab. India, Coromandel.

maxillaris (*Strigia*), Brullé, Hist. Nat. Ins., iv, 1840, p. 382, t. 15, f. 6 : Chaudoir, *l.c. supra*, p. 8.

Hab. India.

stigma, Fabr., Syst. Eleuth., i, 1801, p. 192 : (*Solenidia*) Motsch., Et. Ent., 1855, p. 45 : Chaudoir, Rev. Mag. Zool., (2s.) xxiii, 1872, p. 140 ; *id.*, Bull. Mosc., liii (3), p. 9.

? *suicatus*, Fabr. Ent. Syst. iv. App. 1794, p. 443.

Hab. India, Dekhan, Java.

Genus **LAGARUS.**

Chaudoir, Bull. Mosc., xi, 1838, p. 10.

? ? *Argutor*, Stephens, Ill. Brit. Ent., 1828 ; *teste*, Gozis, Recherche, p. 8.

? **impunctatus**, Bates, Ann. Mag. N.H., (5s.) xvii, 1886, p. 145.

Hab. Ceylon, Colombo.

Genus **ABACETUS.**

Dejean, Spec., iii, 1823, p. 193 : Lacord., Gen. Col., i, p. 315 : Mun. Cat., p. 295 : Chaudoir, Stettin. Ent. Zeit., 1859, p. 126 ; *id.*, *Monograph*, Bull. Mosc., xlii (i), 1869, p. 353.

Astygia, Rambur, Faun. Andal., 1842, p. 95.

Coelostomus, MacLeay, Annul. Javan., 1825, p. 23 : Lap. de Casteln., Hist. Nat. Ins., i, p. 123.

Dicaelindus, MacLeay, Annul. Javan., 1825, p. 18 : Schaum, Berlin. Ent. Zeits., vii, 1863, p. 86 : Chaud., Bull. Mosc., xlii (i), 1869, p. 356.

Distrigodæ, pt., Motsch., Bull. Mosc., xxxvii (4), 1864, p. 353 : Mun. Cat., p. 296.

Distrigus, Dejean, Spec., iii, 1823, p. 191 : Lacord., Gen. Col., i, p. 316 : Mun. Cat., p. 296.

ænigma, Chaudoir, *Mon.* Bull. Mosc., xlii (i), 1869, p. 358 : Fairm. Ann. Soc. Ent. Fr., 1888, p. 336.

Hab. Cochin China, Tonkin, Hongkong.

amplioollis, Bates, Ann. Mus. Civ. Gen., (2s.) vii, 1889, p. 106.

Hab. Burma, Katha, Teintso, Bhamo.

anomalus, Chaudoir, *Mon.*, p. 367.

Hab. Ceylon, Colombo.

antiquus (*Argutor*), Dejean, Spec., iii, 1823, p. 246 : Chaudoir, *Mon.*, p. 391.

picipes, Motsch., Bull. Mosc., xxxviii (4), 1865, p. 228 (*neo* MacLeay).

relinquens (*Argutor*), Walker, Ann. Mag. N.H., (3s.) ii, 1858, p. 204.

submetallicus (*Distrigus*), Nietner, *l.c.*, p. 177.

Hab. India, Coromandel, Ceylon, Colombo.

atratus (*Distrigus*), Dejean, Spec., iii, 1823, p. 194 : Chaud., *Mon.*, p. 358.

costatus (*Distrigus*), Nietner, Ann. Mag. N. H., (3s.) ii, 1858, p. 176.

Hab. Ceylon, Colombo.

impunctatus (*Distrigodæ*), Motsch., Bull. Mosc., xxxviii (4), 1864, p. 352 ; Chaudoir, *Mon.*, p. 386.

? *pallipes*, Chaudoir, *g. v.*

- rufulus* (*Distrigodes*), Motsch., *l.c.*, xxxviii (4), 1865, p. 327.
Hab. India, Burma.
- bisignatus*, Bates, *Ann. Mus. Civ. Gen.*, (2s.) vii, 1869, p. 105.
Hab. Burma, Bhamo, Shwegu.
- carinifrons*, Bates, *Ann. Mag. N.H.*, (5s.) xvii, 1886, p. 144.
Hab. Ceylon, Colombo.
- chalconus*, Chaudoir, *Mon.*, p. 384.
Hab. N. India.
- cordicollis*, Chaudoir, *Mon.*, p. 357.
Hab. India. Tranquebar; Ceylon, Galle.
- cyathoderus*, Chaudoir, *Mon.*, p. 373.
Hab. N. India.
- degener* (*Argutor*), Walker, *Ann. Mag. N.H.*, (3s.) ii, 1858, p. 204.
Hab. Ceylon.
- dejeanii* (*Distrigus*), Nietner, *l.c.*, p. 178 : Chaud., *Mon.*, p. 390.
flavipes (*Cnelostomus*), Motsch., *Bull. Mosc.*, xxxviii (4), 1865, p. 228.
Hab. India, Ceylon.
- dilatipes*, Chaudoir, *Mon.*, p. 383.
Hab. Siam.
- dorsalis* (*Astygis*), Motsch., *Bull. Mosc.*, xxxviii (4), 1865, p. 229 : Chaud., *Mon.*, p. 397.
? = *rufopiceus*, Nietner, *q. v.*
Hab. India, Tranquebar, Madura.
- felspathicus* (*Dicælidus*), MacLeay, *Annul. Javan.*, 1825, p. 19, t. 1, f. 6 : Schaum, *Berlin. Ent. Zeits.*, 1863, p. 86.
Hab. Java.
- femoralis* (*Distrigodes*), Motsch., *Bull. Mosc.*, xxxvii (3), 1864, p. 354 : Chaud., *Mon.*, p. 386.
Hab. India, Tranquebar.
- guttula*, Chaudoir, *Mon.*, p. 374.
Hab. Dekhan.
- haplosternus*, Chaudoir, *Bull. Mosc.*, liii (3), 1878, p. 25.
Hab. Siam, Bangkok.
- hirmocoelus*, Chaudoir, *Mon.*, p. 372.
Hab. Burma, Rangoon.
- impressicollis* (*Distrigus*), Dejean, *Spec.*, iii, 1828, p. 193 : Lap. de Casteln., *Hist. Nat. Ins.*, 1, p. 118 : Chaud., *Mon.*, p. 359.
Hab. India, Dekhan.
- leucotelus*, Bates, *Trans. Ent. S. Lond.*, 1873, p. 283.
Hab. Yangtse Valley, Nagasaki.
- lioderes*, Bates, *Ann. Mag. N. H.*, (5s.) xvii, 1886, p. 144.
Hab. Ceylon, Colombo.

- maculipes**, Chaudoir, *Mon.*, p. 384.
Hab. Burma, Martaban.
- marginicollis**, Chaudoir, *Mon.*, p. 359.
Hab. Burma, Pegu, Rangoon.
- Nietnerii**, Chaudoir, *Mon.*, p. 392.
aeneus (*Distrigus*), Nietner, Ann. Mag. N. H., (3s.) ii, 1858, p. 177 : (*nec*,
Dejean).
Hab. Ceylon, Colombo.
- pallipes**, Chaudoir, *Mon.*, p. 386.
? = *bipunctatus*, Motschulsky, *q. v.*
Hab. Burma, Martaban.
- picipes** (*Coelostomus*), MacLeay, Annul. Javan, 1825, p. 24 : Hope, Col. Man., ii,
t. 3 f. a. d. (*nec* Motsch.) : Lap. de Casteln., Hist. Nat. Ins., i, p. 123.
Hab. India.
- picticornis**, Chaudoir, Bull. Moec., liii (3), 1878, p. 27.
Hab. Middle China.
- politus**, Chaudoir, *Mon.*, p. 368.
Hab. India, Dekhan.
- politulus**, Chaudoir, *Mon.*, p. 369.
Hab. Burma, Rangoon.
- promptus** (*Distrigus*), Dejean, Spec., iii, 1828, p. 195 : Chaud., *Mon.*, p. 370.
Hab. India, Coromandel.
- quadricollis**, Chaudoir, *Mon.*, p. 382.
Hab. Burma, Martaban.
- quadriguttatus**, Chaudoir, *Mon.*, 387 : Bates, Ann. Mag. N. H., (5s.) xvii, 1886, p. 143.
Hab. Ceylon, Kandy.
- quadrimaculatus**, Chaudoir, *Mon.*, p. 380.
Hab. N. India.
- quadrinotatus**, Chaudoir, *Mon.*, p. 388.
Hab. Bengal.
- reflexus**, Chaudoir, *Mon.*, p. 358.
Hab. N. India.
- rufopiceus** (*Distrigus*), Nietner, Ann. Mag. N. H., (3s.) ii, 1858, p. 177 : Chaud.,
Mon., p. 398.
Hab. Ceylon.
- rufotestaceus**, Chaudoir, *Mon.*, p. 398.
Hab. Dekhan.
- siamensis**, Chaudoir, Bull. Mosc., liii (3), 1878, p. 26.
Hab. Siam, Bangkok.

Genus **CHLAEMINUS**.

- Motsch., Bull. Mosc., xxxvii (4), 1864, p. 351 : Mun. Cat. p. 229 : Chaud., *Monograph*,
Bull. Mosc., xlii (i), 1869, p. 401.
Distrigodes, pt, Motschulsky, *l. c. supra*, p. 363.

- biguttatus**, Motsch., Bull. Mosc. xxxvii (4), 1864, p. 351 : Chaud., *Mon.*, p. 401.
Hab. India, Dekhan, Tranquebar, Burma, Martaban.
- biplagiatus**, Chaudoir, *Mon.*, p. 402.
Hab. Burma, Rangoon.
- cruciatu8**, Chaudoir, *Mon.*, p. 403.
Hab. Bengal.
- navoguttatus** (*Distrigodes*), Motsch., Bull. Mosc., xxxvii (4), 1864, p. 354 : Chaud., *Mon.*, p. 404.
Hab. Burma.
- quadriplagiatus**, Chaudoir, *Mon.*, p. 403.
Hab. Dekhan.

Genus **HOLCONOTUS.**

- Chaudoir, Rev. Mag. Zool., (3s.) iv, 1876, p. 352.
- ferrugineus** (*Abacetus*), Chaudoir, Bull. Mosc., xli (2), 1869, p. 399: Schmidt Goebel, Faun. Col. Birm., t. 2, f. 6.
Hab. Burma, Siam.

Genus **AULACOCOELIUS.**

- Chaudoir, Bull. Mosc., xlii (2), 1869, p. 405.
- isopleurus** Chaudoir, *l.c.*, p. 406.
Hab. ? N. Australia, ? Philippinea, Luzon.

Genus **POECILUS.**

- Bonelli, Obs. Ent., 1809, tab. syn : Læcord., Gen. Col., i, p. 402 ; Mun. Cat., p. 300 : Chaudoir, L'Abeille, xiv, 1876, p. 1-64.
- Ancholens*, subg., Chaudoir, L'Abeille, xiv, 1876, p. 45.
- Biennidus*, Motschulsky, Bull. Mosc., xxxviii (4), 1865, p. 251.
- Brachystylus*, pt, Chaudoir, Bull. Mosc., xi, 1838, p. 10.
- Carenostylus*, Chaudoir, *l.c.*, p. 8.
- Chlaenioidius*, Chaudoir, Bull. Mosc., xxxviii (3), 1865, p. 110.
- Cyclomus*, Chaudoir, Bull. Mosc., xi, 1838, p. 8.
- Derrus*, Motschulsky, Käfer Russl., 1850, p. 50 ; *id.*, Bull. Mosc., xxxvii (4), 1865, p. 255.
- Sogines*, (Leach) Stephens, Ill. Brit. Ent., 1828 : Chaud., Bull. Mosc., xi, p. 8.
- Trirammatus*, Chaudoir, Bull. Mosc., xi, 1838, p. 8 : Motsch., *l.c.*, xxxviii (4), 1865, p. 252.
- caprea**, Linn., Faun. Suec., 1746, No. 801 : Dejean, Spec., iii, p. 207 : for *syn. vide* Mun. Cat., p. 301.
Hab. Europe, N. Africa, Asia Minor, Persia, Japan, Canton (*Putzoys*).
- indicus** (*Sogines*), Motschulsky, Bull. Mosc., xxxviii (4), 1865, p. 257.
Hab. N. India.

Genus **TROPIDOCERUS.**

Chaudoir, Bull. Mosc., liii (3), 1873, p. 9.

indicus, Chaudoir, *l.c.*, p. 13.

Hab. N. India.

Genus **MOLOPS.**

Bonelli, Obs. Ent. i, 1809, *tab. syn.*; Mun. Cat., p. 332 : Kraatz, Deutsche Ent. Zeits., 1875, p. 369.

plififerus, Bates, Proc. Zool. S. Lond., 1878, p. 718.

Hab. India, Murree [*Ind. Mus.*, type].

Genus **AEPSERA.**

Chaudoir, Bull. Mosc., xlviil (i), 1874, p. 28.

ferruginea, Chaudoir, *l.c.*, p. 30.

Hab. Burma.

Genus **AMARA.**

Bonelli, Obs. Ent., 1809, *tab. syn.* : Lacord., Gen. Col., i, p. 332 : Mun. Cat., p. 347 : Putzeys, *Monograph*, L'Abeille, 1871, p. 100.

Aerodon, Zimmermann, Gistl's Faunus, i, 1832, p. 40 : Mun. Cat., p. 344.

Amaroelia, Motschulsky, Et. Ent., 1862, p. 4.

Amathitis, Zimmermann, *l.c. supra*, p. 39 ; Mun. Cat., p. 342.

Bradytus, Stephens, Ill. Brit. Ent., i, 1828, p. 181 : Mun. Cat., p. 338.

Celia, Zimmermann, *l.c. supra*, p. 18 : Mun. Cat., p. 344.

Cyrtotonotus (*Cyrtotonotus*), Stephens, *l.c. supra*, p. 188 : Mun. Cat., p. 339 : Bates, Biol. Centr. Amer., Col., i (i), p. 76.

Isopterus, pt, Kirby, Faun. Boreal. Amer., iv, 1837, p. 34.

Licoonemis (*Licoonemis*), Zimmermann, *l.c. supra*, p. 38 : Mun. Cat., p. 342.

Loirus, Zimmermann, *l.c. supra*, p. 17 (= *Cyrtotonotus*).

Peroosia, Zimmermann, *l.c. supra*, p. 18 : Mun. Cat., p. 337.

Triasana, Leconte, Ann. Lyc. N. York, iv, 1848, p. 265.

ambigena, Bates, Proc. Zool. S. Lond., 1878, p. 716.

Hab. N. W. Himálaya, Pangong Valley [*Ind. Mus.*, type].

**radiola* (*Amathitis*), Bates, *l.c.*, p. 717.

Hab. north of Kuenluen [*Ind. Mus.*, type].

**hamidunya*, Bates, *l.c.*, p. 716.

Hab. Pámír [*Ind. Mus.*, type].

compactus (*Bradytus*), Bates, Proc. Zool. S. Lond., 1878, p. 49.

Hab. India, Murree [*Ind. Mus.*, type].

darjelingensis, Putzeys, Stettin Ent. Zeit., xxviii, 1877, p. 102.

Hab. Darjiling.

* *trivola* (*Licoonemis*), Bates, Proc. Zool. S. Lond., 1878, p. 717.

Hab. ? Yarkand, or E. slopes Pámír [*Ind. Mus.*, type].

himalaica (*Licoonemis*), Bates, *l. c. supra*, p. 716.

Hab. India, Ladák [*Ind. Mus.*, type].

- indica* (*Lioconis*), Putzeys, Mém. Liège, 1866, p. 216.
Hab. N. India.
- * *kuenlunensis* (*Amathitis*), Bates, *l. c. supra*, p. 717.
Hab. Sanju [*Ind. Mus.*, type].
- mitens* (*Cyrtotus*), Putzeys, Et. a. l. Amara, 1866, p. 234.
Hab. Manchuria, Japan, N. China, Szechuen.
- * *pamirensis* (*Cyrtotus*), Bates, Proc. Zool. S. Lond., 1878, p. 717.
Hab. Pámir [*Ind. Mus.*, type].
- * *tartariae* (*Lioconis*), Bates, *l. c. supra*, p. 716.
Hab. Between Yangihissar and Sirikol [*Ind. Mus.*, type].
- ? *yunnaana*, Fairmaire, Ann. Soc. Ent. Belg., xxxi, 1887, p. 95.
Hab. China.

Genus DRIMOSTOMA.

- Dejean, Spec., v. 1831, p. 745 : Lacord., Gen. Col., i, p. 313 : Mun. Cat., p. 294 :
Chaudoir, *Monograph*, Ann. Soc. Ent. Belg., xv, 1872, p. 9.
- rectangulum*, Chaudoir, Ann. Soc. Ent. Belg., xv, 1872, p. 11 : Bates, Ann. Mus.
Civ. Gen., (2 s.) vii, 1889, p. 106.
Hab. Java, Burma, Shwegu, Teintso, Bhamo.

Genus STOMONAXUS.

- Motschulsky, Etudes Entomologiques, 1859, p. 34.
Diceromerus, Chaudoir, Ann. Soc. Ent. Belg., xv, 1872, p. 15.
- Chaudoir (*Diceromerus*), Fleutiaux, Ann. Soc. Ent. Fr., (6 s.) vii, 1887, p. 60.
Hab. Annam, Hué.
- orientalis* (*Stomonaxus*), Motsch., Et. Ent., 1859, p. 35 : Chaudoir (*Diceromerus*),
Ann. Soc. Ent. Belg., xv, 1872, p. 15.
Hab. India, Tranquebar, Ceylon, Dikoya (*Bates*).
- striaticollis*, Dejean, Spec., v, 1831 p. 747 : Chaud., Ann. Soc. Ent. Belg., xv, 1872,
p. 13.
ceylanicum (*Drimostoma*), Nietner, Ann. Mag. N. H., (3 s.) ii, 1858, p. 178.
? *marginale* (*Drimostoma*), Walker, Ann. Mag. N. H., (3 s.) iii, 1859, p. 51 :
Bates, *id.*, (5 s.) xvii, 1886, p. 212.
rufipes (*Drimostoma*), Bohem., Freg. Eug. Resa, Col., 1858, p. 3.
? *sculptipennis* (*Stomonaxus*), Motsch., Et. Ent., 1859, p. 35, t. 1, f. 6.
Hab. India, Ceylon, Hong-Kong, Japan, Senegal.
- LICININI:—Lacord., Gen. Col., i, p. 231 : Horn, Gen. Carab., p. 139 : Leconte &
Horn., Class. Col., 1883, p. 32.

Genus RHEMBUS.

- Latreille, Ic. Col. Eur., i, 1822, p. 85 : Mun. Cat., p. 238 : Laferté, Ann. Soc. Ent.
Fr., (2 s.) ix, 1851, p. 278.
? *Diplocheila*, Brullé, Hist. Nat. Ins., Col., i, 1834, p. 407 : Horn, Bull.
Brookl. Ent. Soc. iii, 1880, p. 52.
Rembus, Latr., *l. c. supra* : Lacord., Gen. Col., i, p. 233 : Laferté.
Symphysus, Nietner, Ann. Mag. N. H., (3 s.) ii, 1858, p. 180,

- elongatus*. Bates, Trans. Ent. S. Lond., 1873, p. 256.
Hab. Yangtse Valley, Japan.
- impressus* (*Carabus*), Fabr., Ent. Syst. Suppl., 1798, p. 57 ; Syst. Eleuth., i, p. 189 :
Dejean, Spec., ii, p. 383.
Hab. India.
- latifrons*, Dejean, Spec. v, 1831, p. 679.
Hab. India.
- opacus*, Chaudoir, Bull. Mosc., xxv (i), 1852, p. 67.
Hab. Japan China, ? India, Java.
- positus* (*Carabus*), Fabr., Ent. Syst., i, 1792, p. 146 ; Syst. Eleuth., i, p. 189 : Dejean,
Spec., ii, p. 381 : Lap. de Casteln., Hist. Nat. Ins., Col. i, p. 133.
Hab. India, [*Ind. Mus.*, Bengal, Sahibganj].
- unicolor*, Nietner, Ann. Mag. N. H., (3 s.), ii p. 1858, p. 180.
Hab. Ceylon.
- zealandicus*, Bedtenb, Beise Novara, Col., 1867, p. 10, t. 1, f. 5 : Bates, Trans.
Ent. S. Lond., 1873, p. 256.
Hab. Formosa, Yangtse Valley, Japan, ? New Zealand.

Genus **BADISTER.**

- Clairville, Ent. Helv., ii, 1806, p. 90 : Brullé, Hist. Nat. Ins., Col., i, 1834, p. 403 :
Lacord., Gen. Col., i, p. 234 : Mun. Cat., p. 239 : Laferté, Ann. Soc. Ent. Fr., (2 s.)
ix, 1851, p. 285 : Leconte, Trans. Amer. Ent. S., viii, p. 165 ; *id.*, Bull. Brookl.
Ent. S., v, 1882, p. 7.
Amblychus, Gyllenhal, Ina. Suec., ii, 1810, p. 74.
Baudia, Ragusa, Nat. Sicil., vii, 1884, p. 3.
Trimorphus, Stephens, Cat. Brit. Ins., 1829, p. 405.
- rubidicollis*. Wiedemann, Zool. Mag., ii (i), 1822, p. 53.
Hab. Bengal.
- thoracticus*. Wiedemann, *l. c.*, p. 57.
Hab. India.

Genus **ECCOPTOGENIUS.**

- Chaudoir, Bull. Mosc., xxv (i), 1852, p. 72 : Lacord., Gen. Col., i, p. 320 : Mun.
Cat., p. 297.
- moestus*, Chaudoir, *l. c. supra*, p. 74 : Bates, Ann. Mag. N. H., (5 s.) xvii, p. 212.
? *retinens*, Walker, Ann. Mag. N. H., (3 s.) iii, 1859, p. 51.
Hab. N. India, Ceylon.

Genus **DIROTUS.**

- MacLeay, Annul. Javan., 1825, p. 16 : Lacord., Gen. Col., i, p. 312 : Mun. Cat.,
p. 294 : Lap. de Casteln., Hist. Nat. Ins., i, p. 133.
- subiridescens*, MacLeay, Annul. Javan., 1825, p. 16 : Hope, Col. Man., ii, t. 2, f.
1. a-c.
Hab. Java,

PLATYINI.—Horn, Gen. Carab., p. 141 : Leconte & Horn, Class. Col., p. 33 : (*Anohomenini*) Bates, Biol. Centr. Amer., Col., ii., p. 91.

Horn forms three sub-divisions :—*Platyni* (*Calathus*, *Pristonychus*), *Masorei*, and *Perigoni*.

Genus **SPHODRUS**.

Clairville, Ent. Helv., ii, 1806, p. 88 : Brullé, Hist. Nat. Ins. Col., i, 1834, p. 310 : Lacord., Gen. Col., i, p. 340 : Mun. Cat., p. 356 : Motsch., Bull. Mosc., xxxvii (3), 1864, p. 314 *tab. syn.*

? *brunnens*, Hope, Gray's Zool, Misc., 1831, p. 21.

Hab. Nepál.

cordicollis, Motschulsky, Bull. Mosc., xxxvii (3), 1864, p. 315.

Hab. Circassia, Georgia, India [Ind. Mus., ? var. Murree].

indus, Chaudoir, Bull. Mosc., xxv (i), 1852, p. 67.

Hab. N. W. Himálaya [? Ind. Mus. Murree].

Genus **EULEPTUS**.

Klug, Bericht über Madagasc. Ins., 1833, p. 9 : Lacordaire, Gen. Col., i, 1854, p. 353.

oderus, Chaudoir, Bull. Mosc., xxiii (2), 1850, p. 365.

Hab. Himálaya.

Genus **FEANUS**.

Bates, Ann. Mus. Civ. Gen., (2 s.) vii, 1889, p. 107.

spinipennis, Bates, *l. c.*, p. 108.

Hab. Burma, Bhamo, Teinteo.

Genus **ONYCHOLABIS**.

Bates, Trans. Ent. S. Lond., 1873, p. 329.

sinensis, Bates, *l. c.*, p. 329.

Hab. Yangtse Valley.

Genus **CALATHUS**.

Bonelli, Obs. Ent., *tab. syn.*, 1809 : Dejean, Spec., iii, p. 62 : Brullé, Hist. Nat.

Ins. Col., i, 1834, p. 303 : Lacord., Gen. Col., i, p. 342 : Gautier, MT. Schw. Ent.

Gea., ii, 1867, p. 236 : Putzeys, *Monograph*, Ann. Soc. Ent. Belg., xvi, 1873, p. 19 :

Mun. Cat., p. 360 : Leconte, Proc. Acad. Phil., vii, 1854, p. 86 ; *ib.*, 1860, p. 317.

Odontomya, Stephens, Cat. Brit. Ins., 1829, p. 28 ; *ib.*, Man. Brit. Col., p. 28.

Pristodactyla, Dejean, Spec., iii, 1828, p. 82 : Lacord., Gen. Col., i, p. 343.

Pristosia, Motschulsky, Bull. Mosc., xxxvii (3), 1864, p. 311 : Mun. Cat.

p. 360.

aneocarpus, Fairmaire, Ann. Sc. Ent. Fr., (6 s.) vi, 1886, p. 314.

Hab. Yunnan.

cathalous (*Pristodactyla*), Bates, Trans. Ent. S. Lond., 1873, p. 330.

Hab. Fuchau.

- cydodera* (*Pristodactyla*), Bates, l. c., p. 273.
Hab. Fuchau, Japan.
- crenatus*, Putzeys, Ann. Soc. Ent. Belg., xvi, 1873, p. 82.
Hab. N. India.
- Delevayii*, Fairmaire, l. c., xxxi, 1887, p. 96.
Hab. Yunnan.
- falsicolor*, Fairmaire, Ann. Soc. Ent. Fr., (6 s.) vi, 1886, p. 315.
Hab. Yunnan.
- Kollarii*, Putzeys, Ann. Soc. Ent. Belg., xvi, 1873, p. 72.
angustatus, Redtenb., Hügel's Kaschmir, iv (2), 1844, p. 500 (*nom. pracoc.*)
Hab. India.
- lateritius*, Fairmaire, Ann. Soc. Ent. Fr., (6 s.) vi, 1886, p. 314.
Hab. Yunnan.
- pectiniger*, Putzeys, Ann. Soc. Ent. Belg., xvi, 1873, p. 86.
Hab. N. India.
- piceus* (*Pristosia*), Motschulsky, Bull. Mosc., xxxvii (3), 1864, p. 312 : Putzeys, Ann. Soc. Ent. Belg., xvi, 1873, p. 91.
Hab. India.

Genus PRISTONYCHUS.

- Dejean, Spec., iii, 1828, p. 43 : Chaudoir, Bull. Mosc., xxiii (2), 1850, p. 379 ; Lacord., Gen. Col., i, p. 341 : Mun. Cat., p. 358 : Schaufuss, *Monograph*, SB. Nat. Ges. 'Isis,' xlii, 1865, p. 139 : Chaudoir, Bull. Mosc., xxiii (i), 1850, p. 379.
- Cryptotrichus*, Schaufuss, *Monograph*, 1865, p. 110 : Mun. Cat. p. 355.
- Cryptowenus*, Motsch., Bull., Mosc., xxxvii, (3), 1864, p. 314.
- Ctenipes*, Latreille *Régne Anim.*, (2 ed.) iv, 1829 p. 400.
- { *Lamostenus*, Bedel, Ann. Soc. Ent. Fr., (5s) vii, 1877, p. 250.
- { *Lamosthenes*, Bonelli, *Mém. Ac. Turin*, 1809, *tab. syn.* ; Mun. Cat., p. 355.
- Platynomerus*, Faldermann, *Faun. Ent. Transc.*, i, 1835, p. 45 : Mun. Cat., p. 354.
- discoceus*, Fairmaire, Ann. Soc. Ent. Belg., xxxi, 1887, p. 95.
Hab. Yunnan.
- spitifer*, Schaufuss, S. B. Nat. Ges. 'Isis,' 1862, p. 66 ; *ib.*, Mon., 1865, p. 176.
Hab. Himalaya.

Genus PLATYNUS.

- Bonelli, *Obs. Ent.*, i, 1809, *tab. syn.* : Motsch., Bull. Mosc., xxxvii (3), 1864, p. 316 : Mun. Cat., p. 366 : Leconte, *Proc. Acad. Phil.*, vii, 1854, p. 39 : Bates, *Trans. Ent. S. Lond.*, 1873, p. 278 ; *ib.*, *Biol. Centr. Amer. Col.*, i (i), p. 91 : Leconte, *Bull. Brookl. Ent. S.*, ii, 1879, p. 43.
- Agonozythos*, Motsch., Bull. Mosc., xxxvii (3), 1864, p. 317.
- Agonothorax*, Motsch., l. c., p. 317.
- Agonum*, Bonelli, *Mém. Ac. Turin.*, 1813 *tab. syn.*
- Anchodemus*, Motsch., Bull. Mosc., xxxvii (3), 1864, p. 317.
- Anchomenus*, pt., Bonelli, *Mém. Ac. Turin.*, 1813, *tab. syn.* : Lacord., *Gen. Col.*, i, p. 349.

- Anchus*, Leconte, Proc. Ac. N. Sci. Phil., vii, 1854, p. 38.
Batens, Motsch., Bull. Mosc. l. c. *supra*, p. 317 *ined.* ?
Clibanarius, Gozis, M. T. Schw. Ent. Ges., vi, 1882, p. 295.
Dolichodes, Motsch., l. c. *supra*, p. 317.
Europhilus (Chaudoir) : Motsch. l. c. p. 317 : *ined.* ?
Limodromus (Eschsch.), Motsch., l. c. p. 317, 318.
Oxytelaphus, Chaudoir, Bull. Mosc., xvi, 1843 p. 415.
Promacoptera, Dejean, Spec., v., 1831, p. 443 ; Lacord., Gen. Col., f, p. 131 : Mun. Cat., p. 143.
Rhadine, Leconte, Ann. Lyc. Nat. Hist. New York, 1848, p. 218.
Rhytiderus, Chaudoir, Bull. Mosc., xvii (3), 1844, p. 470.
Tanytola, Motsch., Bull. Mosc., xxxvii (3), 1864, p. 317.
[*Anohomenus* (*Bonelli*), Bates (Biol. Centr. Amer., Col., i (i), p. 93, should apparently be separated].
- æneotinctus** (*Anohomenus*), Bates, Trans. Ent. S. Lond., 1873, p. 330.
Hab. Fuchau.
- amaroides** (*Calathus*), Putzeys, Stettin. Ent. Zeit., xxxviii, 1877, p. 103.
Hab. Darjiling.
- ceylonicus** (*Agonothorax*), Motschulsky, Et., Ent., viii, 1859, p. 36.
Hab. Ceylon, Dikoya (*Bates*).
- chinensis**, Bohemann, Freg. Eug. Resa, Col., 1858, p. 15.
Hab. China.
- Daimio** (*Anohomenus*), Bates, Trans. Ent. S. Lond., 1873, p. 279.
Hab. China, Fuchau, Japan.
- illocatus** Walker, Ann. Mag. N. H., (3s.) ii, 1858, p. 203 : Bates (*Anohomenus*), *ib.*, (5s.) xvii, 1886, p. 146.
degener (*Argutor*), Walker, l. c. *supra*, p. 204.
Hab. Ceylon, Nuwara Eliya.
- iridens** (*Anohomenus*), Bates, Trans. Ent. S. Lond., 1873, p. 329.
Hab. Hongkong.
- * **ladakensis**, Bates, Proc. Zool. S. Lond., 1878, p. 718.
Hab. Pámir, Pankong Valley, Tangtze, [*Ind. Mus.*, type].
- laetus**, Erichson, Nov. Acta Leop. Car., 1834, Suppl., p. 222, t. 37. f. 2.
Hab. Philippines.
- limbaticollis**, Gemm. & Har., Mun. Cat., p. 373.
limbatus, Bohem., Freg. Eug. Resa, Col., 1858, p. 15 (*nov. Say*).
Hab. China.
- luciopterus**, Chaudoir, Bull. Mosc., xxvii (i), 1854, p. 136.
Hab. N. India.
- magnus** (*Anohomenus*), Bates, Trans. Ent. S. Lond., 1873, p. 278.
Hab. Yangtze Valley, Shanghai, Japan.
- marginalis** (*Lebia*), Wiedemann, Zool. Mag., ii (i), 1823, p. 60. (? *Anohomenus*) : (*Promacoptera*) Lap. de Casteln., Hist. Nat. Ins., i. p. 54 :
Hab. Bengal.

- nucens* (*Anachomus*), Fairmaire, Ann. Soc. Ent. Belg. xxxi, 1887, p. 96.
Hab. Yunnan.
- orbicollis* (*Agonocyrthes*), Motsch., Bull. Mosc., xxxvii (3), 1864, p. 323.
Hab. Hongkong.
- placidulus* (*Agonum*), Walker, Ann. Mag. N. H., (3s) ii, 1858, p. 203.
Hab. Ceylon.
- politicatus*, Bates, Proc. Zool., S. Lond., 1873, p. 719.
Hab. India, Murree (Panjab) [*Ind. Mus.*, type].
- protensus* (*Dyscolus*), Morawitz, Beitr. Käferf. Jesso, 1863, p. 42 : Bates, Trans. Ent. S. Lond., 1873, p. 278.
Hab. China, Japan.
- scintillans*, Bohem., Freg. Eug. Resa, Col., 1858, p. 16.
Hab. Hongkong.
- semicupreus* (*Agonum*), Fairmaire, Ann. Soc. Ent. Belg. 1887, p. 97.
Hab. Yunnan.

Genus DICRANONCUS.

- Chaudoir, Bull. Mosc., xxiii (2), 1850, p. 392 ; Lacord., Gen. Col., i, p. 358 : Mun. Cat., p. 384 : Chaudoir, Ann. Soc. Ent. Fr., (5s.) viii, 1878, p. 277.
Loxorepis, Brullé, Hist. Nat. Ins. Col., i, 1834, p. 325 (*nec* Eschsch) : Motsch., Bull. Mosc., xxxvii (4), 1864, p. 309.
- amabilis*, Chaudoir, Ann. Soc. Ent. Fr., (3s.) ix, 1859, p. 350 note ; *id.*, (5s.) viii, 1878, p. 277.
ruficeps (*Loxorepis*), Brullé (*nec* MacLeay), Hist. Nat. Ins., Col., i, 1834, p. 325, t. 12, f. 2.
Hab. N. India, Java.
- etnotipennis*, Chaudoir, Ann. Soc. Ent. Fr., (5s.) viii, 1878, p. 278.
Hab. Ceylon, Hongkong.
- femoralis*, Chaudoir, Bull. Mosc., xxiii (2), 1850, p. 393 : *id.*, Ann. Fr., *l.c. supra*, p. 277 : Bates, Trans. Ent. S. Lond., 1873, p. 278.
coelestinus (*Loxorepis*), Motsch., Bull. Mosc. xxxvii (3), 1864, p. 310.
Hab. Bengal, Simla, Burma, Japan (*Lewis*).

Genus MENERA.

- Motschulsky, Et. Ent., 1859, p. 32.
quadridens, Motschulsky, *l.c.*, p. 32.
Hab. Java.

Genus COLPODES.

- MacLeay, Annul. Javan., 1825, p. 17 : Lacord., Gen. Col., i, p. 361 : Mun. Cat., p., 381 : Chaudoir, Ann. Soc. Ent. Fr., (3s.) ix, 1859, p. 287 ; *id.*, *Monograph, l.c.*, (5s.) viii, 1878, p. 278 : Bates, Biol. Centr. Amer., Col., i (i), p. 100.
Atropus, Motschulsky, Bull. Mosc., xxxvii (3), 1864, p. 306 (*nec* Guérin).
Dyscolus, Dejean, Spec., v, 1831, p. 437 : Chaudoir, Bull. Mosc., xxiii (2), 1850, p. 381 : Lacord., Gen. Col., i, p. 356.

- Loxocrepis*, Eshesch., Zool. Atlas, ii, 1829, p. 6 : Lacord., Gen. Col., i, p. 362.
- Metallosomus*, Motschulsky, Bull. Mosc., xxxvii (3), 1864, p. 304.
- Omiastus*, Motschulsky, *l.c.*, p. 306.
- Ophryodaactylus*, Chaudoir, *l.c.*, xxiii (2), 1850, p. 382.
- Paranomus*, Chaudoir, *l.c.*, p. 383.
- Plourosoma*, Guérin, Mag. Zool., vi, 1844, t. 136.
- Scaphiodaactylus*, Chaudoir, Bull. Mosc., xi, 1838, p. 20.
- Stenocnemus*, Mannerheim, Bull. Mosc., x, 1837, p. 29.
- abropoides**, Chaudoir, *Mon.*, *l.c. supra* p. 361.
Hab. Philippines.
- aenelpennis** (*Dyscolus*), Dejean, Spec., v, 1831, p. 441 ; Chaudoir, *Mon.*, p. 333.
Hab. Java.
- aenescens**, Chaudoir, *Mon.*, p. 368.
Hab. N. India.
- amoenus**, Chaudoir, Ann. Soc. Ent. Fr., (3s.) ix, 1859, p. 327 ; *Mon.*, p. 367.
splendens, Morawitz, Bull. Acad. Petrop., v, 1863, p. 324.
Hab. N.-W. India, Ceylon, Dikoya (Bates), Java, Philippines, Japan.
- apicajis**, Chaudoir, *Mon.*, p. 367.
Hab. Philippines.
- baconii**, Chaudoir, *Mon.*, p. 311.
Hab. Bengal.
- bengalensis**, Chaudoir, *Mon.* p. 312.
Hab. Bengal.
- bipars** (*Lobis*), Walker, Ann. Mag. N. H., (3s.) ii, 1858, p. 203 : Bates, *id.*, (5s.) xvii, 1886, p. 148.
Hab. Ceylon.
- ? **bispinus** (*Euplynes*), Motschulsky, Et. Ent., 1859, p. 33.
Hab. Java.
- brunneus**, MacLeay, Annul. Javan., 1825, p. 17, t. 1, f. 3 : Gray, Griffith Anim. Kingd. Ins., i, t. 15, f. 3 : Lap. de Casteln., Hist. Nat. Ins., i, p. 57.
Hab. Java.
- Buchanani**, Hope, Gray's Zool. Misc., 1831, p. 21 : Lap. de Casteln. *l.c.*, *supra*, p. 57.
Hab. Nepal.
- ceclopterus**, Chaudoir, *Mon.*, p. 368.
Hab. Shanghai.
- ceruralis**, Chaudoir, *Mon.*, p. 376.
Hab. India, Malabar.
- Dohrnii**, Nietner, Ann. Mag. N. H. (3s.), ii, 1858, p. 429 ; Chaudoir, *Mon.*, p. 375.
Hab. Ceylon, Colombo, Pusilawa.
- Hardwickii**, Hope, Gray's Zool. Misc., 1831, p. 21 : Lap. de Casteln., Hist. Nat. Ins. i, 1850, p. 57.
Hab. Nepal.

- hirsmoecolus**, Chaudoir, *Mon.*, 365.
Hab. N. India.
- incertus**, Chaudoir, *Mon.*, p. 369.
? = *Buchanani*, Hope, *supra cit.*
Hab. India.
- iteratus**, Bates, Ann. Mag. N. H., (5s.) xvii, 1886, p. 149.
Hab. Ceylon, Dikoya, Nuwara Eliya.
- japonicus**, (*Tanystola*), Motsch., Et. Ent., 1860, p. 9: ? Morawitz, Bull. Acad. St. Petersb., v, 1863, p. 324: Bates, Trans. Ent. S. Lond., 1873, p. 277.
Hab. Japan, China.
- lampriodes**, Bates, Ann. Mag. N. H., (5s.) xvii, 1886, p. 147.
Hab. Ceylon, Hadley, Dikoya.
- luzonicus**, Chaudoir, *Mon.*, 366.
Hab. Philippinae.
- nigriclops** (*Loxocrepis*), Motschulsky, Bull. Mosc., xxxvii (3), 1864, p. 310.
Hab. India.
- nilgherriensis**, Chaudoir, *Mon.*, p. 301.
Hab. India, Nilgiris, Malabar.
- obscuritarsis**, Chaudoir, *Mon.*, p. 375.
Hab. Burma, Rangoon.
- olivius**, Bates, Trans. Ent. S. Lond., 1873, p. 331.
Hab. Hongkong.
- ovalloeps**, Bates, Proc. Zool. S. Lond., 1878, p. 719.
Hab. India, Murree [*Ind. Mus.*, type].
- parallelus**, Chaudoir, Ann. Soc. Ent. Fr., (5s.) ix, 1869, p. 326; *Aron.*, p. 366.
Hab. Sumatra.
- plagioderus**, Chaudoir, *Mon.*, p. 374.
Hab. India.
- repletus**, Bates, Ann. Mag. N. H., (5s.) xvii, 1886, p. 148.
Hab. Ceylon, Bogawantalawa.
- retusus**, Bates, *l.c. supra*, p. 148.
Hab. Ceylon, Kandy.
- rotundatus**, Chaudoir, *Mon.*, p. 302.
Hab. Nilgiris, Malabar.
- ruficeps** (*Lamprias*), MacLeay, Annu. Javan., 1825, p. 25: (*Loxocrepis*), Eschsch., Zool. Atlas, ii, p. 6, t. 8, f. 3: Gray, Griffith's Anim. Kingd., Ins., i, 1832, t. 19, f. 1: Chaudoir, Ann. Soc. Ent. Fr., (3 s.) ix, 1869, p. 348; *id.*, *Mon.* p. 376: Bates, Trans. Ent. S. Lond., 1883, p. 263; *id.*, Ann. Mag. N. H., (5 s.) xxii, p. 147.
Hab. India, Java, Sumatra, Philippines [*Ind. Mus.*, Calcutta, Sikkim].
- rufitarsis** (*Dyscolus*), Chaudoir, Bull. Mosc., xxiii (2), 1850, p. 385; Ann. Soc. Ent. Fr., (3 s.) ix, 1869, p. 351; *Mon.*, p. 375.
Hab. Singapur, Sumatra.

- saphyrinus**, Chaudoir, *Mon.*, p. 366.
Hab. Penang, Tonda.
- saphyripennis**, Chaudoir, *Mon.*, p. 334.
Hab. India.
- semiaeneus**, Fairmaire, Ann. Soc. Ent. Fr., (6 s.) vi, 1886, p. 315.
Hab. Yunnan.
- semistriatus**, Chaudoir *Mon.*, p. 365.
Hab. N. India.
- amaragdipennis**, Chaudoir, Ann. Soc. Ent. Fr., (3 s.) ix, 1859, p. 359 : *Mon.*, p. 375.
Hab. Sumatra, Mt. Singalang.
- sticticellus**, Fairmaire, Ann. Soc. Ent. Fr., (6 s.) vi, 1886, p. 316.
Hab. Yunnan.
- subsericatus**, Fairmaire, l. c., p. 316.
Hab. Yunnan.
- sycophanta**, Fairmaire, l. c., p. 316.
Hab. Yunnan.
- Xenos**, Bates, Ann. Mag. N. H., (5 s.) xvii, 1886, p. 146.
Hab. Ceylon, Bogawantalawa.

Genus **PIRANTILLUS**,

- Bates, Ann. Mus. Civ. Gen., (2 s.) vii, 1819, p. 108.
- Fene**, Bates, l. c., p. 109.
Hab. Burma, Tenasserim, Meetan.

Genus **CAPHORA**.

- Schmidt Goebel, Faun. Col. Birm., 1846, p. 91 : Lacord. Gen. Col., i, p. 309 : Schaum, Berlin Ent. Zeits., vii, 1863, p. 76 : Mun. Cat., p. 146.
- humilis**, Schmidt Goebel, l. c. *supra*, p. 91, t. 3, f. 8 : Chaudoir, Bull. Mosc., li (3), 1876, p. 8.
Hab. Burma.

Genus **ANAULACUS**.

- MacLeay, Annul. Javan., 1825, p. 22 : Lap. de Casteln., Hist. Nat. Ins., i, p. 123.
Aephtidius, MacLeay, Annul. Javan., 1825, p. 23 : Lap. de Casteln., Hist. Nat. Ins., i, p. 123 : Lacord., Gen. Col., i, p. 308 : Chaudoir, *Mon.* p. 15.
- Macracanthus**, Chaudoir, Bull. Mosc., xix, 1846, p. 539 ; *id.*, *Mon.*, p. 23 : Lacord., Gen. Col., i, p. 265.
- Masoreus**, 'Dejean, Spec., iii, 1828, p. 536 : Lacord., Gen. Col., i, p. 140 : Mun. Cat., p. 145 : Zimmermann, *Mon.*, Gistel's Faunus, i, 1832, p. 119 : Schaum, Berlin Ent. Zeits., vii, 1863, p. 76 : Motschulsky, Bull. Mosc., xxxvii (3), 1864, p. 234 : Chaudoir, *Mon.*, l. c. li (3), 1876, p. 11, 23, 25 : Bates, Biol. Centr. Amer. Col., i (i), p. 174.

- adelioides** (*Aephnidius*), MacLeay, *Annul. Javan.*, 1825, p. 23, t. 1, f. 7 : Schmidt Goebel, *Faun. Col. Birm.*, p. 88 : Lap. de Casteln., *Hist. Nat. Ins.*, i, p. 123 : Bates, *Trans. Ent. S. Lond.*, 1873, p. 307 : Chaudoir, *Mon.*, p. 17 : Bates, *Ann. Mus. Civ. Gen.*, (2 s.) vii, 1889, p. 110.
sericeus, Zimmermann, *Mon.*, 1832, p. 120 : Motsch., *Bull. Mosc.*, xxxvi (3), 1864, p. 234 : Chaud., *Mon.*, p. 17.
 Hab. Java, Bengal, Dekhan, Burma, Bhamo, Cochina China, Japan, W, Australia.
- fasciatus** (*Aephnidius*), Schmidt Goebel, *Faun. Col. Birm.*, 1846, p. 89 : Chaudoir, *Mon.*, p. 25.
 var. *basalis*, Fleutiaux, *Ann. Soc. Ent. Fr.*, (6 s.) vii, 1887, p. 59, 60, t. 4, f. 1.
 Hab. Burma ; Annam, Hué.
- fuscipennis** (*Aephnidius*), Schmidt Goebel, *l. c.*, p. 89 : Chaudoir, *Mon.*, p. 16 : Bates, *Ann. Mus. Civ. Gen.*, (2 s.) vii, 1889, p. 110.
 Hab. Burma, Bhamo, Shwegu, Tenasserim.
- opaculus** (*Masoreus*), Zimmermann, *Mon. Carab.*, 1832, p. 120 : Chaudoir, *Mon.* p. 19.
 Hab. India, Ceylon.
- orientalis** (*Masoreus*), Dejean, *Spec.*, iii, 1828, p. 539 : Chaudoir, *Mon.* p. 14.
grandis, Zimmermann, *Mon. Carab.*, 1832, p. 121.
laticollis, Chaudoir, *Bull. Mosc.*, xvi (4), 1843, p. 778.
 Hab. India, Egypt, Abyssinia.
- pleuronectes** (*Masoreus*), Zimmermann, *Mon.*, 1832, p. 120 : Chaudoir, *Mon.* p. 19.
 Hab. India, Malabar, Coimbatore, Ceylon.
- quadrimaculatus** (*Aephnidius*), Schmidt Goebel, *Faun. Col. Birm.*, 1846, p. 90 : Chaudoir, *Mon.*, p. 25.
 Hab. Burma.
- sericans** (*Masoreus*), Schmidt Goebel, *l. c. supra*, p. 87 : Chaudoir, *Mon.*, p. 28 (*gen. dub. near Mochtherus*).
 Hab. Burma.
- sericeipennis** (*Anaulaous*), MacLeay, *Annul. Javan.*, 1825, p. 22, t. 1, f. 4 : Lap. de Casteln., *Hist. Nat. Ins.*, i, p. 123 : Chaudoir, *Mon.*, p. 25.
 Hab. Java.
- siamensis** (*Masoreus*), Chaudoir, *Mon.*, p. 25.
 Hab. Bangkok.
- simplex** (*Aephnidius*), Schmidt Goebel, *Faun. Col. Birm.*, 1846, p. 89 : Chaudoir, *Mon.*, p. 22 : Bates, *Ann. Mus. Civ. Gen.*, (2 s.) vii, 1889, p. 110.
 Hab. Bengal, Malabar ; Burma, Bhamo, Mandalay.

Genus PERIGONA.

- Lap. de Casteln., *Et. Ent.*, 1834, p. 15 : Chaudoir, *Bull. Mosc.*, xliiv (2), 1872, p. 281 : Putseys, *Ann. Mus. Civ. Gen.*, iv, 1873, p. 218 : Bates, *Biol. Centr. Amer.*, Col., i (i), p. 133.
Masoreus, pt, Lacordaire, *Gen. Col.*, i, p. 134.

- Nestra*, Motsch., Bull. Mosc., xxiv (4), 1851, p. 506 ; Et. Ent., 1859, p. 37 :
Mun. Cat., p. 394.
- Siltepia*, Castelneau, Trans. R. S. Victoria, viii (2), 1868, p. 127.
- Spathinus*, Nietner, Ann. Mag. N. H. (3 a.), ii, 1858, p. 428 : Mun. Cat.,
p. 394.
- Trechions*, Leconte, Trans. Amer. Phil. Soc. x, 1853, p. 386 : Lacord., Gen.,
Col., i, p. 393.
- Beccarti**, Putzeys, Ann. Mus. Civ. Gen., vii, 1875, p. 732.
var. *suffusa*, Bates, Ann. Mag. N. H., (5 a.) xvii, 1886, p. 151.
Hab. Borneo, Sarawak ; Ceylon.
- convexicollis**, Putzeys, Ann. Mus. Civ. Gen., vii, 1875, p. 729.
Hab. Johore, Malayan Peninsula.
- smicola**, Wollaston, Ins. Mader., 1854, p. 63 : Ann. Mag. N. H., (3 a.) viii, 1862, p.
288 ; Col. Hesperid. p. 27 : Bates Ann. Mag. N. H., (5 a.) xvii, 1886, p. 150.
Jansonianus, Wollaston, Ann. Mag. N. H., (3 a.) ii, 1858, p. 19.
Hab. Cape Verde Islands, Ceylon, Colombo.
- livens**, Putzeys, Ann. Mus. Civ. Gen., iv, 1873, p. 225.
Hab. ? Coromandel.
- insonica**, Putzeys, *l. c.*, vii, 1875, p. 728.
Hab. Philippines, Manila.
- minor**, Putzeys, *l. c.*, p. 734.
Hab. Borneo, Sarawak.
- nigriceps** (*Spathinus*), Nietner, Ann. Mag. N. H., (3 a.) ii, 1858, p. 429.
? = *smicola*, Wollaston, *supra cit.*
Hab. Ceylon.
- nigricollis** (*Nestra*), Motsch., Bull. Mosc., xxiv (4), 1851, p. 506 : Putzeys, Ann.
Mus. Civ. Gen., iv, p. 222.
Hab. Borneo, Sarawak, Ceylon.
- nigrifrons** (*Nestra*), Motsch., Et. Ent., 1859, p. 38, t. 1, f. 1 : Putzeys, *l. c. supra*,
p. 220.
Hab. Ceylon, Galle (*Putzeys*), Bogawantalawa (*Bates*).
- rufoollis** (*Nestra*), Motsch., Bull. Mosc., xxiv (4) 1851, p. 506 : Putzeys, Ann.
Mus. Civ. Gen., iv, p. 222 ; Bates, *l. c.*, (2 a.) vii, 1889, p. 104.
Hab. Ceylon Kandy (*Bates*), Borneo, Sarawak (*Putzeys*), Burma (*Bates*).
- sinuaticollis**, Bates, Ann. Mag. N. H., (5a) xvii, 1886, p. 149.
Hab. Ceylon.
- ANCHOMODERINI** :—Lacordaire, Gen. Col., i, 1854, p. 373 : Bates, Ent. Mon. Mag.,
viii, 1871, p. 29 : Horn, Cat. Carab., p. 144 : Leconte & Horn, Class. Col.,
1883, p. 35.

Genus **LASIOCERA**.

- Dejean, Spec., v, 1831, p. 283 : Brullé, Hist. Nat. Ins. Col., i, p. 142 : Chaudoir,
Bull. Mosc., xxxii (2), 1850, p. 402 : Lacord., Gen. Col., i, p. 376 : Mun.
Cat., p. 397.

orientalis. Chaudoir, Bull. Mosc., xxiii (2), 1850, p. 408.

Hab. N. India.

Genus **OCHTREPILUS.**

Nietner, Jl. As. Soc. Beng., xxvi, 1857, p. 136; *id.*, Ann. Mag. N. H., (2 s.) xx, 1857, p. 275: Mun. Cat. p. 399.

Perileptus, Schaum, Nat. Ins., i, 1860, p. 663.

ceylanicus, Nietner, Jl. As. Soc. Beng., *l. c. supra.*, p. 137: Ann. Mag. *l. c. supra* p. 276: Putzeys, Stettin Ent. Zeit., xxxi, p. 362.

Hab. Ceylon.

Genus **SELINA.**

Motsch., Et. Ent., 1857, p. 110: Schaum, Berlin Ent. Zeits., vii, 1863, p. 74.

Steleodera, Schaum, Chaudoir, Bull. Mosc., xlv (i), 1872, p. 396.

Ritsemæ, Oberthür, Notes Leyden Mus., v, 1833, p. 223.

Hab. E. Sumatra, Serdang.

Westermannii. Motschulsky, Et. Ent., 1857, p. 110, t. 1, f. 6: Schaum, Berlin Ent. Zeits., 1860, p. 172, t. 3, f. 11, a. *b.*

setosus (*Pselaphanaw*), Walker, Ann. Mag. N. H., (3 s.) iii, 1859, p. 52: Waterhouse, Aid Ident. Ins., t. 120.

Hab. India, Tranquebar; Ceylon, Peradeniya (*Bates*); ? Madagascar, Natal.

HEXAGONINI (*Ctenodactylini*), Horn, Gen. Carab., p. 145.

Genus **HEXAGONIA.**

Kirby, Trans. Linn. S. Lond., xiv, 1825, p. 563: Brullé, Hist. Nat. Col., i, p. 476: Lacord., Gen. Col., 1, p. 69: Schmidt Goebel, Faun. Col. Birm., p. 49: Mun. Cat., p. 86: Bates, Biol. Centr. Amer., Col., i (i), p. 158.

Trigonodaactyla, Dejean, Spec. v, 1831, p. 288: Chaud., Bull. Mosc., xxxiv (i), 1861, p. 532.

apicalis, Schmidt Goebel, Faun. Col. Birm., 1846, p. 51, t. 2, f. 1.

Hab. Calcutta (Kasipur).

Bowringii, Schaum, Berlin Ent. Zeits., 1863, p. 73, 433, t. 3, f. 8.

Hab. Penang.

brunnea, Chaudoir, Bull. Mosc., xxxiv (i), 1861, p. 531: Schaum, Berlin Ent. Zeits., vii, 1863, p. 433.

Hab. N. India.

cephalotes (*Odacantha*), Dejean, Spec. ii. 1826, p. 439: (*Trigonodaactylus*) Guérin, Mag. Zool., 1833, cl. ix, p. 73: Lap. de Casteln., Hist. Nat. Ins., i, p. 31.

Hab. India.

Kirbyii, Schmidt Goebel, Faun. Col. Birm., 1846, p. 51, t. 2, f. 2.

Hab. Darjiling.

- lengthorax** (*Lobia*), Wiedemann, Zool. Mag. ii (i), 1823, p. 58 : Schaum, Berlin Ent. Zeits., vii, 1863, p. 433.
Hab. India.
- terminata**, Kirby, Trans. Linn. S. Lond., xiv, 1825, p. 564 (*neo* Dejean) : Brullé, Hist. Nat. Ins., Col., i, p. 227 : Lap. de Casteln., Hist. Nat. An. Art., i, p. 46.
Hab. India.
- ODACANTHINI** (*Odontacanthini* Col. Hefte. vi., p. 114) : Lacordaire, Gen. Col., i, p. 71 : Horn, Gen. Carab., p. 147 : Leconte & Horn., Class. Col., 1883, p. 38.

Genus **CASNONIA.**

- Latreille, Ic. Col. Eur., i, 1829, p. 77 : Lacord., Gen. Col., i, p. 72 : Chaudoir Bull. Mosc., xxi (i), 1848, p. 44 ; *id.*, *ib.*, xxxv (4), 1862, p. 275 ; xlv (i), 1872, p. 397 : Mun. Cat., p. 86 : Leconte, Bull. Brookl. Ent. S., ii, 1880, p. 85 : Bates, Biol. Centr. Amer., Col., i, (i), p. 160.
Apiodera, Chaudoir, Bull. Mosc., xxi (i), 1848, p. 35 : Lacord., Gen. Col. i, p. 72.
Lachnothorax, Motschulsky, Et. Ent., 1862, p. 48.
Ophionea, pt. Klug, Ent. Bras. Spec. prim., p. 298 (*neo* Eschsch.).
Plagioryctis, Chaudoir, Bull. Mosc., xxi (i) 1848, p. 31 : Lacord., Gen. Col., i, p. 71.
- ? apicalis** (*Odacantha*), Chaudoir, Bull. Mosc., xlv (i), 1872, p. 408.
Hab. Siam, Bangkok.
- biguttata** (*Lachnothorax*), Motsch., Et. Ent., 1862, p. 50.
oculata, Chaudoir, Bull. Mosc., xxxv (4), 1862, p. 291.
Hab. India, Tranquebar ; Siam.
- bimaculata**, Kollar, Hügel Kaschmir, iv (2), 1844, p. 498, t. 23, f. 2 : Chaudoir, Bull. Mosc., xxiii (i), 1850, p. 25.
Hab. Kashmir, Simla [*Ind. Mus.*].
- celebensis**, R. Gestro, Ann. Mus. Civ. Gen., vii 1875, p. 854.
Hab. Siam, Bangkok.
- Chaudoirii** (*Ophionea*), Bohemann, Freg. Eug. Resa Col., 1858, p. 2.
Hab. Hongkong [*Ind. Mus.*].
- distigma**, Chaudoir, Bull. Mosc., xxii, (i), 1850, p. 26 ; xlv (i), 1872, p. 407.
bimaculata, Schmidt Goebel, Faun. Col. Birm., 1846, p. 18 (*neo* Kollar).
Hab. Burma.
- flavicauda**, Bates, Trans. Ent. S. Lond., 1873, p. 303.
Hab. China, Fuchau, Japan.
- fulvipennis**, (*Odacantha*), Chaudoir, Bull. Mosc., xlv (i), 1872, p. 407 : Bates, Trans. Ent. S. Lond., 1883, p. 278.
Hab. Hongkong, ? Celebes.
- fuscipennis** Chaudoir, Bull. Mosc., xxiii (i), 1850, p. 26 ; *id.*, xxxv (4), 1862, p. 289 : Fairm., Ann. Soc. Ent. Fr., (6 s.) viii, 1888, p. 334.
Hab. India, Simla, Tranquebar, Siam, Malacca, Tonkin, Maccassar, China, Chusan.

- haemorrhoidalis*, Motsch., Bull. Mosc., xxxvii (3), 1864, p. 219 : Chaudoir *l. c.* xlv (i), 1872, p. 404 ; lii (2), 1877, p. 266.
Hab. India, Ceylon, Colombo (*Bates*), Siam, Celebes, ? Chusan.
- latifascia*, Chaudoir, Bull., Mosc., xlv (i), 1872, p. 404.
Hab. India.
- litura* (*Odocantha*), Schmidt Goebel, Faun. Col. Birm., 1846, p. 22 : Chaudoir, Bull. Mosc., xlv (i), 1872, p. 405 ; lii (2), 1877, p. 266.
Hab. Burma, Java, Japan.
- metallica*, Fairmaire, Ann. Soc. Ent. Fr., (6 s.) viii, 1888, p. 334.
Hab. Tonkin.
- opactennis*, R. Gestro, Ann. Mus. Civ. Gen., (2 s.) vi, 1888, p. 107.
Hab. Burma, Bhamo.
- pilifera*, Nietner, Ann. Mag. N. H., (3 s.) ii, 1858, p. 179.
Hab. Ceylon.
- punctata*, Nietner, *l. c.*, *supra*, p. 178.
Hab. Ceylon.
- subapicalis*, Oberthür, Notes Leyden Mus., v, 1883, p. 216.
Hab. E Sumatra, Serdang.
- tetraspilota*, Schmidt Goebel, Faun. Col. Birm., 1846, p. 19.
Hab. Burma.
- virgulifera*, Chaudoir, Bull. Mosc., xlv (i), 1872, p. 403 : Gestro, Ann. Mus. Civ. Gen., vii, p. 854.
Hab. Siam, Bangkok.

Genus **OPHIONEÆ.**

- Eschsch., Zool. Atlas, ii, 1829, p. 5 : Chaudoir, Bull. Mosc., xxi (i), 1848, p. 43 ; Lacord., Gen. Col., i, p. 73 : Mun. Cat., p. 85.
Casnoidea, Lap de Casteln., Et., Ent., i, 1834, p. 40 ; *id.*, Hist. Nat. An. Ins., i, p. 28.
- Beauchenti*, Fairmaire, Ann. Soc. Ent. Fr., (6 s.) viii, 1888, p. 333.
Hab. Tonkin.
- cyanocephala* (*Carabus*), Fabr., Ent. Syst. Suppl., 1798 p. 60 : (*Casnoia*) Dejean Spec., i, p. 173 ; Lacord. Gen. Col. Atlas, t. 3. f. 2 : Schmidt Goebel, Faun. Col. Birm., p. 20.
Hab. India, Ceylon, Colombo (*Bates*), Celebes, Japan, Hongkong [*Ind. Mus.*, Calcutta, S. India].
- interstitialis*, Schmidt Goebel, Faun. Col. Birm., 1846, p. 20.
Hab. Burma, Java, Soerabaya, Buitenzorg, Celebes.
- nigrofasciata*, Schmidt Goebel, *l. c.*, p. 21.
Hab. Burma, Ceylon, Colombo (*Bates*).

Genus **DICRASPEDA.**

- Chaudoir, Bull. Mosc., xxxv (4), 1862, p. 300.
- brunnea*, Chaudoir, *l. c.*, p. 300.
Hab. Siam.

DRYPTINI :—Horn, *Gen. Carab.*, p. 148 : Leconte & Horn, *Class Col.*, 1883, p. 40 :
 Lacordaire (*Galeritidæ*), *Gen. Col.*, i, p. 79.

Genus **DRYPTA.**

Fabricius, *Syst. Eleuth.*, i, 1801, p. 230 : Brullé, *Hist. Nat. Ins. Col.*, i, p. 163 :
 Lacord. *Gen. Col.*, i, p. 75 : *Mun. Cat.*, p. 90.

aenepennis, Bates, *Ann. Mus. Civ. Gen.*, (2s.) vii, 1889, p. 109.

Hab. Burma, Bhamo.

amabilis, Chaudoir, *Bull. Mosc.*, xxv (i), 1852, p. 35 (? = *Dendrocellus id.*).

Hab. India, Tibet.

crassiuscula, Chaudoir, *l.c.*, xxxiv (i), 1861, p. 550.

Hab. N. India.

dindjata, Putseys, *Notes Leyden Mus.*, ii, 1880, p. 191 ; *Mid. Sumatra*, iv, 6, t. 2,
 f. 2.

Hab. Sumatra.

flavipes, Wiedemann, *Zool. Mag.*, ii (i), 1823, p. 60 : Dejean, *Spéc.*, ii, p. 442 : Lap-
 de Casteln., *Hist. Nat. An. Art. Ins.*, i, p. 34.

pallipes, Chaudoir, *Bull. Mosc.*, xxiii (i), 1850, p. 33 ; *ib.*, (i), 1860, p. 548.

Hab. N. India, Simla.

formosana, Bates, *Trans. Ent. S. Lond.*, 1873, p. 333 : Chaudoir, *Bull. Mosc.*, lii (2),
 1877, p. 257.

Hab. Formosa.

hacola, Dejean, *Spéc.*, i, 1825, p. 184 : MacLeay, *Annul. Javan.*, p. 27 : Lap de
 Casteln., *Hist. Nat. An. Art. Ins.*, i, p. 33 : Chaudoir, *Bull. Mosc.*, lii (2),
 1877, p. 262.

var. *philippinensis*, Chaudoir, *Bull. Mosc.*, lii (2), 1877, p. 262.

Hab. India, China, Hongkong, Philippines [*Ind. Mus.*, Madras].

lugens, Schmidt Goebel, *Faun. Col. Birm.*, 1846, p. 23.

Hab. Burma.

mandibularis, Lap. de Casteln., *Et. Ent.*, 1834, p. 43.

Hab. India, Borneo.

Mouhotii, Chaudoir, *Rev. Mag. Zool.*, (2s.), xxiii, 1872, p. 102.

Hab. Laos.

obscura, Schmidt Goebel, *Faun. Col. Birm.*, 1846, p. 23.

Hab. Burma.

tristis, Schmidt Goebel, *l.c.*, p. 23.

Hab. Burma.

virgata, Chaudoir, *Bull. Mosc.*, xxiii (i), 1850, p. 34.

Hab. India.

Genus **DENDROCELLUS.**

Schmidt Goebel, *Faun. Col. Birm.*, 1846, p. 24 : Lacord., *Gen. Col.*, i, p. 80 :
 Chaudoir, *Bull. Mosc.*, xxxiv (i), 1861, p. 545 : *Mun. Cat.* p. 91.

Desera (Leach), Hope, *Col. Man.* ii, p. 96, 105.

- asneipes* (*Drypta*), Wiedemann, Zool. Mag., ii (i), 1823, p. 60.
Hab. India.
- discolor*, Schmidt Goebel, Faun. Col. Birm., 1846, p. 24.
Hab. Burma, Martaban [*Ind. Mus.*, Dhansiri Valley, Assam].
- geniculatus*, Klug, Jahrb. Insec., i, 1834, p. 52 : Schmidt Goebel, *l.o.*, *supra*, p. 25.
Hab. India, Assam, Burma, Malacca, Java, Japan.
- longicollis* (*Drypta*), Dejean, Spec., i, 1825, p. 185.
Hab. India.
- nepalensis* (*Desera*), Hope, Gray's Zool. Misc., 1831, p. 21.
flavipes, Schmidt Goebel, Faun. Col. Birm., 1846, p. 24 : *neo* Wied.
neo Dejean. Calcutta.
rugicollis, Chaudoir, Bull. Mosc., xxxiv (i), 1861, p. 546.
Hab. Nepal, Calcutta, Burma.
- parallelus*, Chaudoir, Rev. Mag. Zool., (2a.) xxiii, 1872, p. 101.
Hab. Sumatra.
- unidentatus* (*Drypta*), MacLeay, Annul. Javan., i, 1825, p. 28.
coelestinus, Klug, Jahrb. Insect., i, 1834, p. 54.
Hab. Java.

Genus GALERITA.

- Fabr., Syst. Eleuth., i, 1801, p. 214 : Brullé, Hist. Nat. Ins. Col., i, p. 166 : Schmidt Goebel, Faun. Col. Birm., p. 62 : Lacord., Gen. Col., i, p. 82 : Mnn. Cat., p. 92, Leconte, Bull. Brookl. Ent. S., 1879, ii, p. 61 : Bates, Biol. Centr. Amer. Col., i (i), p. 164.
- attelaboides* (*Carabus*), Fabr., Spec. Ins., i, 1781, p. 305 ; Mant. Ins., i, p. 198 ; Ent. Syst., i, p. 132 ; Syst. Eleuth., i, p. 214 ; Oliv., Ent., iii, 35, p. 60, t. 6, f. 70 : Chaudoir, Bull. Mosc., xxiv (i), 1861, p. 560.
? *leptodera*, Chaudoir, Bull. Mosc., xxxiv (i), 1861, p. 559.
Hab. India, (not S. America).
- indica*, Chaudoir, Bull. Mosc., xxxiv (2), 1861, p. 557.
Hab. N. India.
- nigripennis*, Chaudoir, *l.o.* p. 557.
Hab. Dekhan.
- orientalis*, Schmidt Goebel, Faun. Col. Birm., 1846, p. 26 : Bates, Ann. Mus. Civ. Gen., (2a.) vii, 1889, p. 109.
Hab. Burma, Bhamo.
- peregrina*, Dohrn, Stettin. Ent. Zeit., xli, 1880, p. 291.
Hab. Hongkong.
- rufoops*, Chaudoir, Bull. Mosc., xxxiv (i), 1861, p. 556 : Bates, Ann. Mus. Civ. Gen., (2a.) vii, 1889, p. 109.
Hab. N. India ; Burma, Bhamo.

Genus **ZUPIUM.**

Latreille, Gen. Crust. & Ins., i, 1806, p. 198 : Lap. de Casteln., *Monograph*, Silb. Rev. i, p. 251 : Lacord., Gen. Col., i, p. 85 : Brullé, Hist. Nat. Ins. Col., i, p. 174 : Mun. Cat., p. 98 : Chaudoir, Bull. Mosc., xxxv (4), 1862, p. 310 : Leconte, Bull. Brookl. Ent. Soc., 1879, p. 61 : Bates, Biol. Centr. Amer. Col., i (1), p. 166.

Zupium, Schmidt Goebel, Faun. Col. Birm., 1846, p. 27.

maculatum, Schmidt Goebel, Faun. Col. Birm., 1846, p. 28 : Chaudoir, Rev. Mag. Zool., 1872, p. 105.

vittigerum, Schmidt Goebel, Faun. Col. Birm., 1846, p. 28.

Hab. Burma, Martaban [*Ind. Mus.*, China].

erythrocephalum, Chaudoir, Bull. Mosc., xxxv (2), 1862, p. 311.

Hab. India, Malabar.

inconspicuum, Schmidt Goebel, Faun. Col. Birm., 1846, p. 30.

Hab. Burma.

modestum, Schmidt, Goebel, *l. c.*, p. 29.

Hab. N. India, Burma.

olens (*Carabus*), Fabr., Ent. Syst., i, 1792, p. 139 ; *id.* (*Galerita*), Syst. Eleuth., i, p. 215 : Olivier, Ent., iii, 35, p. 94, t. 13, f. 156 : (*Zupium*) Dejean, Spec., i, p. 192 ; *id.*, Ic. Col. Eur. i, t. 10., f. 3 : Brullé, Hist. Nat. Ins. Col., i, p. 175, t. 6, f. 1 : Lap. de Casteln., *Mon.*, p. 253 : Schmidt Goebel, Faun. Col. Birm., p. 28 ; Duval, Gen. Carab., t. 21, f. 105 : Chaudoir, Bull. Mosc., xxxv (4), 1862, p. 311.

longiusculum, Chaudoir, Bull. Mosc., xv (4), 1842, p. 804 : *id.*, xxxv (4), 1862, p. 312.

rufifrons, Chaudoir, *l. c.*, (4), 1862, p. 311.

Hab. S. Europe, N. Africa, Asia Minor, Maulmain, Siam.

picuum, Schmidt Goebel, Faun. Col. Birm., 1846, p. 29.

Hab. Burma.

pubescens, Nietner, Ann. Mag. N. H., (3a.) ii, 1858, p. 182.

Hab. Ceylon.

siamense, Chaudoir, Rev. Mag. Zool., (2 s), xxiii, 1872, p. 104.

Hab. Siam.

Genus **AGASTUS.**

Schmidt Goebel, Faun. Col. Birm., 1846, p. 30 : Lacord., Gen. Col., i, p. 87 : Mun. Cat., p. 95.

lineatus, Schmidt Goebel, *l. c.*, p. 91.

Hab. Burma.

ustulatus, R. Gestro, Ann. Mus. Civ. Gen., vii, 1875, p. 876.

Hab. Singapur.

MORMOLYCINI, Horn, Gen. Carab., p. 149.

Genus **MORMOLYCE.**

Hagenbach, Nov. Gen. Col., 1825 : Brullé, Hist. Nat. Ins. Col., i, p. 310 : Lacord., Gen. Col. i, p. 144 : Mun. Cat., p. 152 : Gestro, Ann. Mus. Civ. Gen., vii, 1875, p. 886.

Castelnaudii, Deyrolle, Ann. Soc. Ent. Fr., (2a.) iv, 1862, p. 314, t. 11, f. 3.

Hab. Malacca,

Hagenbachii, Westwood, Ann. Mag. N. H., (3s.) ix, 1862, p. 96 : Deyrolle, *l. c. supra*, p. 313, t. 11, f. 2.

blattipes, Thomson, *Mon. Mormolyce*, 1862, p. 8.

Hab. Sumatra.

phylodes, Hagenbach, *Noy. Gen. Col.*, 1825, fig. a-b. : Gray, Griffith's *Anim. Kingd.*, Ins. i, 1832, t. 25, f. 7 : Brullé, *Hist. Nat. Ins.*, Col. i, p. 313, t. 11, f. 2 : Lap. de Casteln., *Hist. Nat. Ins.*, i, p. 119, t. 7, f. 3 : Deyrolle, *l. c. supra*, t. 11, f. 1 : Verhuel, *Ann. Soc. Ent. Fr.*, 1847, p. 344, t. 7, f. 1-6 : Overdijk, *Mém. Ent. S. Pays-Bas*, i, 1857, p. 41.

var. *borneensis*, Gestro, *Ann. Mus. Civ. Gen.*, vii, 1875, p. 886, fig.

Hab. Java, Borneo, ? New Guinea [*Ind. Mus.*, Singapur].

LEBIINI:—Horn, *Trans. Amer. Ent. Soc.*, x, 1882, p. 126 : *Gen. Carab.*, p. 155 : Leconte & Horn, *Class. Col.*, p. 42.

Lebides, pt, Lacordaire, *Gen. Col.*, i, p. 102.

Pericalides, Lacordaire, *l. c.*, p. 137.

Includes *Tetragonoderini*, Chaudoir, *Bull. Mosc.*, li (3), 1876, p. 28.

Genus **CYCLOSOMUS.**

Latraille, *Règne Anim.*, ii, 1829, p. 394 : Dejean, *Spec.*, iv, p. 23 : Lacord. *Gen. Col.*, i, p. 258 : *Mun. Cat.*, p. 248 : Chaudoir, *Bull. Mosc.*, li (3), 1876, p. 29.

dytiscoides (*dytiscoides*), Nietner, *Jl. As. Soc. Beng.*, xxvi, 1857, p. 133 : *Ann. Mag. N. H.*, (2s.) xx, 1857, p. 272 : Chaudoir, *Bull. Mosc.*, li (3), 1876, p. 31.

Hab. Ceylon, Colombo.

flexuosus, Fabricius, *Syst. Ent.*, 1775, p. 246 ; *Spec. Ins.*, i, p. 311 ; *Mant. Ins.*, i, p. 203 ; *Ent. Syst.*, i, p. 180 ; (*Scolytus*) *Syst. Eleuth.*, i, p. 247 : Lap. de Casteln., *Hist. Nat. Ins.*, i, p. 96 : Lacord. *Gen. Col.* : *Atlas*, t. 10, f. 4 a-b. : Gray, Griffith, *An. Kingd.*, Ins. i, 1832, t. 8, f. 12 : Brullé, *Hist. Nat. Ins. Col.*, ii, p. 140 : Chaudoir, *Bull. Mosc.*, li (3), 1876, p. 32.

suturalis (*Scolytus*), Wiedemann, *Zool. Mag.*, i (3), 1819, p. 160.

Hab. Bengal, Hongkong.

marginatus, Motschulsky, *Bull. Mosc.*, xxxvii (3), 1864, p. 200 : Chaudoir, *ib.*, li (3), 1876, p. 32.

Hab. India.

Genus **TETRAGONODERUS.**

Dejean, *Spec.*, iv, 1829, p. 485 : Schmidt Goebel, *Faun. Col. Birm.*, p. 92 : Lacord., *Gen. Col.*, i, p. 132 : *Mun. Cat.*, p. 144 : Chaudoir, *Monograph*, *Bull. Mosc.*, li (3), 1876, p. 33 : *Syn. Amer. Sp.*, Horn, *Trans. Amer. Ent. S.*, iv, 1872, p. 136 : Bates, *Biol. Centr. Amer.*, Col., i (1), p. 171.

Carabus, *Fabr. et vet. auct.* : *Bembidium*, Wied., Germar : *Dromius*, Reiche.

Putzeys, Dejean.

Peranoscelis, Chaudoir, *Mon.*, p. 56.

arcuatus, Dejean, *Spec.*, iv, 1829, p. 495 : Chaudoir, *Mon.*, p. 38.

Hab. India, Egypt, Senaar.

- cursor*, Bates, Ann. Mag. N. H., (5a.) xvii, 1886, p. 201.
Hab. Ceylon, Kandy.
- dilatatus* (*Bembidium*), Wiedemann, Zool. Mag., ii (i), 1823, p. 61 ; Chaudoir, *Mon.*, p. 41.
Hab. India, Bengal.
- discopunctatus*, Chaudoir, Bull. Mosc., xxiii (2), 1850, p. 456 ; *id.*, *Mon.*, p. 48.
Hab. N. India, Simla.
- umbriatus*, Bates, Ann. Mag. N. H., (5 a.) xvii, 1886, p. 202.
Hab. Ceylon, Kandy.
- notaphioides*, Motsch., Bull. Mosc., xxxiv (i), 1861, p. 99 : Bates, *l. c. supra*, p. 201 : Chaud., *Mon.*, p. 54.
Hab. Ceylon, Colombo, Dikoya.
- punctatus* (*Bembidium*), Wiedemann, Zool. Mag., ii (i), 1823, p. 61 : Dejean, Spec. iv, p. 504 ; Schmidt Goebel, Faun. Col. Birm., p. 92 : Chaud., *Mon.*, p. 48.
Hab. India, Bengal, Dekhan.
- quadrinotatus* (*Carabus*), Fabr., Ent. Syst. Suppl., 1798, p. 55 ; *id.*, Syst. Eleuth. i, p. 186 ; Dejean, Spec., iv, p. 491 : Lap. de Casteln., Hist. Nat. Ins., i, p. 89 : Chaud., *Mon.*, p. 41.
Hab. India, Ceylon [*Ind. Mus.*].
- quadristigmatus*, Quensel, Schönherr, Syn. Ins., i, 1806, p. 212 note : Dejean, Spec. iv, p. 491 : Chaud., *Mon.*, p. 41.
Hab. India, Hongkong [*Ind. Mus.*, Madras].
- rhomphorus*, Schmidt Goebel, Faun. Col. Birm., 1846, p. 93 : Chaud., *Mon.*, p. 48.
Hab. Burma, Martaban.
- trifasciatus*, Chaudoir, Bull. Mosc., xxiii (2), 1850, p. 455 ; *id.*, *Mon.*, p. 48.
Hab. N. India.

Genus **MNUPHORUS.**

- Chaudoir, Berlin. Ent. Zeits., 1873, p. 55 ; *id.*, Bull. Mosc., li (3), 1876, p. 69.
discephorus, Chaudoir, *l. c.*, p. 69.
Hab. N. India, Simla.

Genus **TILIUS.**

- Chaudoir, Bull. Mosc., li (3), 1876, p. 71.
Lionychus, Chaudoir, *oïsm* (nec Wissmann).
holosericeus, Chaudoir, Bull. Mosc., xxiii (i), 1850, p. 68 ; *id.*, li (3), 1876, p. 72.
Hab. N. Bengal.

Genus **DICTYA.**

- Chaudoir, Bull. Mosc., xliii, (2), 1870, p. 116, 123.
orbicollis, Morawitz, Bull. Ac. Petr., v. 1863, p. 245 : Chaudoir, *l. c. supra*, p. 124.
Hab. E. Siberia, N. China, Canton (*Putseys.*).

Genus **NEMATOPEZA.**

Chaudoir, Bull. Mosc., xliii (2), 1870, p. 146.

Baconii, Chaudoir, *l. c. supra*, p. 150.

Hab. N. India.

basalis (*Lebia*), Chaudoir, *l. c.*, xxv (i), 1852, p. 43 ; *id., ib.*, xliii (2), 1870, p. 149.

Hab. N. India.

decora, Chaudoir, *l. c.*, xliii (2), 1870, p. 150.

Hab. N. India.

Genus **LEBIA.**

Latreille, Hist. Nat. Ins., viii, 1804, p. 247 : Lacord., Gen. Col., i, p. 127 : Mun. Cat., p. 136 : Motsch., Bull. Mosc., xxxvii (3), 1864, p. 226, *tab. syn.* : Chaudoir, *l. c.*, xliii (2), 1870, p. 111, 162 : Bates, Biol. Centr. Amer., Col., i (i), p. 222.

Eohimethus, Leach, Endim. Encycl., 1818.

Homalops, Motschulsky, Käfer Russl., 1845, p. 42.

Lamprias, Bonelli, Obs. Ent., 1809, *tab. syn.*

Lebida, Motschulsky, Et. Ent., 1862, p. 51 ; *id.*, Bull. Mosc., xxxvii (3), 1864, p. 225.

Lebistina, Motschulsky, Bull. Mosc., *l. c.*, p. 227 : Chaud., *l. c.*, lii (2), 1877, p. 218.

Lionadya, Chaudoir, Bull. Mosc., xliii (2), 1870, p. 136.

Omalomorpha, Motschulsky, Ins. Sib., 1842, p. 42.

Boynii, Chaudoir, Bull. Mosc., xxiii (i), 1850, p. 70 ; xliii (2), 1870, p. 223.

Hab. N. India, Simla.

calycophora, Schmidt Goebel, Faun. Col. Birm., 1846, p. 44.

Hab. Burma.

chinensis, Bohem., Freg. Eug. Resa, Col., 1858, p. 6 : Chaud., Bull. Mosc., xliii (2), 1870, p. 163.

Hab. Hongkong [*Ind. Mus.*, China.].

circumdata, Schmidt Goebel, Faun. Col., Birm., 1846, p. 44 : Chaud., Bull. Mosc., xliii (2), 1870, p. 224.

Hab. Burma.

elevata (*Carabus*), Fabr., Ent. Syst., i, 1792, p. 162 ; Syst. Eleuth., i, p. 204 : Chaudoir, Bull. Mosc., xxvii (i) 1854, p. 133 : Schmidt Goebel, Faun. Col., Birm., p. 43.

marseillensis, Fairmaire, Ann. Soc. Ent. Fr. 1849, p. 419 : Brullé, Silb. Rev., ii, p. 108.

unifasciata, Dejean, Spec., v, 1831, p. 389.

Hab. S. Europe, Burma.

orsanguis, Bates, Ann. Mag. N. H., (5s.) xvii, 1886, p. 209.

Hab. Ceylon, Dikoya.

fuscula, Chaudoir, Bull. Mosc., xliii (2), 1870, p. 221.

Hab. India, Simla.

gressoria, Chaudoir, *l.c.*, p. 222.

Hab. N. India.

infuscata, Motschulsky, Bull. Mosc., xxxvii (3), 1864, p. 227.

Hab. India.

sellata, Schmidt Goebel, Faun. Col. Birm., 1846, p. 45.

Hab. Burma.

tau, Schmidt Goebel, *l.c.*, p. 45.

Hab. Burma.

Genus **STEPHANA.**

Chaudoir, Bull. Mosc., xlv (i), 1871, p. 55.

princeps (*Lobia*), Chaudoir, *l.c.*, xxv (i), 1852, p. 41 ; *id.*, xlv (i), 1871, p. 56.

Hab. N. India.

Genus **PHYSODERA.**

Eschscholtz, Zool. Atlas, ii, 1829, p. 8 : Schmidt Goebel, Faun. Col. Birm., p. 46 ;
Lacord., Gen. Col., i, p. 130 ; Mun. Cat., p. 143.

Davidis, Fairmaire, Ann. Soc. Ent. Belg., xxxi, 1887, p. 92.

Hab. China, Fuhkien.

Dejeanii, Eschscholtz, Zool. Atlas, ii, 1829, p. 8, t. 8, f. 6 : Gray, Griffith's Anim.
Kingd. Ina., i, t. 19 f. 4 : Lacord., Gen. Col., i, p. 130, Atlas, t. 4, f. 3 :
Schmidt Goebel, Faun. Col. Birm., p. 46.

Hab. Burma ; Philippines, Manilla [*Ind. Mus., Andamans*].

Eschscholtzii, Parry, Trans. Ent. S. Lond., v, 1849, p. 179, t. 18, f. 2.

Hab. Ceylon, Peradeniya (*Bates*).

Genus **EUPLYNES.**

Schmidt Goebel, Faun. Col. Birm., 1846, p. 52 : Lacord., Gen. Col., i, p. 131 :
Mun. Cat., p. 330 : Bates, Trans. Ent. S. Lond., 1883, p. 264 ; *id.*, Biol. Centr.
Amer. Col., i (i), p. 158.

bispinus, Motschulsky, Et. Ent., 1859, p. 33.

Hab. Java.

cyanipennis, Schmidt Goebel, Faun. Col. Birm., 1846, p. 52 : Bates, Ann. Mag.
N. H., (5s.) xvii, p. 147.

Schmidtii, Chaudoir, Ann. Soc. Ent. Fr., (3s.) vii, 1859 p. 360.

Hab. India, Burma.

Dohrnii, Nietner, Ann. Mag. N. H., (3s.) ii, 1858, p. 429 : Bates, l. c., (5s.) xvii, 1886,
p. 147.

Hab. Ceylon.

Genus **ALLOCOTA.**

Motschulsky, Et. Ent., 1859, p. 29 : Mun. Cat., p. 146 : Chaudoir, Bull. Mosc., lii
(2), 1877, p. 203,

viridipennis, Motsch., Et. Ent., 1859, p. 29, f. 3 : Chaudoir, *l.c. supra*, p. 205.

Hab. Singapur, Malacca, Java.

Genus **PARENA.**

Motschulsky, Et. Ent., 1859, p. 31 : Mun. Cat., p. 146 : Chaudoir, Bull. Mosc., lii (2), 1877, p. 207.

bicolor, Motschulsky, Et. Ent., 1859, p. 32.

Hab. Java.

Genus **LACHNODERMA.**

W. MacLeay, Trans. Ent. S. N. S. Wales, ii, 1873, p. 321 : Chaudoir, Bull. Mosc., lii (2), 1877, p. 212 : R. Gestro, Ann. Mus. Civ. Gen., vii, 1875, p. 858.

hirsutus (*Singilis*), Bates, Trans. Ent. S. Lond., 1873, p. 333 ; *ib.*, 1883, p. 285.

Hab. Hongkong.

Genus **SCALIDION.**

Schmidt Goebel, Faun. Col. Birm., 1846, p. 63 : Lacord., Gen. Col., i, p. 135 : Mun. Cat., p. 147.

hilare, Schmidt Goebel, *l.c. supra*, p. 64.

Hab. Burma.

Genus **COPTODERA.**

Dejean, Spec., i, 1825, p. 273 : Lacord., Gen. Col., i, p. 140 : Mun. Cat., p. 149 : *Mémoire*, Chaudoir, Ann. Soc. Ent. Belg., xii, 1868, p. 163.

Agonocheila, Chaudoir, Bull. Mosc., xxi, 1848, p. 119.

Belonognatha, Chaudoir, *l. c.*, xvi (3), 1843, p. 383 : Lacord., Gen. Col., i, p. 142.

Rhinocheila, Montrouzier, Ann. Soc. Linn. Lyon, 1864, p. 57 : Mun. Cat., p. 141.

McInota, Hope, Trans. Ent. S. Lond., iv, 1845, p. 14 : Chaudoir, *Mém.*, p. 187.

Hab. Canton, Hongkong.

discoguttata, Chaudoir, *Mém.*, 1868, p. 195.

Hab. Borneo, Celebes.

elegantula, Schmidt Goebel, Faun. Col. Birm., 1846, p. 54 : Bates, Ann. Mus. Civ. Gen., (2a.) vii, 1889, p. 111.

Hab. Burma, Bhamo, Teintso, Tenasserim.

flexuosa, Schmidt Goebel, *l. c.*, p. 55 : Chaudoir, *Mém.*, p. 196.

Hab. Burma, Singapur, Borneo.

interrupta, Schmidt Goebel, *l. c.*, p. 53 : Chaudoir, *Mém.*, p. 194.

Hab. Burma, Siam, Borneo, Ceylon, Colombo (Bates).

ocellata, Chaudoir, *Mém.*, p. 188.

Hab. N. India.

transversa, Schmidt Goebel, Faun. Col. Birm., 1846, p. 54 : Chaudoir, *Mém.*, p. 165.

Hab. Burma.

tetrastigma, Chaudoir, *Mém.*, p. 174.

Hab. Borneo, Sarawak.

pilligera, Chaudoir, Col. Novit., 1883, p. 20.

Hab. Tibet, Moupin.

Genus **LIOPTERA**.

Chaudoir, Ann. Soc. Ent. Belg., xii, 1868, p. 208.

Plato, Bates, Trans. Ent. S. Lond., 1883, p. 231, note.

Hab. N. Borneo.

quadriguttata, Chaudoir, Ann. Soc. Ent. Belg., xii, 1868, p. 208.

Hab. Philippines.

Genus **MOCHTHERUS**.

Schmidt Goebel, Faun. Col. Birm., 1846, p. 76 : Lacord., Gen. Col., i, p. 137 : Mun. Cat., p. 147 : Chaudoir, *Mémoire*, Ann. Soc. Ent. Belg., xii, 1868, p. 240.

Dromius, pt. MacLeay.

Thyreopterus, pt. Dejean, Spec., v, 1831, p. 445.

Cyrtopterus, pt. Motsch., Bull. Mosc., xxxiv (i), 1861, p. 106.

immaculatus, Redtenb., Reise Novara, Zool., ii, Col., 1867, p. 7 : Chaudoir, *Mém.*, p. 243.

Hab. Malacca, Java.

tetraspilotus (*Dromius*), MacLeay, Annul. Javan., 1825, p. 25 : Schaum, Berlin Ent. Zeits., 1860, p. 187 : Chaudoir, *Mém.*, p. 241.

angulatus (*Mochtherus*), Schmidt Goebel, Faun. Col. Birm., 1846, p. 76.

quadrinotatus (*Cyrtopterus*), Motsch., Bull. Mosc., xxxiv (i), 1861, p. 106 : Gerst., Wiegmann Archiv. Naturg., 1863, p. 75.

retractus (*Panagæus*), Walker, Ann. Mag. N. H., (3s.) ii, 1858, p. 203.

tetrasemus (*Thyreopterus*), Dejean, Spec., v, 1831, p. 448.

Hab. India, Malabar, Burma, Java, Borneo, Ceylon, Colombo, Galle (*Bates*), [*Ind. Mus.*, Andaman Islands].

Genus **DOLICHOCTIS**.

Schmidt Goebel, Faun. Col. Birm., 1846, p. 62 : Lacord., Gen. Col., i, p. 136 : Mun. Cat., p. 147 : Chaudoir, *Mémoire*, Ann. Soc. Ent. Belg., xii, 1868, p. 245.

Cyrtopterus, pt. Motsch., Bull. Mosc., xxxiv (i), 1861, p. 106.

Coptodera, pt. Dejean.

angulicollis, Chaudoir, *Mém.*, p. 250.

Hab. Burma, Rangoon.

fasciola, Bates, Ann. Mag. N. H., (5s.) xvii, 1886, p. 205.

Hab. Ceylon, Balangoda.

gilvipes, Dejean, Spec. v, 1831, p. 396 : Chaud., *Mém.*, p. 248.

Hab. Philippines, Manilla.

- gonioderus*, Bates, Ann. Mag. N. H., (5s.) xvii, 1886, p. 204.
Hab. Ceylon, Kitugalle.
- marginifer* (*Dromius*), Walker, Ann. Mag. N. H., (3s.) ii, 1858, p. 209; id, Bates, *l.c. supra*, p. 210.
- parvicollis*, Chaudoir, *Mém.*, p. 249.
Hab. Borneo.
- quadriplagiata*, Motsch., Bull. Mosc., xxxiv (i), 1861, p. 106, t. 9, f. 4: Chaudoir *Mém.* p. 245.
marginicollis (*Colpodes*), Walker, Ann. Mag. N. H., (3s.) ii, 1858, p. 51.
Hab. Ceylon, Anarajapura.
- rotundatus*, Schmidt Goebel, Faun. Col. Birm., 1846, p. 77: Chaud., *Mém.* p. 241, 246: Bates, Ann. Mus. Civ. Gen., (2s.) vii, 1882, p. 111.
Hab. Burma, Bhamo, Teintso, Shwegu.
- striata*, Schmidt Goebel, Faun. Col. Birm., 1846, p. 62: Chaudoir, *Mém.* p. 246.
Hab. Burma, Isl. Aru, ? Celebes.
- tenulimbata*, Oberthür, Notes Leyden Mus., v, 1863, p. 219.
Hab. Sumatra, Serdang.
- tetracolon*, Chaudoir, *Mém.*, p. 248.
Hab. Borneo, Sarawak [*Ind. Mus.*, Sikkim].
- vitticollis*, Bates, Ann. Mag. N. H., (5s.) xvii, 1886, p. 204.
Hab. Ceylon, Dikoya.

Genus **BRACHYCTIS**.

- Chaudoir, Ann. Soc. Ent. Belg., xii, 1868, p. 252.
- rugulosa*, Chaudoir, *l.c.*, p. 252.
Hab. Borneo, Sarawak.

Genus **PELIOCYPAS**.

- Schmidt Goebel, Faun. Col. Birm., 1846, p. 33: Lacord., Gen. Col., i, p. 116: Mun. Cat. p. 127.
- hamatus*, Schmidt Goebel, Faun. Col. Birm., 1846, p. 35.
Hab. Burma.
- luridus*, Schmidt Goebel, *l.c.*, p. 35.
Hab. Burma.
- signifer*, Schmidt Goebel, *l.c.*, p. 35: Bates, Ann. Mag. N. H., (5s.) xvii, p. 209.
Hab. Burma.
- suturalis*, Schmidt Goebel, *l.c.*, p. 34.
Hab. Burma.
- uniformis*, Fairmaire, Ann. Soc. Ent. Fr., (6 s.) viii, 1888., p. 334.
Hab. Tonkin.

Genus **DROMIUS.**

- Bonelli, Obs. Ent., i, 1809, tabl. syn : Lacord., Gen. Col., i, p. 119 : Mun. Cat., p. 128 : Schaum, Ins. Deutschl., i (i), p. 263.
Crossonychus, Chaudoir, Bull. Mosc., xxiii (i), 1850, p. 97.
Lobius, Motsch., Bull. Mosc., xxvii (3), 1864, p. 230.
Microlestes, Schmidt Goebel, Faun. Col. Birm., 1846, p. 41.
Philorhizus, Hope, Col. Man., 1838, p. 66.
- exilis* (*Microlestes*), Schmidt Goebel, Faun. Col. Birm., 1846, p. 42.
 Hab. Burma.
- inconspicuous* (*Microlestes*), Schmidt Goebel, *l.c.*, p. 41.
 Hab. India.
- orthogonioides*, Bates, Ann. Mag. N. H., (5s.) xvii, 1886, p. 205.
 Hab. Ceylon, Dikoya.
- steno*, Bates, *l.c.*, p. 206.
 Hab. Ceylon, Nuwara Eliya.

Genus **BLECHRUS.**

- Motschulsky, Bull. Mosc., xx (3), 1847, p. 219 ; xxi (2), 1848, p. 543 ; Et. Ent., 1858, f. 2, 3 : Mun. Cat., p. 131.
- xanthopus*, Bates, Ann. Mag. N. H., (5s.) xvii, 1886, p. 206.
 Hab. Ceylon, Colombo.

Genus **METABLETUS.**

- Schmidt Goebel, Faun. Col. Birm., 1846, p. 38 : Chaudoir, Bull. Mosc., xxi (i), 1848, p. 94 : Lacord., Gen. Col., i, p. 122 : Mun. Cat., p. 132.
Bomius, pt., Leconte, Ann. Lyc. Nat. Hist. New York., v, 1852, p. 177 : Lacord., Gen. Col., i, p. 120.
Charopterus, Motsch., Et. Ent., 1858, p. 155.
Dromoceryx, Schmidt Goebel, Faun. Col. Birm., 1846, p. 40.
- angularis* (*Dromoceryx*), Schmidt Goebel, *l.c.*, p. 41.
 Hab. Burma.
- dorsalis* (*Dromoceryx*), Schmidt Goebel, *l.c.*, p. 40.
 Hab. Burma.
- quadripunctatus*, Schmidt Goebel, *l.c.*, p. 39 : Bates, Trans. Ent. S. Lond., 1883, p. 284.
 Hab. Bengal, Japan.
- * *tartareus*, Bates, Proc. Zool. S. Lond., 1878, p. 719.
 Hab. Between Yangi Hissar and Sirikol [*Ind. Mus.*, type].

Genus **APRISTUS.**

- Chaudoir, Enum. Carab. Caucas., 1846, p. 62 : *id.*, Bull. Mosc., xxiii (i), 1850, p. 65 : Lacord. Gen. Col., i, p. 123 : Mun. Cat., p. 134.
- aeneipennis* (*Lionyohus*), Schmidt Goebel, Faun. Col. Birm., 1846, p. 37 : Fairm. Ann. Soc. Ent. Fr., (6s.) viii, 1888, p. 335.
 Hab. Burma, Tonkin.

aeneomicans, Chaudoir, Bull. Mosc. xxiii (i), 1850, p. 66.

Hab. N. India, Simla.

subtransparens, Motsch., Bull. Mosc. xxxiv (i), 1861, p. 104; Bates, Ann. Mag. N.H., (5s.) xvii, 1886, p. 206.

Hab. Ceylon, Nuwara Eliya, Hadley, Dikoya (Bates).

Genus **APRISTOMORPHUS.**

Motschulsky, Bull. Mosc. xxxiv (i), 1861, p. 104.

sexpunctatus, Motschulsky, *l.c.*, p. 105, t. 9, f. 2.

Hab. Ceylon, Nuwara Eliya.

Genus **LIONYCHUS.**

Wissmann, Stettin Ent. Zeit., vii, 1846, p. 25; Lacord., Gen. Col., i, p. 122: Mun. Cat., p., 133: Schmidt Goebel, Faun. Col. Birm., p. 36.

albivittis, Bates, Ann. Mag. N. H., (5s.) xvii, 1886, p. 207.

Hab. Ceylon, Peradeniya.

marginellus, Schmidt Goebel, Faun. Col. Birm., 1846, p. 37, t. 3, f. 3.

Hab. Burma.

Genus **TETRAGONICA.**

Motschulsky, Et. Ent., 1859, p. 26; Mun. Cat., p. 136; Bates Ann. Mag. N. H., (5s.) xvii, 1886, p. 207.

catenata, Bates, Ann. Mag. N. H., (5s.) xvii, 1886, p. 208.

Hab. Ceylon, Bogawantalawa.

euproctoides, Bates, *l.c.*, p. 209.

Hab. Ceylon, Colombo.

fusca, Motschulsky, Et. Ent., 1859, p. 28, t. 1, f. 2.

Hab. Ceylon, Nuwara Eliya, Dikoya, Bogawantalawa (Bates).

intermedia, Bates, Ann. Mag. N. H., (5s.) xvii, 1886, p. 208.

Hab. Ceylon, Horton Plains.

mellea, Bates, *l.c.*, p. 208.

Hab. Ceylon, Colombo.

repandens, Walker, Ann. Mag. N. H., (3s.) iii, 1859, p. 51: Bates, *l.c. supra*, p. 210.

Hab. Ceylon.

Genus **BRACHICHILA.**

Chaudoir, *Mémoire*, Ann. Soc. Ent. Belg., 1868, p. 123.

hypocrita, Chaudoir, *Mém.*, *l.c.*, p. 123.

Hab. Hongkong.

Genus **TANTILLUS.**

Chaudoir, *Mémoire*, Ann. Soc. Ent. Belg., 1868, p. 126.

brunneus, Chaudoir, *Mém.*, *l.c.*, p. 126.

Hab. Ceylon, Dikoya (Bates).

vittatus, Bates, Ann. Mag. N. H., (5s.) xvii, 1886, p. 202.

Hab. Ceylon, Bogawantalawa.

Genus **SINURUS.**

Chaudoir, *Mémoire*, Ann. Soc. Ent. Belg., xii, 1868, p. 129.

opacus, Chaudoir, *Mémoire*, p. 130.

Hab. Borneo, Sarawak.

Genus **SERRIMARGO.**

Chaudoir, *Mémoire*, Ann. Soc. Ent. Belg., xii, 1868, p. 134.

Thyreopterus, pt. Schaum, Chaudoir *olim*.

guttiger, Schaum, Berlin. Ent. Zeits., iv, 1860, p. 189, t. 3. f. 5 : Chaudoir, *Mém.*, p. 135.

Hab. Borneo, Sarawak, Malacca.

verrucifer, Chaudoir, Rev. Mag. Zool. (2s.) xxi, 1869, p. 171 ; *Mém.*, p. 135.

Hab. Malacca.

Genus **PERIPRISTUS.**

Chaudoir, *Mémoire*, Ann. Soc. Ent. Belg., xii, 1868, p. 135.

ater (*Thyreopterus*), Lap. de Casteln., Et. Ent., 1834, p. 149 : Schmidt Goebel, Faun. Col. Birm., p. 79 : Chaudoir, *Mém.*, p. 136 ; Bates, Ann. Mus. Civ. Gen. (2s.) vii, 1889, p. 110.

Hab. Burma, Malacca, Bhamo, Tenasserim.

Genus **THYREOPTERUS.**

Dejean, Spec., v, 1831, p. 445 : Lacord., Gen. Col., i, p. 143 : Schaum, Berlin. Ent. Zeits., iv, 1860, p. 186 : Mun. Cat., p. 151 : Chaudoir, *Mémoire*, Ann. Soc. Ent. Belg., xii, 1868, p. 141.

Thysanotus, Chaudoir, Bull. Mosc., xxi (i), 1848, p. 123.

impressus, Schmidt Goebel, Faun. Col. Birm., 1846, p. 80 : Chaudoir, *Mém.*, p. 142 : *gen. dub.*

Hab. Burma.

Genus **MISCELUS.**

Klug, Jahrb. Insect., 1834, p. 82 : Lap. de Casteln., Hist. Nat. An. Art. Ins., i, p. 311 : Lacordaire, Gen. Col., i, p. 146 : Chaudoir, Berlin. Ent. Zeits., iv, 1861, p. 125 : *id.*, Ann. Soc. Ent. Belg., xii, 1868, p. 152 : Mun. Cat., p. 154.

Leptodactyla, Brullé, Hist. Nat. Ins., iv, 1837, p. 130.

convexicollis, Putzeys, Ann. Mus. Civ. Gen., vii, 1875, p. 724.

Hab. Borneo, Sarawak.

javanus, Klug, Jahrb. Insect., 1834, p. 82, t. 1, f. 9 : Lap. de Casteln., Hist. Nat. An. Art. Ins., i, p. 32 : Putzeys, Ann. Mus. Civ. Gen., vii, 1875, p. 723.

apicalis (*Leptodactyla*), Brullé, Hist. Nat. Ins., iv, 1837, p. 130, t. 4, f. 1.

Hab. Java, Borneo, Sarawak [*Ind. Mus.*, Andaman Islands].

paradoxus, Putzeys, Ann. Mus. Civ. Gen., vii, 1875, p. 724.

Hab. Philippines

- rufiventris*, Walker, Ann. Mag. N. H., (3s.) ii, 1858, p. 202.
ceylonicus, Chaudoir, Berlin Ent. Zeits., v, 1861, p. 125.
 Hab. Ceylon, Colombo (*Bates*).
- unicolor*, Putzeys, Mém. Soc. Liège, ii, 1845, p. 375 ; *id.*, Ann. Mus. Civ. Gen., vii, 1875, p. 725.
 Hab. Java.

Genus **HOLCODERUS.**

- Chaudoir, Ann. Soc. Ent. Belg., xii, 1868, p. 153.
- auripennis*, Chaudoir, Bull. Mosc., lii (2), 1877, p. 198.
 Hab. Penang.
- limbipennis*, Chaudoir, *l.c.*, p. 199.
 Hab. Penang.
- praemorsus*, Chaudoir, Ann. Soc. Ent. Belg., xii, 1868, p. 153.
 Hab. Ceylon, Dikoya, Bogawantalawa (*Bates*).

Genus **CATASCOPIUS.**

- Kirby, Trans. Linn. S. Lond., xiv, 1825, p. 94 : Schmidt Goebel, Faun. Col. Birm., p. 80 : Lacord., Gen. Col., i, p. 145 : Mun. Cat., p. 152 : W. W. Saunders, Trans. Ent. S. Lond., (3s.) i, 1863, p. 455 : Chaudoir, Bull. Mosc., xxi (i), 1848, p. 113. ; *id.*, Berlin Ent. Zeits., v, 1861, p. 116 ; *id.*, Ann. Soc. Ent. Belg., xii, p. 158.
Cyphosoma, Hope, Anu. Mag. N., H., ix, p. 426.
- aeneipennis*, Chaudoir, Berlin Ent. Zeits., v, 1861, p. 118.
 Hab. Dekhan.
- aeneus*, Saunders, Trans. Ent. S. Lond., 1863, p. 467, t. 17, f. 2 a-b.
 Hab. Borneo, Sarawak.
- aequatus*, Dejean, Spec., v, 1831, p. 452 : Lap. de Casteln., Hist. Nat. Ins., i, p. 54.
 Hab. Philippines, Manila.
- andamanensis*, Chaudoir, Bull. Mosc., lii (2), 1877, p. 200.
 Hab. Andaman Islands.
- angulatus*, Chaudoir, Berlin Ent. Zeits., v, 1861, p. 117.
elegans, MacLeay, Annul. Javan., 1825, p. 15 (*nec Fabr.*).
facialis, Dejean, Spec., v, 1831, p. 452 (*neo Wied.*).
 var. *illustris*, Mannerheim, Bull. Mosc., xxxiii (i), 1850, p. 89.
 „ *ovygonus*, Chaudoir, Berlin Ent. Zeits., v, 1861, p. 117 ; Rev. Mag. Zool., (2s.) xxiii, 1872, p. 244 : Saund., Trans. Ent. S. Lond., 1863, p. 468.
 Hab. Malacca, Java, Borneo, Amboina, Ternate, Macassar.
- brachypterus*, Chaudoir, Berlin Ent. Zeits., v, 1861, p. 119 ; Saund., Trans. Ent. S. Lond., 1863, p. 468.
 Hab. Borneo, Sarawak, Singapur.
- cingalensis*, Bates, Ann. Mag. N. H., (5s.) xvii, 1886, p. 203.
 Hab. Ceylon, Kandy, Balangoda.
- cupreicollis*, Waterhouse, Trans. Ent. S. Lond., 1877, p. 1.
 Hab. Andaman Islands.

- cupripennis** (*Pericalus*), Thomson, Arch. Ent. i, 1857, p. 282 : Chaudoir, Berlin-Ent. Zeits., v, 1861, p. 122.
Hab. Singapur, Borneo, Sarawak.
- cyanellus**, Chaudoir, Bull. Mosc., xxi (i), 1848, p. 113.
Hab. Nepál.
- cyanipennis**, Chaudoir, *l.c.*, xxvii (i), 1854, p. 130.
Hab. N. India.
- elegans**, Fabr., Syst. Eleuth., i, 1801, p. 184 : Chaudoir, Bull. Mosc., xxiii (2), 1850, p. 354 ; Berlin Ent. Zeits., v, 1861, p. 120 : Lap. de Casteln., Hist. Nat. Ins. Col., i, p. 54, t. 4, f. 2.
amoenus, Chaudoir, Berlin Ent. Zeits., v, 1861, p. 120 : Rev. Mag. Zool. (2s.) xxiii, 1872, p. 247, 250 : Saund., Trans. Ent. S. Lond., 1863, p. 468.
var. *australasiæ*, Hope, Ann. Mag. N. H., ix, 1842, p. 426.
,, *celebensis*, Thoms., Arch. Ent., i, 1857, p. 282.
? *elegans*, Schmidt Goebel, Faun. Col. Birm. p. 83, *neo* Weber.
? *lateralis*, Brullé, Hist. Nat. Ins., iv, 1837, p. 233.
nitidulus, Lap. de Casteln., Et. Ent., 1834, p. 60.
var. *cyaneus*, Chaudoir, Rev. Mag. Zool., 1872, p. 247.
Hab. Java, Sumatra, Philippines, Ambina, Aru, Dorey, Batchian, Ceram, Celebes, Australia, Cape York, New Guinea.
- elevatus**, Schmidt Goebel, Faun. Col. Birm., 1846, p. 84.
Hab. Burma, Martaban.
- excisus**, Motschulsky, Bull. Mosc., xxxvii (4), 1864, p. 303.
Hab. India.
- facialis**, Wiedemann, Zool. Mag., i (3), 1819, p. 165 : Dejean, Spec., i, p. 329 ; Ic., ii, p. 116, t. 7, f. 8 : Brullé, Hist. Nat. Ins. Col., i, p. 232 : Chaudoir, Bull. Mosc., xxiii (2), 1850, p. 352 ; *id.*, Berlin Ent. Zeits., v, 1861, p. 116 : Saund., Trans. Ent. S. Lond., 1863, p. 468 : Bates, Ann. Mus. Civ. Gen., (2s.) viii, 1889, p. 12.
Hardwickei, Kirby, Trans. Linn. S. Lond., xvi, p. 98, t. 3, f. 1.
Hab. Bengal, Burma, Bhamo, Malacca, Ternate, Batchian, Ceram [*Ind. Mus.*, Sibságar, Assam].
- fuscocaneus**, Chaudoir, Rev. Mag. Zool., (2s.) xxiii, 1872, p. 247, 249.
canus, Motsch., Bull. Mosc., xxxvii (4), 1864, p. 303 (*neo* Saund.)
Hab. Penang, Malacca.
- Goebelli**, Gemm. & Har., Mun. Cat., 1868, p. 153 : Chaudoir, Rev. Mag. Zool., (2s.) xxiii, 1872, p. 245.
facialis, Schmidt Goebel, Faun. Col. Birm., p. 81 (*neo* Wied.) : Chaud., Bull. Mosc., xxiii (2), 1850, p. 352.
? var. *basalis*, Chaudoir, Rev. Mag., *l.c.*, p. 245.
Hab. Burma, Malacca.
- gracilis**, Oberthür, Notes Leyden Mus., v, 1883, p. 220.
Hab. Sumatra, Serdang ; Philippines, Mindanao.
- punctipennis**, Saunders, Trans. Ent. S. Lond., 1863, p. 464, t. 18, f. 4 a-b.
Hab. Singapur.

- reductus**, Walker, Ann. Mag. N. H., (2s.) ii, 1858, p. 203 : ? *neo* Chaudoir, Berlin Ent. Zeits., v, 1861, p. 117 ; Rev. Mag. Zool., (2s.) xxiii, 1872, p. 245 : Bates, Ann. Mag. N. H., (5s.) xvii, 1886, p. 210.
Hab. India, Ceylon, Malacca.
- regalis**, Schmidt Goebel, Faun. Col. Birm., 1846, p. 84.
Hab. Burma.
- ? rufipes**, Gory, Ann. Soc. Ent. Fr., 1833, p. 204 : Chaud., Rev. Mag. Zool., (2s.) xxiii, 1872, p. 269.
Subquadratus, Motschulsky, Bull. Mosc., xxxvii (3), 1864, p. 302.
Hab? India (*neo* Senegal).
- Schaumii**, Saunders, Trans. Ent. S. Lond., 1863, p. 457, t. 17, f. 3 *a-b*.
Hab. Borneo, Sarawak.
- simplex**, Chaudoir, Rev. Mag. Zool., (2s.) xxiii, 1872, p. 246.
Hab. Philippines, Mindanao.
- smaragdulus**, Dejean, Spec., i, 1825, p. 331 : Lap. de Casteln., Hist. Nat. Ins., i, p. 54 : Chaudoir, Berlin Ent. Zeits., v, 1861, p. 119.
? *pauper*, Schmidt Goebel, Faun. Col. Birm., 1846, p. 84.
Hab. Java, Burma [*Ind. Mus.*, Andaman Islands].
- splendidus**, Saunders, Trans. Ent. S. Lond., 1863, p. 459, t. 17, f. 1*a-b*.
costulatus, Chaudoir, Rev. Mag. Zool. 1863, p. 489 ; *ib.*, 1872, p. 249.
Hab. Borneo, Sarawak.
- versicolor**, Saunders, *l. c. supra*, p. 463, t. 18, f. 1*a-b*.
Hab. Sumatra.
- violaceus**, Schmidt Goebel, Faun. Col. Birm., 1846, p. 82.
Hab. Burma, Maulmain.
- virens**, Chaudoir, Rev. Mag. Zool., (2s.) xxiii, 1872, p. 245.
Hab. Celebes, ? India.
- Vollenhovenii**, Chaudoir, *l. o.*, p. 248.
Hab. Sumatra.
- Whithillii**, Hope, Col. Man., ii, 1838, p. 164, t. 3, f. 2.
Hab. India [*Ind. Mus.*, Sikkim, Assam, Calcutta, Burma].

Genus **PERICALUS**.

- MacLeay, Annul. Javan., 1825, p. 15 : Schmidt Goebel, Faun. Col. Birm., p. 85 : Lacord., Gen. Col., i, p. 174 : Mun. Cat., p. 154 : Chaudoir, Bull. Mosc., xxi (i), 1848, p. 111 ; Berlin. Ent. Zeits., 1861, p. 123 ; *id.*, Ann. Soc. Ent. Belg., xii, 1868, p. 158 : Schaum, Berlin. Ent. Zeits., iv, 1860, p. 189 : Bates, Ent. Mon. Mag., vi, 1869, p. 69.
Coeloprosopus, Chaudoir, Bull. Mosc., xv (i), 1842, p. 839.
Pericalius, Chaudoir, *aut.*
- cicindeloides**, MacLeay, Annul. Javan., 1825, p. 15, t. 1, f. 2 : Gray Griffith's Anim. Kingd., Ins., i, 1832, t. 15, f. 2 : Brullé, Hist. Nat. Ins., Col., i, p. 230 : Lap. de Casteln., Hist. Nat. Ins., i, p. 57.
Hab. Java.

- suttatus*, Chevrolat, Mag. Zool., 1832, cl, ix, t. 46 : Brullé, Hist. Nat. Ins., Col., i, p. 231 : Lap. de Casteln., Hist. Nat. Ins., i, p. 57.
Hab. Java.
- laetus*, Schaum, Berlin. Ent. Zeits., iv, 1860, p. 190.
Hab. Borneo.
- longicollis*, Chaudoir, Ann. Soc. Ent. Belg., xii, 1868, p. 159.
Hab. Malacca.
- ornatus*, Schmidt Goebel, Faun. Col. Birm., 1846, p. 86.
Hab. Burma.
- quadriraaculatus* (*Catasopus*), MacLeay, Annul. Javan., 1825, p. 15 : Lap. de Casteln., Hist. Nat. Ins., i, p. 55, t. 4., f. 3 : (*Cosloprosopus*) Chaudoir, Bull. Mosc., xv (i), 1842, p. 839.
quadrisignatus, Lap. de Casteln., Ann. Soc. Ent. Fr., 1832, p. 392.
Hab. Java.
- tetrastigma*, Chaudoir, Berlin. Ent. Zeits., v, 1861, p. 123.
Hab. Singapur, Sarawak.
- undatus*, Chaudoir, Bull. Mosc., xxi (i), 1848, p. 111.
Hab. Philippines.
- xanthopus*, Schaum, Berlin. Ent. Zeits., iv, 1860, p. 191.
Hab. Borneo.

Genus CALLEIDA.

- Dejean, Spec., i, 1825, p. 220 : Lacord., Gen. Col., i, p. 105 : Chaudoir, *Monograph*, Ann. Soc. Ent. Belg., xv, 1872, p. 103 : Mun. Cat., p. 114 : Schmidt Goebel, Faun. Col. Birm., p. 32 ; Bates, Biol. Centr. Amer., Col i (i), p. 203.
Calleida, Chaudoir, *l.c. supra*.
Trigonothops, W. MacLeay, Trans. Ent. S. N. S. W., i, 1864.
- chloroptera*, Dejean, Spec., v, 1831, p. 340 : Schmidt Goebel, Faun. Col. Birm., p. 33 : Chaud., *Mon.*, p. 112.
Hab. India, Java.
- cupreo-micans*, Oberthür, Notes Leyden Mus., v, 1883, p. 218.
Hab. E. Sumatra, Serdang.
- femoralis*, Chaudoir, *Mon.*, p. 112.
Hab. Dekhan.
- lativittis*, Chaudoir, *Mon.*, p. 113.
Hab. Dekhan.
- lepida*, Redtenb., Reise Novara, Zool. ii, Col., 1867, p. 6, t. 1, f. 2 : Chaudoir, *Mon.*, p. 112.
Hab. Hongkong, Japan.
- ? *onypterygoides*, Chaudoir, *Mon.*, p. 123.
Hab. ? Dekhan, ? Colombia.
- propinqua*, Fleutiaux, Ann. Soc. Ent. Fr., (6s.) vii, 1887, p. 59.
Hab. Annam, Hué.

- splendidula* (*Carabus*), Fabr., Syst. Eleuth., i, 1801, p. 184: Dejean (*Calleida*), Spec. v, p. 341 : ? (*Lebia*) MacLeay, Annul. Javan., p. 26 : Schmidt Goebel, Faun. Col. Birm., p. 32 : Chaud., *Mon.*, p. 113.
rubricata (*Calleida*), Motsch., Bull. Mosc., xxxvii (2), 1864, p. 238.
 Hab. Bengal, Java, Hongkong, Shanghai.
 ? *terminata*, Waterhouse, Trans. Ent. S. Lond., 1876, p. 11.
 Hab. Borneo, Sarawak.

Genus **PLOCHIONUS.**

- Dejean, Spec., i, 1825, p. 250 : Hope, Col. Man., ii, t. 1, f. 6 : Schmidt Goebel, Faun. Col. Birm., p. 42 : Lacord., Gen. Col., i, p. 185 : Mun. Cat., p. 147 : Chaudoir, *Monograph*, Ann. Soc. Ent. Belg., xv, 1872, p. 168 : Bates, Biol. Centr. Amer., Col., i (i), p. 197.
brunneus (*Lebia*), Wiedemann, Zool. Mag., ii (i), 1823, p. 59 : *gen. dub.* ? *Lebia*.
 Hab. India, Bengal.
fenestratus, Schmidt Goebel, Faun. Col. Birm., 1846, p. 42 : *gen. dub.*
 Hab. Burma.
pallens (*Carabus*), Fabricius, Syst. Ent., 1775, p. 244 : Chaudoir, *Mon.*, p. 76 : Bates, Biol. Centr. Amer., Col., i (i), p. 198.
Boisduvalii, Gory, Ann. Soc. Ent. Fr., 1833, p. 189.
Bonfilii, Dejean, Spec., i, p. 251 : Hope, Col. Man., ii, t. 1, f. 6 : Brullé, Hist. Nat. Ins. Col., i, p. 224, t. 7, f. 6 : Lap. de Casteln., Hist. Nat. An. Art., i, p. 41.
 Hab. N. and S. America, Europe, Africa, Asia, Java, Formosa, Oceania.

Genus **CROSSOGLOSSA.**

- Chaudoir, *Monograph*, Ann. Soc. Ent. Belg., xv, 1872, p. 177.
latecnota, Bates, Trans. Ent. S. Lond., 1873, p. 315.
 Hab. Hongkong, Japan.
nigrolineata (*Plochionus*), Chaudoir, Bull. Mosc., xxv (i), 1852, p. 44 ; *Mon.*, p. 180.
 Hab. Bengal.
testacea, Chaudoir, *Mon.*, p. 178.
 Hab. Dekhan.

Genus **BOTHYNOPTERA.**

- Schaum, Jl. Ent., ii (1863), 1866, p. 75 : Mun. Cat., p. 143 : Chaudoir, Ann. Soc. Ent. Belg., xv, 1872, p. 181.
dorsigera, Schaum, *l.c. supra*, p. 76, t. 4, f. 3 : Chaudoir, *l.c. supra*, p. 181.
 Hab. N. India.

Genus **ENDYNOMENA.**

- Chaudoir, Ann. Soc. Ent. Belg., xv, 1872, p. 186.
 ? *Pradieri*, Fairmaire, Rev. Mag. Zool., 1849, p. 34 : Chaudoir, *l.c. supra*, p. 186.
 Hab. Marquesas Islands, ? Pondicherry.

Genus **ANCHISTA.**

- Nietner, Jl. As. Soc. Ben., xxvi 1856, p. 523 ; *id.*, Ann. Mag. N. H., (2s.) xix, 1857, p. 374 : Mun. Cat., p. 118 : Chaudoir, Bull. Mosc., lii (2), 1877, p. 236.
Paraphaea, Bates, Trans. Ent. S. Lond., 1873, p. 312.
- binotata (*Plochionus*), Dejean, Spec., i, 1825, p. 252 : Bates, Ann. Mus. Civ. Gen., (2s.) vii, 1889, p. 111.
discophora, (*Callida*), Chaudoir, Bull. Mosc., xxv (i), 1852, p. 48.
signifera (*Paraphaea*), Bates, Trans. Ent. S. Lond., 1873, p. 312.
 Hab. N. India, Andamans, Mariannes, Japan.
- curydesa, Chaudoir, Bull. Mosc., lii (2), 1877, p. 236.
 Hab. India.
- glabra, Chaudoir, *l.c.*, p. 237.
 Hab. India, Pondicherry.
- modesta, Nietner, Journ. As. Soc. Ben., xxv, 1856, p. 523 : Ann. Mag. N. H., (2s.) xix, 1857, p. 375 : Chaudoir, *l.c. supra*, p. 239.
 Hab. Ceylon, Colombo.
- picea, Chaudoir, Bull. Mosc., lii (2), 1877, p. 238.
 Hab. Dekhan.
- subpubescens, Chaudoir, *l.c.*, p. 238.
 Hab. N. India.

Genus **CYMINDIS.**

- Latreille, Gen. Crust., i, 1806, p. 190 : Lacord., Gen. Col., i, p. 108 : Mun. Cat., p. 118 : Schmidt Goebel, Faun. Col. Birn.; p. 31 : *Monograph*, Chaudoir, Berlin. Ent. Zeits., xvii, 1873, p. 53.
- Anomotus*, Fischer, Ent. Imp. Russ., i, 1821, p. 125.
Arrhostus, Motsch., Bull. Mosc., xxxvii (3), 1864, p. 240, *tab.*
Berus, Motsch., *l.c.*, p. 240.
Cymindoidea, Lap. de Casteln., Ann. Soc. Ent. Fr., i, 1832, p. 390 : Chaud., Bull. Mosc., xxix (3), 1875, p. 9.
Malisus, Motsch. *l.c. supra*, p. 240.
Mastus, Motsch., *l.c. supra*, p. 240.
Menas, Motsch., *l.c.*, p. 240.
Philoteonius, Mannerheim, Brachyél., ii, 1837, p. 42 : Mun. Cat., p. 123.
Prammastus, Motsch., *l.c. supra*, p. 240, 299; *tab. syn.*
Tarsostinus, Motsch., *l.c.* p. 240.
Torus, Clairville, Ent. Helv., i, 1806, p. 94 : Motsch., *l.c. supra*, p. 240, 302.
- **attonata*, Jakowleff, Hor. Soc. Ent. Ross., xxi, 1887, p. 150.
 Hab. Pámir, Gilgit.
- distigma (*Cymindoidea*), Chaudoir, Bull. Mosc. xlix (3), 1875, p. 15.
 Hab. Bengal.
- glabella, Bates, Proc. Zool. S. Lond., 1878, p. 719.
 Hab. India, Ládák [*Ind. Mus.*, type].

- indica*, Schmidt Goebel, Faun. Col. Birm., 1846, p. 31 : Chaudoir, Bull. Mosc., xlix (3), 1875, p. 16.
Guerinii, Chaudoir, Bull. Mosc., xxiii (i), 1850, p. 49.
 Hab. Burma, N. India, Nilgiris.
- *Mannerheimi* Gebler, Bull. Ac. St. Petersb., i, 1842, p. 36 : Bull. Mosc., 1859, p. 317.
 Hab. Siberia [*Ind. Mus.*, Yarkand Mission, Bates].
- nigra*. (*Cymindoidea*), Chaudoir, Bull. Mosc., xlix (3), 1875, p. 19.
 Hab. Coromandel.
- quadrimaculata*, Redtenbacher, Hügel Kaschm., iv (2), 1844, p. 499, t. 23, f. 3.
 Hab. India.
- ? *stigmula* (*Cymindis*), Chaudoir, Bull. Mosc., xxv (i), 1852, p. 57 : *ib.*, xlix (3), 1875, p. 61.
 Hab. N. India, Simla.

Genus **TARIDIUS**.

- Chaudoir, Bull. Mosc., xlix (3), 1875, p. 7.
- opaculus*, Chaudoir, *l.c.*, p. 8.
 Hab. N. India.

Genus **PLATYTARUS**.

- Fairmaire, Bull. Soc. Ent. Fr., (2s.) viii, 1850, p. xvii : Mun. Cat., p. 123.
- Boysii* (*Cymindis*), Chaudoir, Bull. Mosc., xxiii (i), 1850, p. 60.
 Hab. N. India, Simla.

Genus **CELAENEPHES**.

- Schmidt Goebel, Faun. Col. Birm., 1846, p. 77 : Lacord., Gen. Col., i, p. 133 : Mun. Cat., p. 148.
- parallelus*, Schmidt Goebel, *l.c.*, *supra*, p. 78, t. 2, f. 5.
linearis (*Loistus*), Walker, Ann. Mag. N. H., (3s.) ii, 1858, p. 203.
 Hab. Burma, Ceylon, Malacca, Perak, Siam, Sumatra, New Caledonia.

Genus **PENTAGONICA**.

- Schmidt Goebel, Faun. Col. Birm., 1846, p. 48 : Lacord., Gen. Col., i, p. 133 : Schaum, Berlin. Ent. Zeits., vii, 1863, p. 74 : Chaudoir, Bull. Mosc., lii (2), 1877, p. 212 : Bates, Trans. Ent. S. Lond., 1873, p. 321.
- Didotus*, Leconte, Trans. Amer. Phil. Soc., 1853, p. 377.
- Elliotia*, Nietner, Jl. As. Soc. Beng., xxv, 1856, p. 524 ; *id.*, Ann. Mag. N. H., (2s.) xix, 1857, p. 375.
- Rhombodera*, Reiche, Rev. Zool., 1842, p. 313 : Lacord., Gen. Col., i, p. 139 : Mun. Cat., p. 148 : Schaum, Berlin Ent. Zeits., vii, 1863, p. 74 (*nomen praeoc.*).
- Trichothorax*, Montrouzier, Ann. Soc. Ent. Fr., 1860, p. 235.
- Wakefieldia*, Broun, Man. New Zeal. Col., 1880, p. 62.
- Xenothorax*, Wollaston, Col. Hesper., 1867, p. 15.

Erichsonii, Schmidt Goebel, Faun. Col. Birm., 1846, p. 48.
Hab. Burma.

marginata, Motsch., Bull. Mosc., xxxiv (i), 1861, p. 105, t. 9, f. 3.
Hab. Ceylon.

pallipes (*Elliotia*), Nietner, Jl. As. Soc. Ben., 1856, p. 525; Ann. Mag. N. H., (2s.)
xix, 1857, p. 376.
? = *Erichsonii*, Schmidt Goebel, *q.v.*
Hab. Ceylon.

rufoollis, Schmidt Goebel, Faun. Col. Birm., 1846, p. 48.
Hab. Burma, N. India.

sturalis (*Rhombodera*), Schaum, Berlin. Ent. Zeits., vii, 1863, p. 75.
Hab. Hongkong.

transparipes, Motsch ulsky, Et. Ent., 1859, p. 29.
Hab. Ceylon, Kandy (*Bates*).

HELLUONINI:—*Lacordaire*, Gen. Col., i, p. 90 : *Horn*, Gen. Carab., p. 160 : *Leconte*
& *Horn*, Class. Col., p. 45.

Genus **CREAGRIS.**

Nietner, Jl. As. Soc. Beng., xxvi, 1857, p. 139; Ann. Mag. N. H., (2s.) xx, 1857,
p. 277 : *Chaudoir*, Rev. Mag. Zool., (2s.) xxiii, 1872, p. 262 : *Gestro*, Ann. Mus.
Civ. Gen., vii, p. 868.

Pseudohellus, Lap. de Casteln., Nat. Austr. Col., 1867, p. 18.

affinis, B. *Gestro*, Ann. Mus. Civ. Gen., vii, 1875, p. 870, fig.
Hab. Siam, Bangkok.

labrosus, Nietner, Jl. As. Soc. Beng., xxvi, 1857, p. 139; Ann. Mag. N. H., (2s.) xx,
1857, p. 278 : *Chaudoir*, Rev. Mag. Zool., (2s.) xxiii, 1872, p. 213 : B. *Gestro*,
l.c. supra, p. 872, fig.

piceus, Schaum, Berlin. Ent. Zeits., 1863, p. 80 : *id.*, *l.c.*, 1864, p. 116, t. 2,
f. 6.

Hab. Ceylon, Colombo (*Bates*).

Genus **MACROCHILUS.**

Hope, Col. Man., ii, 1838, p. 116 : *Schmidt Goebel*, Faun. Col. Birm., p. 64 : *Lacord.*,
Gen. Col., i, p. 93 : *Schaum*, Berlin Ent. Zeits., vii, 1863, p. 80 : *Chaudoir*, Bull.
Mosc., lii (2), 1877, p. 247.

Acanthogenius, *Reiche*, Ann. Soc. Ent. Fr., xi, 1842, p. 3 : *Lacord.*, Gen.
Col., i, p. 93.

Macrocheilus, (*Kirby*), *Hope*, *l.c. supra*.

Meladroma, *Motsch.*, Et. Ent., 1855, p. 54 : *Chaud.*, Rev. Mag. Zool., (2s.)
xxiii, 1872, p. 171.

anguloides, Chaudoir, Rev. Mag. Zool., (2a.) xxiii, 1872, p. 169.

Hab. Bengal.

asteriscus, White, Ann. Mag. N. H., xiv, 1844, p. 422 : Chaudoir, Rev. Mag. Zool., 1872, p. 172.

crucifer, Redtenbacher, Reise Novara, Zool. ii, Col., 1867, p. 4, t. 2, f. 3.

Hab. China, Hongkong [*Ind. Mus.*, Hongkong].

Bensonii, Hope, Col. Man., ii, 1838, p. 166, t. 1, f. 5 : Chaudoir, Rev. Mag. Zool. *supra*, p. 212.

quadrinaculatus, Guérin, Rev. Zool., 1840, p. 88 : Rev. Mag. Zool., Ins. t. 47.

Hab. N. India, Madras, Ceylon, [*Ind. Mus.*, Madras, Giridhi, Sibságar, Darjiling, Barki].

distactus, Wiedemann, Zool. Mag., ii (i), 1823, p. 49.

Hab. Java.

dorsalis, Klug, Jahrb. Insect., 1834, p. 77.

Hab. India.

impictus, Wiedemann, Zool. Mag., ii (i), 123, p. 49.

Hab. Java.

scapularis, Reiche, Ann. Soc. Ent. Fr., xi, 1842, p. 343.

Hab. India.

trimaclatus, Chaudoir, Rev. Mag. Zool., (2a.) xxiii, 1872, p. 171.

Hab. Dekhan.

tripustulatus, Fabr., Ent. Syst., i, 1792, p. 145 : Dejean, Spec., i, p. 266 : Guérin, Voy. Delessert, ii, p. 34 : Schmidt Goebel, Faun. Col. Birm., p. 65, pt. : (*Helluo*) Lap. de Casteln., Hist. Nat. Ins., i, p. 47 : Chaudoir, Rev. Mag. Zool., (2a.) xxiii, 1872, p. 212.

Hab. Java, Burma [*Ind. Mus.*, Bangoen].

Genus PLANETES.

MacLeay, Annul. Javan., 1825, p. 28 : Lacord., Gen. Col., i, p. 94 : Mun. Cat., p. 95.

Heteroglossa, Nietner, Jl. As. Soc. Beng., xxvi, 1857, p. 141 ; Ann. Mag. N. H., (2a.) xx, 1857, p. 279.

bimaclatus, MacLeay, *l.c. supra*, p. 29, t. 1, f. 8 : Chaudoir, Rev. Mag. Zool., 1872, p. 139 : Bates, Trans. Ent. S. Lond., 1873, p. 304.

Hab. Java, China, Japan.

elegans, Nietner, Jour. As. Soc. Beng., xxvi, 1857, p. 143 ; *id.*, Ann. Mag. N. H., (2a.) xx, 1857, p. 281.

Hab. Ceylon.

trimaclatus, Schaum, Berlin. Ent. Zetts., 1863, p. 81.

Hab. Malacca.

- ruficeps**, Schaum, *l.c.*, p. 81; Chaudoir, *Rev. Mag. Zool.*, 1872, p. 189.
bimaculatus, Nietner (*neo* MacLeay), *Jl. As. Soc. Ben.*, xxvii, 1887; p. 144;
Ann. Mag. N. H., (2s.) xx, p. 282.
 Hab. Ceylon.
- ruficollis**, Nietner, *Jl. As. Soc. Ben. l.c. supra*, p. 144; *Ann. Mag., l.c. supra*, p. 282.
 Hab. Ceylon.
- secernendus**, Oberthür, *Notes Leyden Mus.*, v, 1883, p. 217.
 Hab. E. Sumatra, Serdang.
- simplex**, Bates, *Ann. Mag. N. H.*, (5s.) xvii, 1886, p. 199.
 Hab. Ceylon, Peradeniya.

Genus **OMPTRA**.

- Reiche, *Ann. Soc. Ent. Fr.*, 1842, p. 330; Lacord., *Gen. Col.*, i, p. 94; *Mun. Cat.*, p. 100.
- atrata**, Klug, *Jahrb. Insect.*, 1834, p. 72.
 Hab. India.
- complanata**, Reiche, *Ann. Soc. Ent. Fr.*, 1842, p. 342; Chaudoir, *Rev. Mag. Zool.* (2s.) xxiii, 1872, p. 141.
brevis, Chaudoir, *Bull. Mosc.*, xxiii (1), 1850, p. 36.
 Hab. India, Simla.
- hirta**, *Fabr. Syst. Eleuth.*, i, 1801, p. 214; Dejean, *Spec.*, i, p. 284; *l.c.*, ii, t. 7, f. 1:
 (*Helluo*) Lap. de Casteln., *Hist. Nat. An. Art.*, i, p. 47.
 Hab. India [*Ind. Mus.*, Bengal, Giridhi, Vizagapatam. S. India].
- villosa**, Klug, *Jahrb.*, i, 1834, p. 71.
attelaboides, *Fabr., Syst. Eleuth.*, i, 1801, p. 24; Erichs., *Stettin Ent. Zeit.*, 1847, p. 141.
 Hab. India, Ceylon.
- rospundicollis**, Chaudoir, *Rev. Mag. Zool.*, (2s.) xxiii, 1872, p. 149.
 Hab. India.
- rufipes**, Klug, *Jahrb. Ins.*, i, 1834, p. 72; Chaudoir, *l.c. supra*, p. 141; Bates, *Ann. Mag. N. H.*, (5s.) xvii, 1886, p. 71.
 Hab. India, Ceylon, Colombo.
- ANTHINI**—Lacordaire, *Gen. Col.*, i, 1854, p. 175; Horn, *Gen. Carab.*, p. 162.

Genus **ANTHIA**:

- Weber, *Obs. Ent.*, 1801, p. 17; Bonelli, *Mém. Acad. Turin*, 1813, p. 451; Lacord., *Gen. Col.*, i, p. 177; *Mun. Cat.*, p. 168; Lequien, *Mag. Zool.*, 1832; cl. ix, t. 38-41; Gory, *ib.*, 1839, t. 14-16; Guérin, *Voy. Abyssin.*; *Zool. Ins.*, p. 256; Chaudoir, *Bull. Mosc.*, xxiii (1), 1850, p. 41; *ib.*, xxxiv (1), 1861, p. 561.
- Gonogenia*, Chaudoir, *Bull. Mosc.*, xvii, 1844.
- Microlestia*, Chaudoir, *Bull. Mosc.* xxiii (1), 1850, p. 45.
- Pachymorpha*, Hope, *Col. Man.*, ii, 1838, p. 51; Motsch., *Bull. Mosc.*, xxxvii (3), 1864, p. 215.
- Thermophila* (*Leach*), Hope, *l.c. supra*, p. 52.

- elliptica*, (*Pachymorpha*), Motschulsky, Bull. Mosc., xxxvii (3), 1864, p. 216.
Hab. Tranquebar.
- indica*, Chaudoir, Bull. Mosc. xxxiv (i), 1861, p. 563.
Hab. India [*Ind. Mus.*, Vizagapatam, W. Bengal].
- orientalis*, Hope, Col. Man., ii, 1838, p. 163, t. 3, f. 4 : Chaudoir, Bull. Mosc., xxxiv (i), 1861, p. 563 ; Motsch., *l.c.* xxxvii (3), 1864, p. 216.
Hab. Bombay [*Ind. Mus.* N. India].
- sexguttata*, Fabr., Syst. Ent., 1775, p. 236 : Oliv., Ent., iii (35), p. 15, t. 1, f. 6 : Dejean, Spec., i, p. 341 : Brullé, Hist. Nat. Ins. Col., i, p. 270, t. 9, f. 2 : Lap. de Casteln., Hist. Nat. Ins., i, p. 60 : Chaudoir, Bull. Mosc., xxxiv (i), 1861, p. 562 : Motsch., *l.c.*, xxxvii (3), 1864, p. 216.
Hab. India, Pondicherry [*Ind. Mus.*, Berhampur].
- PHYSOCROTAPHINI**— Chaudoir, Bull. Mosc., xxxv (4), 1862, p. 301 : Horn, Gen. Carab., p. 162.

Genus **HELLUODES.**

- Westwood, Trans. Ent. S. Lond., iv, 1847, p. 279 : Lacord., Gen. Col., i, p. 92 : Mun. Cat., p. 96 : Chaudoir, Bull. Mosc., xxxv (4), 1862, p. 302.
- taprobanae*, Westwood, Trans. Ent. S. Lond., iv, 1847, p. 279, t. 21, f. B.
ceylonicus, Lacordaire, Gen. Col., Atlas, t. 7, f. 1, (*neo Parry*).
Hab. Ceylon, Kitugalle (*Bates*).
- WestwoodII, Chaudoir, Rev. Mag. Zool., (2s.) xxi, 1869, p. 203.
Hab. Dekhan.

Genus **PHYSOCROTAPHUS.**

- Parry, Trans. Ent. S. Lond., v, 1849, p. 180 : Lacord., Gen. Col., i, p. 181 : Chaudoir, Bull. Mosc., xxxv (4), 1862, p. 303 : Mun. Cat., p. 96.
- ceylonicus*, Parry, Trans. Ent. S. Lond., v, 1849, p. 180, t. 18, f. 4.
Hab. Ceylon, Dikoya (*Bates*).

Genus **POGONOGLOSSUS.**

- Chaudoir, Bull. Mosc., xxxv (4), 1862, p. 304 : Gestro, Ann. Mus. Civ. Gen., vii, p. 862.
- chaudoirii*, R. Gestro, Ann. Mus. Civ. Gen., vii, 1875, p. 863.
Hab. Cambodia.
- sumatrensis*, R. Gestro, *l.c.*, p. 863.
Hab. Sumatra.
- validicornis*, Chaudoir, Bull. Mosc., xxxv (4), 1862, p. 304 : R. Gestro, *l.c. supra*, p. 862.
Hab. Java.

Cratocerini:—Horn, *Gen. Carab.*, p. 163.

Genus **BRACHIDIUS.**

Chaudoir, *Bull. Mosc.*, xxvi (i), 1852, p. 78; *id.*, *Monograph*, *Ann. Soc. Ent. Belg.*, xv, 1872, p. 18 : Lacord., *Gen. Col.*, i, p. 264 : *Mun. Cat.*, p. 250.

corpulentus, Chaudoir, *Ann. Soc. Ent. Belg.*, xv, 1872, p. 30.

Hab. Penang.

crassicornis, Chaudoir, *Bull. Mosc.*, xxvi (i), 1852, p. 78; *id.*, *Mon.*, p. 19.

Hab. Timor, Moluccas, Philippines.

Orthogonini, Chaudoir, *Essai Mon.*, *Ann. Soc. Ent. Belg.*, xiv, 1871, p. 95 : Horn, *Gen. Carab.*, p. 164.

Genus **ORTHOGENIUS.**

Dejean, *Spec.*, i, 1825, p. 279 : Lacordaire, *Gen. Col.*, i, p. 269 : Schmidt Goebel, *Faun. Col. Birm.*, p. 55 : *Mun. Cat.*, p. 251 : Chaudoir, *Bull. Mosc.*, xxi (i), 1848, p. 98; *id.*, *Monograph*, *Ann. Soc. Ent. Belg.*, xiv, 1871, p. 95.

Maraga, Walker, *Ann. Mag. N. H.*, (3s.) ii, 1858, p. 204 : Waterhouse, *Ent. Mon. Mag.*, x, 1873, p. 17 : Chaudoir, *Mon.*, p. 121.

Subg. *Apsectra*, Schmidt Goebel, *Faun. Col. Birm.*, 1846, p. 61.

Subg. *Haplopiethius*, Chaudoir, *Bull. Mosc.*, xxiii (2), 1850, p. 434.

acrogonus, Wiedemann, *Zool. Mag.*, i (3), 1819, p. 167 : Dejean, *Spec.*, v, p. 398 : Lacordaire, *Gen. Col.*, *Atlas*, t. 10, f. 7 : Lap. de Casteln., *Hist. Nat.*, *An. Art.*, i, p. 46 : Chaud., *Mon.*, p. 104.

brunnilabris, MacLeay, *Annul. Javan.*, 1825, p. 27.

Hab. Java.

acutangulus, Chaudoir, *Bull. Mosc.*, liii (2), 1876, p. 5.

Hab. Ceylon.

alternans (*Plochionus*), Wiedemann, *Zool. Mag.*, ii (i), 1823, p. 52 : Brullé, *Hist. Nat. Ins.*, i, p. 225, t. 8, f. 1 : Chaudoir, *Mon.*, p. 102 : Bates, *Ann. Mus. Civ. Gen.*, (2s.) vii, 1889, p. 110.

Hab. Java.

angulatus, Schmidt Goebel, *Faun. Col. Birm.*, 1846, p. 58 : Chaudoir, *Mon.*, p. 110.

Hab. Burma, Tenasserim.

angusticollis, Schmidt Goebel, *l.c.*, p. 61 : Chaudoir, *Mon.*, p. 122.

Hab. Burma.

? **angustus**, Chaudoir, *Mon.*, p. 114.

Hab. ? Lake Ngami, ? Malaya.

Baconii, Chaudoir, *Mon.*, p. 109.

Hab. Bengal.

crassicornis, Chaudoir, *Mon.*, p. 105.

Hab. Java.

crenaticrus, Chaudoir, *Mon.*, p. 113.

Hab. Cambodia.

- Davidii**, Chaudoir, Bull. Mosc., liii (2), 1878, p. 8.
Hab. Middle China.
- deletus**, Schmidt Goebel, Faun. Col. Birm., 1846, p. 56 : Chaud., *Mon.*, p. 113.
Hab. Burma.
- duplicatus** (*Carabus*), Wiedemann, Zool. Mag., i (3), 1819, p. 166 : Schmidt Goebel, Faun. Col. Birm., p. 60 : Lap. de Casteln., Hist. Nat. An. Art., i, p. 46 : Bates, Ann. Mus. Civ. Gen., (2s.) vii, 1889, p. 110.
Hab. Burma, Thagata, Tenasserim, S. China.
- femoralis**, Chaudoir, Bull. Mosc., xxi (i), 1848, p. 99 ; *Mon.*, p. 111.
Hab. India, Nilgiris.
- femoratus**, Dejean, Spec., i, 1825, p. 281 : Chaud., *Mon.*, p. 122.
picilabris, MacLeay, Annul. Javan., 1825, p. 27.
Hab. Java, Penang, Malacca.
- fugax**, Chaudoir, *Mon.*, p. 108.
Hab. Ceylon.
- Hageni**, Oberthür, Notes Leyden Mus., v, 1883, p. 223.
Hab. E. Sumatra, Serdang.
- hirtus**, Chaudoir, *Mon.*, p. 103.
Hab. Penang.
- Hopel**, Gray, Griffith Anim. Kingd., Ina, ii, 1832, p. 273, t. 13, f. 4 : Lap. de Casteln., Hist. Nat. An. Art., i, p. 46 : Chaud., *Mon.*, p. 103.
Malabarensis, Gory, Ann. Soc. Ent. Fr., 1833, p. 196.
? *Doriae*, Putzeys, Ann. Soc. Ent. Belg., xiv, 1871, p. 104, nota. Borneo.
Hab. India, Malabar, Malacca [*Ind. Mus.*, Khasiya Hills, Sibságar, Assam].
- hypocrita**, Chaudoir, *Mon.*, p. 102.
Hab. Philippines, ? Java.
- intermedius**, Chaudoir, *Mon.*, p. 102.
Hab. Java.
- insularis**, Chaudoir, *Mon.*, p. 106.
Hab. Penang.
- longicornis**, Chaudoir, *Mon.*, p. 109.
Hab. Siam.
- luzonicus**, Chaudoir, *Mon.*, p. 123.
Hab. Philippines.
- melanarius**, Chaudoir, *Mon.*, p. 113.
Hab. Penang.
- Mellyi** (*Haploipisthius*), Chaudoir, Bull. Mosc., xxiii (2), 1850, p. 434 ; *Mon.*, p. 101.
Hab. N. India, Bengal.
- Mniszechii**, Chaudoir, *Mon.*, p. 101.
Hab. Malacca.
- Mouhotii**, Chaudoir, *Mon.*, p. 107.
Hab. Cochin China.

- opacus**, Schmidt Goebel, Faun. Col. Birm., 1846, p. 60.
Hab. Burma.
- parallelus**, Chaudoir, *Mon.*, p. 109.
Hab. Ceylon.
- parvus**, Chaudoir, *Mon.*, p. 112.
Hab. Nilgiris.
- ? **philippensis** (*Amblygnathus*), Chevrolat, Rev. Zool., 1841, p. 221.
Hab. Philippines.
- picus**, Chaudoir, *Mon.*, p. 122.
Hab. Malacca.
- placipennis**, Chaudoir, *Mon.*, p. 100.
Hab. Cambodia.
- planiger** (*Maraga*), Walker, Ann. Mag. N. H., (3s.) ii, 1858, p. 204 : Bates, *l.c.*, (5s.), xvii, 1886, p. 211 : Chaud., Ann. Soc. Ent. Belg., xiv, 1871, p. 121.
Hab. Ceylon.
- plicatus**, Schmidt Goebel, Faun. Col. Birm., 1846, p. 59 : Chaud., *Mon.*, p. 110.
Hab. Burma, Tenasserim.
- politus**, Chaudoir, *Mon.*, p. 105.
Hab. Malacca.
- profundestriatus**, Schmidt Goebel, Faun. Col. Birm., 1846, p. 58 : Bates, Ann. Mus. Civ. Gen., (2s.) vii, 1889, p. 110.
Hab. Burma, Teintso.
- puncticoollis**, Schmidt Goebel, Faun. Col. Birm., 1846, p. 57 : Chaudoir, *Mon.*, p. 112.
duplicatus, Dejean, Spec., i, 1825, p. 279 (*neo* Wied.) : MacLeay, Annul. Javan., p. 27.
Hab. India, Burma, Tenasserim.
- punctulatus**, Chaudoir, *Mon.*, p. 110.
Hab. India.
- schaumi**, Chaudoir, *Mon.*, p. 112.
Hab. Ceylon.
- Schmidt Goebeli**, Chaudoir, *Mon.*, p. 99.
duplicata (*Apsotra*), Schmidt Goebel, Faun. Col. Birm., 1846, p. 61 : (*neo* Wied.).
Hab. Burma.
- sulcatus**, Schmidt Goebel, Faun. Col. Birm., 1846, p. 59 : Chaudoir, *Mon.*, p. 110.
Hab. Burma, Tenasserim.
- suturalis**, Chaudoir, *Mon.*, p. 104.
Hab. Penang.
- xanthomerus**, Redtenbacher, Reise Novara, Zool. ii, Col., 1867, p. 12 : Chaud., *Mon.*, p. 124.
Hab. Hongkong.

Genus **HFXACHAETUS.**

Chaudoir, Ann. Soc. Ent. Belg., xiv, 1871, p. 124.

laevissimus, Chaudoir, Bull. Mosc., liii (2), 1878, p. 6.

Hab. Malacca.

lateralis, Guérin, Voy Delessert, ii, 1843, p. 35 : Chaud., Ann. Soc. Ent. Belg., xiv, 1871, p. 125.

Hab. Coromandel, Penang.

Genus **ACTENONCUS.**

Chaudoir, Ann. Soc. Ent. Belg., xiv, 1871, p. 126.

ster. Lap. de Casteln., Et. Ent., 1834, p. 48 : Chaudoir, Bull. Mosc., liii (2), 1878, p. 7.

atratus, Chaudoir, Ann. Soc. Ent. Belg., xiv, 1871, p. 126.

Hab. Java.

Sect. **HARPALINE UNISETOSÆ**:—Horn, Gen. Carab., p. 165.

BRACHYINI:—Lacordaire, Gen. Col., i, p. 97 : Chaudoir, *Monograph*, Ann. Soc. Ent. Belg., xix, 1876, p. 11 : Horn, Gen. Carab., p. 166 : Leconte & Horn, Class. Col., p. 47.

Genus **PHEROPSOPHUS.**

Solier, Ann. Soc. Ent., Fr., 1833, p. 461 ; *id.*, 1834, t. 16, f. 6-7 : Lacord., Gen. Col., i, p. 99 : Chaudoir, *Monograph*, Ann. Soc. Ent. Belg., xix, 1876, p. 16 : Mun. Cat., p. 102.

agnatus, Chaudoir, *Mon.*, p. 43.

Hab. Chusan, ? Hongkong.

amoenus, Chaudoir, Bull. Mosc., xxiii (i), 1850, p. 70 : *Mon.*, p. 36.

Hab. India.

annulus, Fabr., Syst. Eleuth., i, 1801, p. 217 : Chaud., *Mon.*, p. 47.

Hab. India, Tranquebar.

aptinoides, Chaudoir, *Mon.*, p. 19.

Hab. India.

assamensis, Chaudoir, *Mon.*, p. 33.

Hab. Assam.

assimilis, Chaudoir, *Mon.*, p. 38.

Hab. North China, ? Yangtse Valley.

bimaculatus, Linn., Mantis, 1771, p. 532 : ? Fabr., Syst. Ent., i, p. 243 ; Oliv., Ent., iii 35, p. 65, t. 2, f. 16 a-c : Dejean, Spec., i, p. 299 : Lap. de Casteln., Hist. Nat. An. Art. Ins., i, p. 51 ; Chaudoir, *Mon.*, p. 34.

Hab. N. India, Ceylon, Kitugalle (*Bates*) [*Ind. Mus.*, Calcutta, Afghanistan].

Catoirei (*Brachinus*), Dejean, Spec. i, 1825, p. 301 : Lap. de Casteln., Hist. Nat. An. Art., i, p. 51 : Chaudoir, *Mon.*, p. 24.

var. *hirsifrons*, Chaudoir, Bull. Mosc., xxiii (i), 1850, p. 80.

Hab. Bengal, Simla, Assam, Ceylon, Kandy (*Bates*).

consularis (*Brachinus*), Schmidt Goebel, Faun. Col. Birm., 1846, p. 75.

Hab. Burma.

- discocollis* (*Brachinus*), Dejean, Spec., i, 1825, p. 300 : Chaudoir, *Mon.*, p. 21.
 var. *affinis* (*Brachinus*), Dejean, Spec., i, 1825, p. 301.
 Hab. India, Dekhan.
- emarginatus*. Chaudoir, *Mon.*, p. 20.
 ? = *Girionierit*, Eyd. & Soul., *q. v.*
 Hab. Philippines.
- fumigatus* (*Brachinus*), Dejean, Spec., i, 1825, p. 307 : Chaudoir, *Mon.*, p. 40.
 Hab. Philippines.
- fuscicollis* (*Brachinus*), Dejean, Spec., i, 1825, p. 306 : Chaudoir, *Mon.*, p. 37.
 var. *ambiguus*, Dejean, Spec., i, 1825, p. 304 : Chaudoir, *Mon.*, p. 37.
 ,, *interruptus*, Dejean, *l. c.* p. 306 : Schmidt Goebel, Faun. Col. Birm.,
 p. 74 : Chaudoir, *Mon.*, p. 37.
 ,, *quadripustulatus*, Chaudoir, Bull. Mosc., xvi (3), 1843, p. 706 ; *Mon.*,
 p. 37.
 Hab. Borneo, Sumatra, Java, Ceylon, Kitugalle (*Bates*).
- Girionierit*, Eydoux & Souleyet, Rev. Zool., 1839, p. 264 : Deamarest, Voy. La Bonite,
 i, 1841, p. 293, t. 2, f. 2 : Chaudoir, *Mon.*, p. 32.
 Hab. Philippines, Mindanao, Luzon.
- hilaris*, Fabr. Ent. Syst. Suppl., 1798, p. 56 ; Chaudoir, *Mon.*, p. 25.
 var. *sobrinus*, Dejean, Spec., ii, 1826, p. 462.
 Hab. Dekhan, Coromandel, Burma.
- Javanus* (*Brachinus*), Dejean, Spec., i, 1825, p. 305 : Chaudoir, *Mon.*, p. 42.
occipitalis (*Aptinus*), MacLeay, Annul. Javan., 1825, p. 28.
 var. *ambriatus* (Dejean), Chaudoir, *Mon.*, p. 42.
 Hab. Java.
- Jessoensis*, Morawitz, Bull. Acad. St. Petersburg, v. 1862, p. 322 : Beitr. Käf. Faun.
 Jesso, p. 22, t. 1, f. 9 : Chaudoir, *Mon.*, p. 35.
 Hab. Manchuria, Japan, ? Hongkong.
- lissoderus*, Chaudoir, Bull. Mosc., xxiii (1), 1850, p. 79 : *id.*, *Mon.*, p. 24.
 Hab. Tibet.
- marginalis*, Dejean, Spec., i, 1825, p. 310 : Schmidt Goebel, Faun. Col. Birm., p. 74 :
 Chaudoir, *Mon.*, p. 34.
 Hab. India, Burma, Siam, Cochinchina, Cambodia [*Ind. Mus.*, Calcutta,
 Sikkim, Sibsagar, Assam].
- margincollis*, Motschulsky, Et. Ent., 1853, p. 44 : Chaudoir, *Mon.*, p. 43.
 Hab. N. China, ? Shanghai.
- melancholicus* (*Brachinus*), Schmidt Goebel, Faun. Col. Birm., 1846, p. 71 : Chau-
 doir, *Mon.*, p. 20.
 Hab. India, Bengal.
- nebulosus*, Chaudoir, *Mon.*, p. 27.
 Hab. Cochinchina.
- picicollis*, Chaudoir, *Mon.*, p. 44.
 Hab. Burma, Rangoon.
- siamensis*, Chaudoir, *Mon.*, p. 29.
 Hab. Siam.

stenoderus, Chaudoir, Bull. Mosc. xxiii (i), 1850, p. 77 ; *Mon.*, p. 41.

=? *consularis*, Schmidt Goebel, *q. v.*

Hab. N. India, Bengal, Dekhan, Java.

subcordatus, Chaudoir, *Mon.*, p. 38.

Hab. —?

Genus **BRACHYNUS.**

Weber, Obs. Ent., 1801, p. 22 : Lacord., Gen. Col., i, p. 99 : Motsch., Bull. Mosc.

xxxvii (3), 1804, p. 214, *tab. syn.*: Mun. Cat., p. 103 : Chaudoir, *Monograph*, Ann.

Soc. Ent. Belg., xix, 1876, p. 49.

Aplon, Hope, Trans. Zool. S. Lond., 1833, p. 91.

atripennis, Chaudoir, *Mon.*, p. 71.

Hab. India, Simla.

bigutticeps, Chaudoir, *Mon.*, p. 52.

Hab. ? Indis, ? Sunda Islands.

caligatus, Bates, Ann. Mus. Civ. Gen., (2s.) vii, 1889, p. 109.

Hab. Burma, Bhamo.

chinensis, Chaudoir, Bull. Mosc., xxiii (i), 1850, p. 81 ; *Mon.*, p. 68.

Confucius, Bohem., Freg. Eug. Resa, Col., 1858, p. 3.

Hab. Hongkong.

cinctellus, Chaudoir, *Mon.*, p. 55.

Hab. India, Dekhan.

flaviventris, Chaudoir, *Mon.*, p. 68.

Hab. India, Coromandel.

Eugeni, Oberthür, Notes Leyden Mus., v, 1883, p. 217.

Hab. E. Sumatra, Serdang.

hexagrammus, Chaudoir, *Mon.*, p. 55.

Hab. Bengal.

illotus, Chaudoir, *Mon.*, p. 58.

Hab. Dekhan.

umbellus, Chaudoir, *Mon.*, p. 70.

Hab. Dekhan.

limbicollis, Chaudoir, *Mon.*, p. 67.

Hab. Dekhan.

longipalpis, Wiedemann, Germar, Mag. Ent., iv, 1821, p. 118 : Dejean, Spec. i, p.

314 : Chaudoir, *Mon.*, p. 87.

Hab. Bengal.

luzonicus, Chaudoir, *Mon.*, p. 68.

Hab. Philippines.

modestus, Schmidt Goebel, Faun. Col. Birm., 1846, p. 73 : Chaudoir, *Mon.*, p. 69.

Hab. Calcutta, Maulmain.

piceus, Chaudoir, *Mon.*, p. 53.

Hab. Philippines.

- plotus** (*Aplous*), Hope, Trans. Zool. S. Lond. i, 1853, p. 92 : Brullé, Hist. Nat. Ins., Col., i, 1834, p. 223 : Lap. de Casteln., Hist. Nat. An. Art. Ins., i, p. 53 : Chaudoir, *Mon.*, p. 54.
figuratus, Chaudoir, Bull. Mosc., xxv (i), 1852, p. 41.
 Hab. N. India, Bengal.
- puncticollis**, Schmidt Goebel, Faun. Col. Birm., 1846, p. 73 : Chaudoir, *Mon.*, p. 69.
 Hab. Burma.
- scitulus**, Schmidt Goebel, t. c. p. 72 : ? Chaudoir, *Mon.*, p. 59.
 Hab. Burma, ? Tranquebar.
- scotomedes**, Bedtenb., Reise Novara, Zool. ii, Col., 1867, p. 5 : Chaudoir, *Mon.*, p. 53.
 Hab. Hongkong, Shanghai.
- scutellatus**, Chaudoir, *Mon.*, p. 69.
 Hab. Dekhan.
- sexmaculatus**, Dejean, Spec. i, 1825, p. 312 : Lap. de Casteln., Hist. Nat. An. Art., i, p. 51 : Chaudoir, *Mon.*, p. 63.
 Hab. N. to S. India.
- sutarellus**, Chaudoir, *Mon.*, p. 69.
 Hab. N. India.
- tetracolon**, Chaudoir, *Mon.*, p. 61.
 Hab. Dekhan.
- tetragrammus**, Chaudoir, *Mon.*, p. 54.
 Hab. Bengal.
- vigilans**, Chaudoir, *Mon.*, p. 68.
 Hab. N. India.
- vitticollis**, Chaudoir, *Mon.*, p. 56.
 Hab. Burma, Rangoon.

Genus **STYPHLOMERUS.**

- Chaudoir, *Monograph*, Ann. Soc. Ent. Belg., xix, 1876, p. 87.
Styphromerus, Chaudoir, l. c., p. 88.
- dichrous**, Gemm. & Har., Mun. Cat., 1868, p. 105 : Chaudoir, *Mon.*, p. 92,
bicolor, Bohem., Freg. Eug. Resa, Col., 1858, p. 3 (*neo*. Brullé) : *neo* Bates,
 Trans. Ent. S. Lond., 1873, p. 307.
 Hab. Hongkong.
- fusciceps** (*Brachinus*), Schmidt Goebel, Faun. Col. Birm., 1846, p. 73 : Chaudoir,
Mon., p. 92.
 Hab. Burma.
- ruficeps**, Chaudoir, *Mon.*, p. 91.
 Hab. India, Coromandel.

Genus **CREPIDOGASTER.**

- Boheman, Ins. Caffr., i, 1848, p. 68 : Mun. Cat., p. 109 : Chaudoir, *Monograph*, Ann. Soc. Ent. Belg., xix, 1876, p. 92.
Aptinus, pt. Dejean, Spec. i, 1825, p. 290.

Orepidostoma, Motsch., Et. Ent., 1862, p. 54.

humertus, Chaudoir, *Mon.*, p. 96.

Hab. India, Malabar.

Genus **MASTAX.**

Fischer, Ent. Imp. Ross., iii, 1825, p. 111 ; Schmidt Goebel, Faun. Col. Birm., p. 68 : Lacord., Gen. Col., i, p. 101 : Schaum, Berlin Ent. Zeita., vii, 1863, p. 82 : Mun. Cat., p. 108 : Chaudoir, *Monograph*, Ann. Soc. Ent. Belg., xix, 1876, p. 97.

Brachinus, Fabricius, Dejean, Steven.

elegantulus, Schmidt Goebel, Faun. Col. Birm., 1846, p. 69, t. 2, f. 1 : Chaudoir, *Mon.*, p. 99.

Hab. Burma.

histris, Fabricius, Syst. Eleuth., i, 1801, p. 319 : Chaudoir, *Mon.*, p. 101.

Hab. India, Dekhan.

moestus, Schmidt Goebel, Faun. Col. Birm., 1846, p. 70, t. 2, f. 3 : Chaudoir, *Mon.*, p. 100.

Hab. Burma.

ornatus, Schmidt Goebel, *l. c.*, p. 70 : Chaudoir, *Mon.*, p. 100.

Hab. Burma.

poecilus, Schaum, Berlin. Ent. Zeita., vii, 1863, p. 82 : Chaudoir, *Mon.*, p. 101.

Hab. China, Hongkong, Singapur.

pulchellus, Dejean, Spec., v, 1831, p. 483 : Chaudoir, *Mon.*, p. 99.

Hab. India.

striaticeps, Chaudoir, *Mon.*, p. 99.

Hab. Dekhan.

APOTOMINI—Jacq. Duval, Gen., i, p. 43 ; Horn, Gen. Carab., p. 167.

Genus **APOTOMUS.**

Illiger, Mag. Ins., vi, 1807, p. 348 : Lacord., Gen. Col., i, p. 172 : Mun. Cat., p. 166.

atripennis, Motschulsky, Et. Ent., 1858, p. 22.

Hab. Ceylon.

fuscus, Motschulsky, *l. c.*, p. 22.

Hab. India.

xanthotulus, Bates, Ent. Mon. Mag., xi, 1874, p. 95 ; Ann. Mus. Civ. Gen., (2s.) vii, 1889, p. 100.

Hab. India, Burma, Bhamo.

BROSCINI (*Cnemacanthini*), Putseys, Stettin. Ent. Zeita., xxix, 1868, p. 305 : Horn. Cat. Carab.

Genus **BROSCUS.**

Panzer, Index Ent., 1813, p. 62 : Lacord., Gen. Col., i, p. 239 : Mun. Cat., p. 243 :

Putseys, *Monograph*, Stettin. Ent. Zeit., 1868, p. 307.

Cephalotes, Bonelli, Mém. Acad. Turin, 1810 (*nom præoc.*).

Pseudocypis, Voet, Cat. Col., 1770, *teste*, Goxis, Recherche, 1886, p. 6.

- anomalous**, Chaudoir, Bull. Mosc., liii (2), 1878, p. 1.
Hab. N. W. Himálaya.
- nepalensis** (*Percus*), Hope, Gray's Zool. Misc., 1831, p. 21.
Hab. Nepál.
- nobilis** (*Cephalotes*), Dejean, Spec., iii, 1828, p. 432.
rufipes, Guérin, Ic. Reg. An., t. 6, f. 5 : Gray, Griffith, An. Kingd., Ins., i, 1832, t. 25, f. 3.
Hab. ? India, Syria.
- punctatus** (*Cephalotes*), Dejean, Spec., iii, 1828, p. 431 : Chaudoir, Bull. Mosc., liii (2), 1878, p. 2.
limbatus, Ball., Bull. Mosc., xliii (2), 1870, p. 327.
Hab. Egypt, Syria, Arabia, Nepál.

Genus CRASPEDONOTUS.

- Schaum, Berlin. Ent. Zeits., vii, 1863, p. 87 : Mun. Cat., p. 245 : Putzeys, Stettin. Ent. Zeit., 1868, p. 314.
- tibialis**, Schaum, *l.c. supra*, p. 87, t. 1, f. 5 : Putzeys, *l.c. supra*, p. 314 : Bates, Trans., Ent. S. Lond., 1873, p. 243.
Hab. Japan, China, Fuchau.

Genus BROSCOSOMA.

- Putzeys, Car. Gen. Nov., 1846 ; *id.*, Stettin. Ent. Zeit., xxix, 1868, p. 353 : Lacord., Gen. Col., i, p. 242 : Mun. Cat., p. 244.
- Ribbeti**, Putzeys, Stettin. Ent. Zeit., xxxviii, 1877, p. 100.
Hab. Darjiling.

- CHLAENINI**:—Lacordaire, Gen. Col., i, 1854, p. 215 : Horn, Trans. Amer. Ent. S., x, p. vii : Gen. Carab., p. 171 : Leconte & Horn, Class. Col., p. 60.

Genus CHLAENIUS.

- Bonelli, Obs. Ent., 1809, tab. syn. : Lacord., Gen. Col., i, p. 224 : Mun. Cat., p. 214 : Chaudoir, Bull. Mosc., xxix (3), 1856, p. 187 ; *id.*, *Monograph*, Ann. Mus. Civ. Gen., viii, 1876 : Laferté Sénectère, Ann. Soc. Ent. Fr., (2s.) ix, 1851, p. 209. [Laferte's numerous undescribed species are omitted].
- Aoacus*, Laferté, Ann. Soc. Ent. Fr., (2s.) ix, 1851, p. 254 : Lacord., Gen. Col., i, p. 222.
- Aleptocerus*, Laferté, *l.c. supra*, p. 236 : Lacord., Gen. Col., i, p. 218.
- Amblygenius*, Laferté, *l.c.*, p. 263 : Mun. Cat., p. 213.
- Barymorphus*, Laferté, *l.c.*, p. 235.
- Callistoides*, Motsch., Bull. Mosc., xxxvii (3), 1864, p. 334.
- Chlaenites*, Motsch., Bull. Acad. St. Petersburg, ii, 1860, p. 411:
- Diaphoropsophus*, Chaud., Bull. Mosc., xxiii (2), 1850, p. 407 : Lacord., Gen. Col., i, p. 221.
- Dilobochilus*, Laferté, *l.c. supra*, p. 293 : Lacord., Gen. Col., i, p. 222.
- Dinodes*, Bonelli, Obs. Ent., i, 1809, tabl. syn. : Laferté, *l.c. supra*, p. 264.

- Epomis*, Bonelli, *l.c. supra* : Laferté, *l.c. supra*, p. 252 : Lacord., Gen. Col., i, p. 223 : Chaud., *Mon.*, p. 120.
- Eurydactylus*, Laferté, *l.c. supra*, p. 255.
- Glyptoderus*, Laferté, *l.c.*, p. 260 : Chaud., *Mon.*, p. 75.
- Homalolachnus* Laferté, *l.c.*, p. 293 : Lacord., Gen. Col., i, p. 220 : Chaud., *Mon.* p. 26.
- Lissauchenius*, MacLeay, Annul. Javan., 1825; p. 13 : Lacord., Gen. Col., i, p. 217 : Chaud., *Mon.*, p. 34.
- Ocybatus*, Laferté, *l. c. supra*, p. 293 : Lacord., Gen. Col., i, p. 219 : Chaud., *Mon.*, p. 37.
- Ocydromus*, Laferté. *l.c.* p. 230.
- Omalotrichus*, Laferté, *l.c.* p. 233.
- Pocilloistus*, Motsch., Bull. Mosc., xxxvii (4), 1864, p. 347.
- Rhysotrachelus*, Bohem., Ina. Caffr., i, , p. 133 : Lacord., Gen. Col., i, p. 220 : Chaud., *Mon.*, p. 29.
- Tomochilus*, Laferté, *l.c. supra*, p. 253.
- Trichochlaenius*, Seidlitz, Fauna Baltica, (ed. 2), 1887, p. 23.
- Vertagus*, Dejean, Spec. v, 1831, p. 608 : Lacord., Gen. Col., i, p. 219 : Chaud., *Mon.*, p. 31.
- acroxanthus**, Chaudoir, *Mon.*, p. 112.
Hab. Siam, Singapore, Java.
- agilis**, Chaudoir, Bull. Mosc., xxix (3), 1856, p. 246 : *Mon.*, p. 193.
Hab. N. India.
- amabilis**, Chaudoir, *Mon.*, p. 279.
Hab. Siam.
- amplipennis**, Chaudoir, *Mon.*, p. 252.
Hab. Java.
- apicalis** (*Carabus*), Wiedemann, Zool. Mag., i (3), 1819, p. 166 : Dejean, Spec. II, p. 324 : Chaud. *Mon.*, p. 89.
Hab. Bengal, Dekhan, Burma.
- atripes**, Chaudoir, *Mon.*, p. 160.
Hab. India, Dekhan.
- bengalensis**, Chaudoir, Bull. Mosc., xxix (3), 1856, p. 262 : *Mon.*, p. 157.
princeps, Nietner, Journ. As. Soc. Ben., xxvi, 1857, p. 147 ; *id.*, Ann. Mag. N. H., (2s.) xx, 1857, p. 371.
quadricolor (*Pocilloistus*), Motsch. (*neo* Oliv.) Bull. Mosc., xxxvii (3), 1864, p. 348.
Hab. N. India, Bengal, Tranquebar, Ceylon, Siam, Tchekian (China).
- bicolor**, Chaudoir, *Mon.*, p. 130.
Hab. Dekhan.
- biguttatus**, Motsch., Et. Ent., 1854, p. 63 ; *id.*, Bull. Mosc., xxxvii (3), 1864, p. 341 : Chaudoir, *Mon.*, p. 274.
subhamatus, Bates, Trans. Ent. S. Lond., 1873, p. 248 (*nov* Chaud.).
Hab. Japan, China, Yangtse Valley, Hongkong.

- trhamatus**, Chaudoir, Bull. Mosc., xxix (3), 1856, p. 210; *id.*, *Mon.*, p. 62.
hamifer, Bates, Trans. Ent. S. Lond., 1873.
 Hab. N. India, Tranquebar, Borneo, Java, Hongkong.
- bimaculatus**, Dejean, Spec., ii, 1826, p. 301; Lacord., Gen. Col., i, p. 218, note:
 Chaud., *Mon.*, p. 51.
 ? *flaviguttatus*, MacLeay, Annul. Javan., 1825, p. 14; Chaud., *Mon.*, p. 52.
 var. *colobensis*, Schauf., Hor. Ent. Ross., xxi, 1887, p. 105.
 Hab. India, Java, [*Ind. Mus.*, Bombay, N. Khasiya Hills, Andaman Islands].
- sinotatus**, Dejean, Spec., ii, 1826, p. 302; Chaud., *Mon.*, p. 48,
maculifer, Casteln., Not. Austr. Col., 1867, p. 62.
punctatus, Chaudoir, Bull. Mosc., xxix (3), 1856, p. 209.
puncticeps, Gemm. & Har., Mun. Cat., 1869, p. 224.
 var. *biguttatus*, Montrouzier, Ann. Soc. Ent. Fr. (4s.) i, 1860, p. 287.
 ,, *guttatus*, Eschsch, Zool. Atlas, v, 1829, p. 26, t. 25, f. 8; Fairm., Rev. Zool.,
 1849, p. 282.
 Hab. Java, Sumatra, Philippines, Australia, New Guinea, New Caledonia.
- bioculatus**, Chaudoir, Bull. Mosc., xxix (3), 1856, p. 198; *Mon.*, p. 50.
 Hab. India, Dekhan, Coromandel.
- birmanicus**, Chaudoir, *Mon.*, p. 93, 95.
 Hab. Burma, Rangoon.
- braminus**, Chaudoir, *Mon.*, p. 139.
 Hab. Coromandel.
- callichloris**, Bates, Trans. Ent. S. Lond., 1873, p. 250; Chaud., *Mon.*, p. 198.
 Hab. Kiukiang on Yangtse, Japan.
- camillæ**, R. Gestro, Ann. Mus. Civ. Gen., (2s.) vi, 1888, p. 108.
 Hab. Burma, Teintso.
- celer**, Chaudoir, *Mon.*, p. 201.
 Hab. N. India, Dekhan.
- chalcooeris**, Chaudoir, *Mon.*, p. 139.
 Hab. Siam, Bangkok.
- chalcothorax** (*Harpalus*), Wiedemann, Zool. Mag., ii (1), 1823, p. 51; Dejean, Spec.,
 ii, p. 304; Chaud., *Mon.*, p. 138.
pubipennis, Chaudoir, Bull. Mosc., xxix (3), 1856, p. 233.
 Hab. India, Tranquebar.
- chlorodius**, Dejean, Spec., ii, 1826, p. 365; Chaud., *Mon.*, p. 176.
 Hab. India, Cis Ganges [*Ind. Mus.*, Madras].
- cinctus** (*Carabus*), Fabr., Ins., i, p. 310; Herbst, Fûsil. Arch., iv, 1783, p. 135, t. 29
 f, 7; Dejean, Spec., ii, p. 307; MacLeay, Annul. Javan., p. 13; Chaud., *Mon.*,
 p. 135; Bates, Ann. Mag. N. H., (5s.) xvii, 1886, p. 74.
pulcher, Nietner, Journ. As. Soc. Beng., xxv, 1856, p. 387; *id.*, Ann. Mag.
 N. H., (2s.) xix, 1857, p. 242.
 Hab. Bengal, Dekhan, Ceylon, Colombo (Bates) [*Ind. Mus.* Sibsagar, Assam,
 ? China].
- circumdatus**, Brullé, Silb. Rev. Ent., iii, 1835, p. 283; Chaud., *Mon.*, p. 114; Bates,
 Ann. Mag. N. H., (5s.) xvii, p. 74.

- cupricollis*, Nietner, Jour. As. Soc. Ben., xxv, 1856, p. 387 : Ann. Mag. N. H., (2s.) xix, 1857, p. 243.
limbatus, Dejean, Spec., ii, 1826, p. 306.
 Hab. India, Bengal, Kandy & Colombo (Bates), ? Java.
- contractus*, Chaudoir, *Mon.*, p. 202.
 Hab. Dekhan.
- convexus*, Fairmaire, Ann. Soc. Ent. Fr., (6s.) vi, 1886, p. 310.
 Hab. Yunnan.
- costiger*, Chaudoir, Bull. Mosc., xxix (3), 1856, p. 258 ; *Mon.*, p. 95 : Bates, Trans. Ent. S. Lond., 1873, p. 253.
 Hab. Hongkong, Formosa, Yangtse Valley, Japan.
- crebrepunctatus*, Chaudoir, Bull. Mosc., xxix (3), 1856, p. 204 ; *id.*, *Mon.*, p. 55.
 Hab. N. India.
- culminatus*, Bates, Trans. Ent. S. Lond., 1873, p. 251.
 Hab. ? Hongkong, Chekiang, Japan.
- cupreolineatus*, Chaudoir, *Mon.*, p. 153.
 Hab. Siam, Bangkok.
- cyaneonitens*, Fairmaire, Ann. Soc. Ent. Fr., (6s.) vi, 1886, p. 310.
 Hab. Yunnan.
- cyaniceps*, Bates, Trans. Ent. S. Lond., 1873, p. 325 : Chaudoir, *Mon.*, p. 278.
 Hab. Hongkong.
- dilatatus* (*Pocilloistus*), Motsch., Bull. Mosc., xxxvii (3), 1864, p. 348 : Chaudoir *Mon.*, p. 157.
 Hab. India, Dekhan.
- distigma*, Chaudoir, *Mon.*, p. 49.
 ? = *aspericollis*, Bates, Trans. Ent. S. Lond., 1873, p. 248.
 Hab. Singapur.
- Dorias*, Chaudoir, *Mon.*, p. 137.
 Hab. Siam, Bangkok.
- ducalls*, Chaudoir, *Mon.*, p. 155.
 Hab. India, Dekhan, Rangoon.
- Duvaucelii* (*Epomis*), Dejean, Spec., v, 1831, p. 668 : Motsch., Bull. Mosc., xxxviii (3), p. 344 : Chaudoir, *Mon.*, p. 122.
 Hab. India, Bengal.
- extremus*, Chaudoir, *Mon.*, p. 112.
 ? = *postscriptus*, Bates, *g. v.*
 Hab. Hongkong.
- femoratus*, Dejean, Spec., ii, 1826, p. 328 : Chaudoir, *Mon.*, p. 93, 94.
flavofemoratus, Casteln., Et. Ent., p. 81, t. 1, f. 3 : Chaud., Bull. Mosc., xxix (3), 1856, p. 244.
 Hab. Java.
- frater*, Chaudoir, *Mon.*, p. 261 : Bates Ann. Mag. N. H., (5s) xvii, 1886, p. 74.
 Hab. India, Malabar : ? Colombo (Bates).

- ? *fuscocomarginatus*, Motsch., Bull. Mosc., xxxvii (3), 1864, p. 345.
Hab. India.
- fugax*, Chaudoir, *Mon.*, p. 266.
Hab. N. India.
- germannus*, Chaudoir, *Mon.*, p. 199.
Hab. Laos.
- Gestroi*, Chaudoir, *Mon.*, p. 51.
Hab. Malacca, Macao.
- guttula*, Chaudoir, Bull. Mosc., xxix (3), 1856, p. 216 : *Mon.*, p. 281.
Hab. Hongkong.
- hamatus*, Eschsch., Zool. Atlas, v, 1831, p. 26 : Dej. Spec., v, p. 633 : Chaudoir, *Mon.*, p. 63.
Hab. Philippines.
- impressicollis*, Chaudoir, *Mon.*, p. 236.
Hab. N. India.
- inops*, Chaudoir, Bull. Mosc., xxix (3), 1856, p. 239 ; *id.*, *Mon.*, p. 262.
arcticicollis, Motsch., Et. Ent., 1860, p. 7.
vestitus, Morawitz, *teste* Chaudoir, *Mon.*, *l.o.*
Hab. Formosa, Yangtse Valley, Chusan, Japan, Korea, Manchuria.
- Javanus*, Chaudoir, Bull. Mosc., xxix (3), 1856, p. 229 : *Mon.*, p. 115.
Hab. Malaya, Java.
- Lafertei*, Guerin, Voy. Deless., 1843, p. 36 : Chaudoir, *Mon.*, p. 86.
centromaculatus, Chaudoir, Bull. Mosc., xxix (3), 1856, p. 218.
diffinis, Laferté, Ann. Soc. Ent. Fr., (2s.) ix, 1851, p. 241.
maculipennis, Motsch., Bull. Mosc., xxxvii (3), 1864, p. 341.
Hab. India, Bengal, Pondicherry.
- laetiusculus*, Chaudoir, Bull. Mosc., xxix (3), 1856, p. 248 ; *Mon.*, p. 264.
Hab. N. India, Ceylon. [*Ind. Mus.*, Kargil, Turkistán].
- laevipennis*, Chaudoir, *Mon.*, p. 196.
Hab. Dekhan.
- leucoeps* (*Harpalus*), Wiedemann, Zool. Mag., ii (i), 1823, p. 52 : Chaudoir, *Mon.*, p. 71.
aeruginosus, Chaudoir, Bull. Mosc., xxix (3), 1856, p. 271.
Hab. N. India, Colombo, Philippines, Cochinchina, Ceram.
- limbicollis*, Chaudoir, *Mon.*, p. 41.
Hab. Dekhan, Formosa.
- luteicauda*, Chaudoir, *Mon.*, p. 201.
Hab. Dekhan.
- luzonicus*, Chaudoir, Bull. Mosc., xxix (3), 1856, p. 261 : *Mon.*, p. 159.
Hab. Philippines (Luzon).
- lynx*, Chaudoir, Bull. Mosc., xxix (3), 1856, p. 199 : *Mon.*, p. 50.
Hab. Hongkong.
- macropus*, Chaudoir, *Mon.*, p. 140.
Hab. Dekhan.

- maculatus**, Dejean, Spec., ii, 1826, p. 800 : Chaud., *Mon.*, p. 99.
Hab. Dekhan, Siam.
- marginifer**, Chaudoir, *Mon.*, p. 118.
marginatus, Dejean, Spec., ii, 1826, p. 805 (*neo* Rossi).
Hab. India.
- medioguttatus** (*Lissauchenius*), Chaudoir, *Mon.*, p. 35.
Hab. Dekhan, Burma.
- melanopterus**, Chaudoir, *Mon.*, p. 226.
Hab. Siam, Ceylon (Peradeniya).
- micans** (*Carabus*), Fabr. Ent. Syst., i, 1792, p. 157; Syst. Eleuth., i, 1801, p. 151 :
Chaudoir, Bull. Mosc., xxix (3), 1856, p. 201, 206; *id.*, *Mon.*, p. 62.
hamifer, Chaudoir, Bull. Mosc., xxix (3), 1856, p. 209; *Mon.*, p. 62 : Bates,
Trans. Ent. S. Lond., 1873, p. 247.
Hab. India, Zanzibar, [*Ind. Mus.*, Calcutta].
- micans**, MacLeay, Annul. Javan., 1825, p. 14 (*neo* Fabr.) : Chaud., *Mon.*, p. 52.
Hab. Java.
- Mouhotii**, Chaudoir, Col. Novit., i, 1883, p. 34.
Hab. Laos.
- mutatus**, Gemm. & Har., Mun. Cat., p. 223 : Chaudoir, *Mon.*, p. 52.
apicalis, MacLeay, Annul. Javan., 1825, p. 14 (*neo* Wied.).
Hab. Java.
- naeviger**, Morawitz, Bull. Acad. St. Petersburg., 1862, p. 324; *id.*, Beitr. Käferfaun.
Ins. Jesso, p. 33, t. 1, f. 16 : Bates, Trans. Ent. S. Lond., 1873, p. 246 : Chaud.,
Mon., p. 273.
Hab. Ningpo, Hangkow, Nagasaki.
- neelgheriansis**, Guérin, Rev. Zool., 1840, p. 38 : Chaudoir, Bull. Mosc., xxix (3), 1856,
p. 206; *id.*, *Mon.*, p. 54.
bilunatus, Guérin, Voy. Deless., 1843, p. 36.
binotulatus, Motsch., Bull. Mosc., xxxvii (3), 1864, p. 341.
formosus, Chaudoir, Bull. Mosc., xix (3), 1856, p. 206.
maleolens, Nietner, Journ. As. Soc. Ben., xxvi, 1857, p. 148; Ann. Mag., (2s.)
xx, 1857, p. 371.
Hab. Bengal, Nilgiris, Tranquebar, ? Zanzibar.
- nepalensis**, Hope, Gray, Zool. Misc., 1831, p. 21.
concinus (*Barymorphus*), Laferté, Ann. Soc. Ent. Fr., (2s.) ix, 1851, p. 236.
Mellyi (*Diaphoropsophus*), Chaudoir, Bull. Mosc., xxiii (2), 1850, p. 407; *id.*,
(2), 1856, p. 213; *id.*, (*Rhysostrachelus*), *Mon.*, p. 30.
planicornis (*Barymorphus*), Laferté, Ann. Soc. Ent. Fr., (2s.) ix, 1851,
p. 236.
Swinhoei, Bates, Proc. Zool. S. Lond., 1866, p. 342.
Hab. India, Bengal, Malabar, Ceylon, Formosa [*Ind. Mus.*, China,
Calcutta].
- nigricans**, Wiedemann, Germar, Mag. Ent., iv, 1821, p. 110, 6 : (*Epomis*) Dejean,
Spec., ii, p. 371 : Chaudoir, *Mon.*, p. 126.
culminatus, Bates, Trans. Ent. S. Lond., 1873, p. 251.

- rugicollis* (*Epomis*), Laferté, Ann. Soc. Ent. Fr., (2s.) ix, 1851, p. 253, note f.
Hab. Hongkong, Chekiang, Formosa, Japan, ? Java.
- nigricoxis*, Motsch., Bull. Mosc., xxxvii (3), 1864, p. 339 : Chaud., *Mon.*, p. 94.
Hab. Hongkong.
- nigripennis*, Chaudoir, Bull. Mosc., xxix (3), 1856, p. 250 ; *Mon.*, p. 225.
Hab. N. India.
- nitidicollis*, Dejean, Spec., ii, 1826, p. 314 : Chaud., p. 117.
Hab. Bengal [*Ind. Mus.*, Sikkim].
- opacipennis*, Chaudoir, *Mon.*, p. 176.
Hab. Bengal.
- orbicollis* (*Oxydatus*), Chaudoir, *Mon.*, p. 40.
Hab. Nilgiris.
- pachysomus*, Chaudoir, *Mon.*, p. 117.
Hab. Siam.
- panagaoides* (*Homalolaohnus*), Laferté, Ann. Soc. Ent. Fr., (2s.) ix, 1851, p. 235 :
Chaudoir, *Mon.*, p. 28.
Hab. India, Malabar.
- parallelus*, Dejean, Spec., v, 1831, p. 627 : Chaud., *Mon.*, p. 69.
Dohrnii, Nietner, Journ. As. Soc. Beng., xxvi, 1857, p. 149 ; Ann. Mag. N.
H., (2s.) xx, 1857, p. 372.
Hab. Coromandel, Ceylon, Colombo.
- pericallus*, Redtenb., Reise Novara, Zool. ii, Col., 1867, t. I, f. 4 : Chaud., *Mon.*, p.
286 : Bates, Trans. Ent. S. Lond., 1873, p. 249.
pulcher, Redtenb., *l.c.*, p. 10.
Hab. Hongkong, Kinkiang on Yangtsekiang (Bates), Japan (Osaka).
- phaenoderus*, Chaudoir, *Mon.*, p. 161.
? = *glabricollis*, Motschulsky, Bull. Mosc., xxxvii (3), 1864, p. 348.
Hab. Dekhan.
- pictus*, Chaudoir, Bull. Mosc., xxix (3), 1856, p. 208 ; *id.*, *Mon.*, p. 62 : Bates, Trans.
Ent. S. Lond., 1873, p. 247.
? = *Schönherrii*, Dejean, *q. v.*
Hab. N. India to N. China.
- pleuroderus*, Chaudoir, Col. Novit., 1883, p. 30.
Hab. India.
- posticallis*, Motschulsky, Et. Ent., 1853, p. 44 ; *id.*, Bull. Mosc., xxxvii (3), 1864, p.
340 : Chaud., *Mon.*, p. 273.
hospes, Morawitz, Beitr. z. Käfer Faun. Jesso. 1863, p. 82, t. 1, f. 15.
semipurpureus, Motsch., Bull. Mosc., *l.c. supra*, p. 340.
Hab. N. China, ? Canton.
- posticus* (*Carabus*), Fabr., Ent. Syst. Suppl., 1798, p. 57 ; *id.*, Syst. Eleuth., t. p.
191 : Chaud., *Mon.*, p. 55.
Hab. India.
- postsriptus*, Bates, Trans. Ent. S. Lond., 1873, p. 326 : Chaud., *Mon.*, p. 113, 156.
Hab. Hongkong.

- pratensis**, Chaudoir, *Mon.*, p. 210.
Hab. Shanghai, ? Canton.
- pretiosus**, Chaudoir, Bull. Mosc., xxix (3), 1856, p. 288 ; *id.*, *Mon.*, p. 178.
Hab. N. India.
- prostenus**, Bates, Trans. Ent. S. Lond., 1873, p. 325 ; 1883, p. 235 : Chaudoir, *Mon.* p. 259.
Hab. Kiukiang on Yangtse river, Japan.
- proximus**, Chaudoir, *Mon.*, p. 113.
Hab. Dekhan.
- prudens?** (*Carabus*), Fabr., Syst. Eleuth., i, 1801, p. 193 : Chaud., *Mon.*, p. 280.
malachinus (*Callistoides*), Motsch., Bull. Mosc., xxxvii (3), 1864, p. 335.
Hab. Bengal.
- pugn1**, Camerano, Atti R. Acad. Soc. Turin., xiv, 1878, p. 146 : Gestro, Ann. Mus. Civ. Gen., xviii, 1882, p. 306.
Hab. Burma, Mandalay.
- punctatostriatus**, Chaudoir, Bull. Mosc., xxix (3), 1856, p. 244 : *id.*, *Mon.*, p. 91.
Hab. N. India.
- puncticollis**, Dejean, Spec., ii, 1826, p. 315 : Chaudoir, *Mon.*, p. 196.
Hab. Bengal, N. India.
- quadricolor** (*Carabus*), Olivier, Enc. Méth., v, 1790, p. 344 ; *id.*, Ent., iii, 35, p. 77, t. 10, t. 111 : Fabr., Syst. Eleuth., i, p. 180 : Dejean, Spec., ii, p. 317 : Schaum, Stettin Ent. Zeit., 1847, p. 44 ; Chaudoir, *Mon.*, p. 154.
chlaenioides (*Amblygenius*), Laferté, Ann. Soc. Ent. Fr., (2s.) ix, 1851, p. 263, ♀.
orientalis, Dejean. Spec., ii, 1826, p. 339.
? laevicollis (*Pocilloistius*), Motsch., Bull. Mosc., xxxvii (4), 1864, p. 348.
Hab. India, Tranquebar, Bengal, Java [*Ind. Mus.*, Sikkim].
- rudesculptus**, Chaudoir, *Mon.*, p. 136.
Hab. Siam.
- ruffemoratus** (*Lissauchenius*), MacLeay, Annul. Javan., 1825, p. 13, t. 1, f. 1 : Chaud., Bull. Mosc., xxix (3), 1856, p. 198 : *Mon.*, p. 35.
Hab. Java, Bangkok, India.
- rufthorax**, Wiedemann, Germ., Mag. Ent., iv, 1821, p. 112 : Dejean, Spec. ii, p. 322 : Chaudoir, *Mon.*, p. 259.
Hab. India.
- rugulosus**, Nietner, Journ. As. Soc. Beng., xxv, 1856, p. 388 ; Ann. Mag. N. H., (2s.) xix, 1857, p. 243 ; Bates, *id.*, (5s.) xvii, 1886, p. 74 : Chaud., *Mon.*, p. 90.
Hab. Ceylon, Negumbo (*Nietn.*) : Kandy, Peradeniya (*Bates*).
- scapularis**, Chaudoir, *Mon.*, p. 98.
Hab. Bengal.
- Schönherrii** (*Vertagus*), Dejean, Spec., v, 1831, p. 611 : Chaud., *Mon.*, p. 32.
? pictus, Chaudoir, *q. v.*
Hab. India, Africa.

- Semperti*, Chaudoir, *Mon.*, p. 92.
Hab. Philippines.
- sericimicans*, Chaudoir, *Mon.*, p. 235.
Hab. China, Hongkong.
- sineensis*, Chaudoir, Bull. Mosc. xxix (3), 1856, p. 263 : *Mon.*, p. 162.
Hab. Hongkong, Shanghai.
- sinuatus*, Dejean, Spec., ii, 1826, p. 321 : Chaudoir, *Mon.*, p. 194.
Hab. India.
- sobrius*, Dejean, Spec., ii, 1826, p. 316 : Chaudoir, *Mon.*, p. 197.
Hab. India.
- spathulifer* (*Vertagus*), Bates, Trans. Ent. S. Lond., 1873, p. 324 ; Chaud., *Mon.*, p. 43.
• Hab. China.
- spoliatus* (*Carabus*), Rossi, Fauna Etrusc., i, 1790, p. 33 : Chaudoir, *Mon.*, p. 88.
var. *inderiensis*, Motsch., l.c., p. 346 [*Ind. Mus.*, Kargil, Turkistan].
,, *nicanus* (*Chlanites*), Motsch., Bull. Mosc., xxxvii (4), 1864, p. 346 : Bates, Trans. Ent. S. Lond., 1873, p. 249.
Hab. Europe, N. Africa, Yangtse Valley, Japan.
- stenoristus*, Chaudoir, *Mon.*, p. 265.
Hab. India, Malabar.
- ? *subhamatus*, Chaudoir, Bull. Mosc., xxix (3), 1856, p. 211 : Bates, Trans. Ent. S. Lond., 1873, p. 248.
Hab. Kiukiang on Yangtse, Japan.
- submarginatus*, Chaudoir, *Mon.*, p. 235.
Hab. N. India, Rangoon.
- Sykesi*, Hope, Trans. Zool. S. Lond., 1833, p. 93, t. 13, f. 2.
Hab. India, Puna.
- tetragonoderus*, Chaudoir, *Mon.*, p. 68.
Hab. Sumatra, Macassar.
- trinetatus*, Chaudoir, *Mon.*, p. 179.
Hab. N. India.
- varicornis*, Morawitz, Käfer Jesso, 1863, p. 35, t. 1, f. 17 : Bates, Trans. Ent. S. Lond., 1873, p. 252 : Chaud., *Mon.*, p. 267.
Hab. China, Japan.
- varipes*, Chaudoir, Bull. Mosc., xxix (3), 1856, p. 268 : *Mon.*, p. 87.
Hab. N. India.
- velocipes*, Chaudoir, *Mon.*, p. 266.
Hab. Bengal (Dacca), Siam, Ceylon (Dikoya), Nilgiris.
- virgulifer*, Chaudoir, *Mon.*, p. 61.
? *pictus*, Bates, Trans. Ent. S. Lond., 1873, p. 247.
Hab. Hongkong, N. China, ? Japan.
- viridanus*, Motsch., Bull. Mosc., xxxvii (3) 1864, p. 339 : Chaud., *Mon.*, p. 223.
Hab. India.

- vividus*, Chaudoir, *Mon.*, p. 176.
Hab. N. India.
- vulneratus*, Dejean, Spec., v, 1831, p. 624 : Chaudoir, Bull. Mosc., xxix (3), 1856, p. 203 ; *id.*, *Mon.*, p. 52.
Hab. N. India, Bengal.
- xanthacrus*, Wiedemann, Zool. Mag., (ii) i, 1823, p. 51 : Dejean, Spec. ii, p. 323 : Chaud., *Mon.*, p. 8. (gen. dub. ? *Lachnophorus*).
Hügelii, Redtenb., Reise Novara, Zool. ii, Col., 1867, p. 9, t. 1, f. 3.
Hab. Bengal, Calcutta.
- xanthopleurus*, Chaudoir, Bull. Mosc., xxix (3), 1856, p. 230 ; *id.*, *Mon.*, p. 115.
Hab. Hongkong, Formosa, Chusan, N. China, Japan.
- xanthospilus* (*Carabus*), Wiedemann, Germar, Mag. Ent., iv, 1821, p. 115 : Chaud., *Mon.*, p. 285.
quinguemaculatus, Nietner, Journ. As. Soc. Ben., xxv, 1856, p. 386 ; *id.*, Ann. Mag. N. H., (2 s.) xix, 1857, p. 242.
Hab. Dekhan, Ceylon, Siam.

Genus **PENTHIMUS.**

- Mun. Cat., p. 229 : Chaudoir, Ann. Mus. Civ. Gen., viii, 1876, p. 291.
Ceroglossus, Chaudoir, Bull. Mosc., xxx (3), 1857, p. 192 (*nec* Solier).
Harpoglossus, Motschulsky.
- opacus* (*Ceroglossus*), Chaudoir, Bull. Mosc., xxx (3), 1857, p. 6.
Hab. N. India.

Genus **HOLOLIUS.**

- Laferté Senect., Ann. Soc. Ent. Fr., (2s.) ix, 1851, p. 274 : Lacord., Gen. Col., i, p. 227 : Mun. Cat., p. 230 : Chaudoir, Bull. Mosc., xxx (3), 1857, p. 9 ; *id.*, Ann. Mus. Civ. Gen., viii, 1876, p. 290 ; Col. Nov., 1883, p. 37.
Hololius, Laferté Senect., *l.c. supra*.
- nitidulus* (*Chlaenius*) Dejean, Spec., ii, 1826, p. 341 : Laferté, *l.c. supra*.
ocyleanicus, Nietner, Jl. As. Soc. Beng., xxv, 1856, p. 386 ; *id.*, Ann. Mag. N. H., (2s.) xix, 1857, p. 241 ; Bates, *id.*, (5s.) xvii, 1886, p. 75.
var. *punctulatus*, Chaudoir, Bull. Mosc., xxx (3), 1857, p. 10 ; *id.*, Ann. Mus. Civ. Gen., viii, p. 291.
Hab. India, Ceylon, Kandy, Hongkong.

Genus **RHOPALISTES.**

- Mun. Cat., p. 230 : Chaudoir, Ann. Mus. Civ. Gen., viii, 1876, p. 291.
Rhopalopalpus, Laferté Senect., Ann. Soc. Ent. Fr., (2s.) ix, 1851, p. 262 : Chaudoir, Bull. Mosc., xxx (3), 1857, p. 11.
- janthinus* (*Chlaenius*), Redtenb., Hügel's Kaschm., iv (2), 1844, p. 500 : Chaudoir, Ann. Mus. Civ. Gen., viii, p. 292.
pocilloides, Laferté, Ann. Soc. Ent. Fr., (2s.) ix, 1851, p. 262 : (*Rhopalopalpus*) Chaudoir, Bull. Mosc., xxx (3), 1857, p. 11, ♀.
Hab. N. India, Kashmir.

Genus **PRISTOMACHAERUS.**

Bates, Trans. Ent. S. Lond., 1873, p. 323.

chalcoccephalus (*Panagaous*), Wiedemann, Zool. Mag., ii (i), 1823, p. 57 : Schaum, Berlin Ent. Zeits., vii, 1863, p. 433 : Chaudoir, Ann. Soc. Ent. Belg., xxi, 1878, p. 84.

ohloroccephalus, Kollar, Ann. Mus. Wien. i., 1836, p. 335, t. 31, f. 4-6.
Hab. N. India [*Ind. Mus.* ? Jhelam Valley].

Messii, Bates, Trans. Ent. S. Lond., 1873, p. 324.
Hab. Hongkong.

quadricolor, Putzeys, Stettin. Ent. Zeit., xxxviii, 1877, p. 101.
Hab. Darjiling.

quadriguttatus, Putzeys, *l.c.*, p. 101.
Hab. Darjiling.

Genus **CALLISTUS.**

Bonelli, Obs. Ent., 1809, tab. syn. : Lacord., Gen. Col., i, p. 374 : Mun. Cat., p. 213 : Chaudoir, Bull. Mosc., xxiii (2), 1850, p. 395 ; *ib.*, xlv (i), 1872, p. 384 : Schaum, Berlin. Ent. Zeits., vii, 1863, p. 85.

Callistominus, Chaudoir, Bull. Mosc., xlv (i), 1872, p. 382,

coarctatus, Laferté, Ann. Soc. Ent. Fr., (2s.) ix, 1851, p. 230.
littoralis, Motschulsky, Et. Ent. 1859, p. 33.

Westwoodii, Schaum, Berlin Ent. Zeits., vii, 1863, p. 85.
Hab. N. India, Tranquebar, Ceylon.

Dicksonii (*Callistominus*), Waterhouse, Ann. Mag. N. H., (5s.) xiv, 1884, p. 429.
Hab. Formosa.

modestus, Schaum, Berlin Ent. Zeits., vii, 1863, p. 85 : Chaudoir, Bull. Mosc., xlv (i), 1872, p. 382 : Bates, Trans. Ent. S. Lond., 1873, p. 246 : Fairm., Ann. Soc. Ent. Fr., (6 s.) viii, 1888, p. 336.
Hab. Tonkin, China, Hongkong, Canton, Nagasaki.

suturalis, Fleutiaux, Ann. Soc. Ent. Fr., (6s.) vii, 1887, p. 61, t. 4, f. 2.
Hab. Annam, Hué.

Div. **OODINI**:—Chaudoir, Bull. Mosc., xxx (3), 1857, p. 13 ; *id.*, *Monograph*, Ann. Soc. Ent. Fr., (6s.) ii, 1882, p. 317, 485.

Genus **ANATRICHIS.**

Lecoute, Trans. Ann. Phil. Soc., x, 1853, p. 391 : Chaudoir, Bull. Mosc., xxx (3), 1857, p. 21 ; *id.*, *Mon.*, *l.c. supra*, p. 318 : Bates, Biol. Centr. Amer., Col., i (i) p. 269.

Oodinus, Motschulsky, Bull. Mosc., xxxvii (4), 1864, p. 352.
Oodes, pt, Dejean, Spec., v, p. 677.

indicus, Chaudoir, *Mon.*, p. 320.
Hab. Dekhan.

pedinoides, Chaudoir, *Mon.*, p. 321.
Hab. India.

Genus **SYSTOLOCRANIUS.**

Chaudoir, Bull. Mosc., xxx (3), 1857, p. 23 ; *id.*, *Monograph*, Ann. Soc. Ent. Fr., (6s) ii, 1882, p. 326 : Mun. Cat., p. 231.

Chlaenius, Boheman.

Oodes, Wiedemann, Eschscholtz, Dejean, Gory, Laferté.

linea (*Oodes*), Wiedemann, Germar Mag. Ent., iv, 1821, p. 113 ; Chaudoir, *Mon.*, p. 331.

grandis (*Oodes*), Dejean, Spec., ii, 1826, p. 376.

Hab. India, Bengal.

sulcatus, Eschsch., Zool. Atlas., v, 1829, p. 28 : Chaud., *Mon.*, p. 335 : *id.*, (*nov* Laferté), Bull. Mosc., xxx (3), 1857, p. 25. (*sp. dub*).

Hab. Philippines, Manilla.

Genus **ODES.**

Bonelli, Mem. Acad. Turin, 1809, *tab. syn.* : Lacord., Gen. Col., i, p. 229 ; Mun. Cat., p. 231 : Chaudoir, Bull. Mosc., xxx (3), 1857, p. 25 ; *id.*, *Monograph*, Ann. Soc. Ent. Fr., (6s.) ii, 1882, p. 341 : Horn, Gen. Carab., p. 172.

Lonchostornus, Laferté, Ann. Soc. Ent. Fr., (2s.) ix, 1851, p. 267 : Lacord., Gen. Col., i, p. 231.

Stenocrepis, Chaudoir, Bull. Mosc., xxx (3), 1857, p. 45 ; Mun. Cat., p. 234.

Stenus, Chaudoir, Bull. Mosc., xxx (3), 1857, p. 39 : Mun. Cat., p. 233.

chalcus, Chaudoir, Bull. Mosc., xxx (3), 1857, p. 30 ; *Mon.*, p. 357.

nepalensis, Motsch., Et. Ent., 1858, p. 171 ; Bull. Mosc., xxxvii (4), 1864, p. 353.

subolivaceus, Laferté, Ann. Soc. Ent. Fr., (2s.) ix, 1851, p. 271, note 4.

Hab. Népal, N. India.

occelestinus, Chaudoir, *Mon.*, p. 363.

Hab. Borneo, Sarawak.

parallelus, Laferté, Ann. Soc. Ent. Fr., (2s.) ix, 1851, p. 271, note 5 : Chaudoir, *Mon.*, p. 347.

Hab. N. India, Dekhan, Malacca.

piccolus, Fairmaire, Ann. Soc. Ent. Belg., xxxi, 1887, p. 98.

Hab. China, Fokien.

picus, Nietner, Journ. As. Soc. Ben., xxv, 1856, p. 526 ; *id.* Ann. Mag. N. H., (2s.) xix, 1857, p. 377.

vilis, Chaudoir, Bull. Mosc., xxx (3), 1857, p. 32 ; *Mon.*, p. 369.

Hab. Assam, Tranquebar, Ceylon, Siam, China, Macassar.

siamensis, Chaudoir, *Mon.*, p. 358.

Hab. Siam, Bangkok.

subcoarctatus, Chaudoir, *Mon.*, p. 362.

Hab. Malacca.

varians, Chaudoir, *Mon.*, p. 352.

Hab. Bengal.

virens, Wiedemann, Zool. Mag., ii (1), 1823, p. 50.

Hab. Bengal.

Westermanni, Laferté, Ann. Soc. Ent. Fr., (2s.) ix, 1851, p. 271, note 2 : Chaud., Bull. Mosc., xxx (3), 1857, p. 31 ; *Mon.*, p. 368.

hispanicus (*Oodes*), pt. Dejean, Spec., ii, 1826, p. 379.

Hab. India, Bengal, Dekhan.

Genus **SIMOUS.**

Chaudoir, *Monograph*, Ann. Soc. Ent. Fr., (6s.) ii, 1882, p. 373.

aeneus, Laferté, Ann. Soc. Ent. Fr., (2s.) ix, 1851, p. 270, note 4 : Chaud., *Mon. l.c. supra*, p. 375.

Hab. Java.

lucidus (*Oodes*), Chaudoir, Rev. Mag. Zool., (2s.) xxi, 1869, p. 76 ; *Mon.*, p. 376.

Hab. Siam, Annam, Cambodia.

Mouhotii, Chaudoir, Rev. Mag. Zool., (2s.) xxi, p. 76 ; *Mon.*, p. 373.

Hab. Laos.

nigriceps (*Oodes*), Wiedemann, Germar, Mag. Ent., iv, 1821, p. 114 : Chaudoir, *Mon.*, p. 375.

puicher (*Oodes*), Dejean, Spec., ii, 1826, p. 376.

Hab. India.

Genus **LACHNOCREPIS.**

Lecoute, Trans. Am. Phil. S., x, 1853, p. 391 : Lacord., Gen. Col., i, p. 394 : Mun.

Cat., p. 230 : Chaudoir, *Monograph*, Ann. Soc. Ent. Fr., (6s.) ii, 1882, p. 377.

japonicus, Bates, Trans. Ent. S. Lond., 1878, p. 255 : Chaudoir, *Mon.*, 378.

Hab. Yangtse Valley, Japan.

Genus **HOLCOCOLEUS.**

Chaudoir, Ann. Soc. Ent. Fr., (6s.) ii, 1882, p. 521.

Oodes, Laferté, Chaudoir, *olim.*

maculatus (*Oodes*), Chaudoir, Bull. Mosc., xxx (3), 1857, p. 38 ; *id.*, *Mon.*, *l.c. supra*, p. 522.

latus (*Oodes*), Laferté, Ann. Soc. Ent. Fr., (2s.) ix, 1851, p. 269, note 2.

Hab. Nilgiris.

Genus **MELANODES.**

Chaudoir, *Monograph*, Ann. Soc. Ent. Fr., (6s.) ii, 1882, p. 545.

Oodes, Erichson : *Chlaenius*, Laferté : *Pocillus*, Reiche : *Feronia*, Klug.

pernitidus, Chaudoir, *Mon.*, *l.c.*, p. 550.

Hab. Dekhan, Rangoon.

subelongatus, Chaudoir, *Mon.*, *l.c.*, p. 550.

Hab. Dekhan.

Genus **PATELLUS.**

Chaudoir, *Monograph*, Ann. Soc. Ent. Fr., (6s.) ii, 1882, p. 551 : Zool. Jahr., Arthr., 1883, p. 212.

drimostoides, Chaudoir, *Mon.*, *l.c. supra*, p. 553.

Hab. Burma.

ZABRINI :—Horn, Gen. Carab., p. 173.

Genus **ZABRUS.**

Clairville, Ent. Helv., ii, 1806, p. 80 : Zimmermann, Monograph Carabiden, 1831 :
 Lacord., Gen. Col., i. p. 330 : Schaum, Revision, Berlin. Ent. Zeits., 1864, p. 174 :
 Mun. Cat., p. 334 : Horn, Gen. Carab., p. 174.

Pelor, Bonelli, Mém. Acad. Turin., Obs. Ent., 1813. tab.

Pelerosomus, Motschulsky.

Polysitus, Zimmermann, Mon. Carab., 1831, p. 8.

chinensis, Fairmaire, Ann. Soc. Ent. Fr., (6s.) vi, 1886, p. 313.

Hab. Yunnan.

HARPALINI, Horn, Gen. Carab., p. 174 : Leconte & Horn, Class. Col., p. 52.

Anisodaetylides, pt, Lacordaire, Gen. Col., i, p. 268.

Cratocerides, pt, Lacordaire, *l.c.*, p. 257.

? *Ditomides*, pt, Lacordaire, *l.c.*, p. 165.

Harpalides, Lacordaire, *l.c.*, p. 285.

Horn (*l.c. supra*) divides this tribe into *Dopti*, *Glypti*, *Harpali*, and *Anisodaetyli*.

Genus **LIODAPTUS.**

Bates, Ann. Mus. Civ. Gen., (2s.) vii, 1889, p. 102.

birmanus, Bates, *l.c.*, p. 102.

Hab. Burma, Bhamo, Mandalay.

Genus **BARYSOMUS.**

Dejean, Spec., iv, 1829, p. 56 : Lap. de Casteln., Hist. Nat. Ins., i, p. 94 : Lacord.,
 Gen. Col., i, p. 290 : Mun. Cat. p. 261 : Bates, Biol. Centr. Amer., Col., i (i), p. 67.

Oosoma, Nietner, Journ. As. Soc. Beng., xxvi, 1857, p. 144 ; Ann. Mag.

N. H., (2s.) xx, 1857, p. 368.

Gyllenhalii, Dejean, Spec., iv, 1829, p. 69. : Lap. de Casteln., Hist. Nat. Ins., i,
 p. 95.

arenarius (*Oosoma*), Nietner, Journ. As. Soc. Ben., xxvi, 1857, p. 146 ;

Ann. Mag. N. H., (2s.) xx, 1857, p. 370.

Hab. India, Ceylon, Colombo (Bates).

semivittatus (*Carabus*), Fabr., Syst. Eleuth., i, 1801, p. 201 : Dejean, Spec., iv, p.
 60 : Lap. de Casteln., *l.c. supra*, p. 95.

Gerstaeckeri, Nietner, Journ. As. Soc. Ben., xxvi, 1857, p. 147 ; Ann. Mag.

N. H., (2s.) xx, 1857, p. 370.

Hab. India, Ceylon.

subcaneus (*Amara*), MacLeay, Annul. Javan., 1825, p. 21.

Hab. Java.

subolivaceus (*Amara*), MacLeay, *l.c.*, p. 21.

Hab. Java.

tricolor (*Amara*), MacLeay, *l.c.*, p. 21.

Hab. Java.

Genus **BRADYBAENUS.**

Dejean, Spec., iv, 1829, p. 160 : Lacord., Gen. Col., i, p. 292 : Mun. Cat., p. 261.

Calodromus, Nietner, Ann. Mag. N. H., (3s.) ii, 1859, p. 181.

festivus, Dejean, Spec., iv, 1829, p. 163 : Bates, Ann. Mag. N. H., (5s.) xvii, 1886, p. 77.

swornatus (*Calodromus*), Nietner, Ann. Mag. N. H., (3s.) ii, 1858, p. 181.

ornatus, Redtenb., Reise Novara, Zool. ii, Col., 1867, p. 14, t. 1, f. 8.

Hab. Ceylon, Kandy (*Bates*).

Genus **HYSINEPHUS.**

Bates, Proc. Zool. S. Lond., 1878, p. 715.

ellipticus, Bates, *l.c.*, p. 716.

Hab. N. W. Himalaya, Pangong Valley [*Ind. Mus.*, type].

Genus **PANGUS.**

Leconte, Trans. Am. Philad., x, 1853, p. 385 : Lacord., Gen. Col., i, p. 295 : Mun. Cat., p. 267.

infusus, Walker, Ann. Mag. N. H., (3s.) ii, 1858, p. 204 (*gen. dub.*).

Hab. Ceylon.

orientalis (*Solenophorus*, *Pangus*), Dejean, Spec., iv, 1829, p. 128.

Hab. India.

quadricollis, Kollar, Hügel's Kaschm., iv (2), 1844, p. 502.

Hab. Kashmir.

Genus **HYPOLITHUS.**

Dejean, Spec., iv, 1829, p. 166 : Lacord., Gen. Col., i, p. 295 : Mun. Cat., p. 268.

Javanus, Gory, Ann. Soc. Ent. Fr., 1833, p. 241.

Hab. Java.

perlucens, Bates, Proc. Zool. S. Lond., 1878, p. 715.

Hab. India, Jhelam Valley [*Ind. Mus.*, type].

Genus **HARPALUS.**

Latreille, Hist. Nat. Ins., viii, 1804, p. 325 : Lacord., Gen. Col., i, p. 295 : Mun. Cat., p. 272 : Horn, Gen. Carab., p. 181.

Aotephilus, Motschulsky, Bull. Mosc., xxxviii (3), 1864, p. 208.

Amblystus, Motschulsky, *l.c.*, p. 209.

Artabas, Gozis, Mt. Schw. Ent. Ges., 1883, p. 287.

Bioderus, pt, Motschulsky, Käfer Russl. 1850, t. vii.

Conicus, Motschulsky, Bull. Mosc., xxxviii (3), 1864, p. 209.

Erpeinus, Motschulsky, *l.c.*, p. 208.

Harpalidium, Kolbe, Berlin Ent. Zeits., 1883, p. 17.

Harpalodes, Motschulsky, *l.c. supra.*, p. 208.

Holosus, Motschulsky, Bull. Mosc., xxx (2), 1857, p. 496.

Ooistus, Motschulsky, *l.c.*, xxxvii (3), 1864, p. 209.

Pheuginus, Motschulsky, *l.c.*, p. 209.

Platus, Motschulsky, Cat. Carab. Russ., 1850.

Pseudoophonus, pt, Motschulsky, Ins. Sib., 1842, p. 196.

[This synonymy requires examination and revision].

- advolans*, Nietner, Jl. As. Soc. Beng., xxv, 1856, p. 226 *id.*, Ann. Mag. N. H., (3s.) xix, 1857, p. 377.
Hab. Ceylon.
- cephalotes* (*Pseudoophonus*), Motschulsky, Et. Ent., 1861, p. 3 ; Bull. Moec., xxxvii (3), 1864, p. 214.
capito, Morawitz, Bull. Acad. St. Petersb., v, 1862, p. 359 : Bates, Trans. Ent. S. Lond., 1873, p. 260.
Hab. Yangtse Valley, Nagasaki, Ussuri.
- chalcatus*, Bates, *l.c. supra*, p. 263.
Hab. Canton, Yangtse Valley, Korea, Nagasaki.
- * *coeruleatus*, Bates, Proc. Zool. S. Lond., 1878, p. 714.
Hab. Yangi Hissar [*Ind. Mus.*, type].
- crates*, Bates, Trans. Ent. S. Lond., 1883, p. 239, note.
Hab. Hongkong, Yangtse Valley, Korea.
- cyanescens*, Hope, Trans. Ent. S. Lond., iv, 1845, p. 15.
Hab. China.
- difficilis*, Hope, *l.c.*, p. 15.
Hab. China.
- griseus*, Panzer, Fauna Germ., 33, 1797 : Dejean, Spec., iv, p. 251 : Schaum, Naturges. Ins., i, p. 584.
bicolor, Marshall, Ent. Brit., i, p. 436.
ruficornis, var., Illiger, Käfer Preuss., 4, 1798, p. 171 : Morawitz, Beitr. z. Käf. Jesso, i, p. 68.
var. *Reichei*, Desbrochere, Nat. Ent. Bourb., 1866, p. 42.
Hab. Europe, E. Siberia, Japan, China, Shanghai, ? Canton.
- indicola*, Bates, Proc. Zool. S. Lond., 1878, p. 714.
Hab. India, Murree [*Ind. Mus.*, type].
- laevistriatus*, Sturm, Abbild. Oliv. Ent. Käfer, 4, 1803, p. 80 t. 91, f. B.
Hab. India.
- leucops*, Wiedemann, Zool. Mag., ii (i), 1823, p. 52.
Hab. Bengal.
- * *liodes*, Bates, Proc. Zool. S. Lond., 1878, p. 715.
Hab. ? near Yarkand [*Ind. Mus.*, type].
- * *mascreides*, Bates, *l.c.*, p. 715.
Hab. Pamir [*Ind. Mus.*, type].
- melaneus*, Bates, *l.c.*, p. 714.
Hab. India, Murree, Sind Valley, Leh. [*Ind. Mus.*, type].
- punctilabris*, MacLeay, Annul. Javan., 1825, p. 20.
Hab. Java.
- punctulatus*, MacLeay, *l.c.*, p. 21.
Hab. Java.
- relicens*, Bates, Trans. Ent. S. Lond., 1873, p. 264.
Hab. Fuchau, Nagasaki.

- rugicollis* (*Plutus*), Motschulsky, Et. Ent., 1860, p. 5 : Harold, Abh. Nat. Ver. Bremen, iv, 1875, p. 285 ; Bates, Trans. Ent. S. Lond., 1883, p. 236.
japonicus, Morawitz, Bull. Acad. St. Petersb., v, 1862, p. 227 ; Beitr. z. Käfer Faun. Jesso, i, 1863, p. 69 ; Bates, *l.c. supra*, 1873, p. 261.
 Hab. Formosa, Fuchau, Shanghai, Yangtse Valley, Japan [*Ind. Mus.*, Murree].
- sinicus*, Hope, Trans. Ent. S. Lond., iv, 1845, p. 14.
 Hab. China.
- tinctulus*, Bates, Trans. Ent. S. Lond., 1873, p. 263.
 Hab. Canton, Yangtse Valley, Korea, Nagasaki.
- trechoides*, Hope, Trans. Ent. S. Lond., iv, 1845, p. 15.
 Hab. China.
- tridens*, Morawitz, Beitrag. Käfer. Faun. Jesso., i, 1863, p. 69 : Bates, Trans. Ent. S. Lond., 1883, p. 236.
 Hab. Canton, Japan.
- *turoulus*, Bates, Proc. Zool. S. Lond., 1878, p. 714.
 Hab. ? near Yarkand [*Ind. Mus.*, type].

Genus **IRIDESSUS.**

- Bates, Trans. Ent. S. Lond., 1883, p. 240.
- relucens*, Bates, *l.c.*, 1873, p. 264 ; 1883, p. 240.
 Hab. Fuchau, Nagasaki.

Genus **GNATHAPHANUS.**

- MacLeay, Annul. Javan., 1825, p. 20 : Lacord., Gen. Col., i, p. 299 : Chaudoir, Ann. Mus. Civ. Gen., xii, 1878, p. 503 : Mun. Cat., p. 286.
- aereus*, Schaufuss, Horae Ent. Ross., xxi, 1887, p. 105.
 Hab. China, Macassar.
- subcoostatus*, Dejean, Spec., iv, 1829, p. 261 : Lacord., Gen. Col. i. p. 299.
 ? = *vulneripennis*, MacLeay, *q. v.*
 Hab. India [*Ind. Mus.*, Tenasserim].
- vulneripennis*, MacLeay, Annul. Javan., 1825, p. 20 : Hope, Col. Man., ii, t. 2, f. 2, *a-d* : Erichs., Wieg. Arch. (2), 1840, p. 317.
 Hab. India.

Genus **CARICUS.**

- Motsch., Bull. Mosc., xxxix (2), 1886, p. 394.
- testaceipes*, Motsch., *l.c.*, p. 394.
 Hab. Ceylon, Colombo.

Genus **STENOLOPHUS.**

- Dejean, Spec., iv, 1829, p. 405 ; Lacord., Gen. Col., i, p. 303 ; Mun. Cat., p. 290 : Horn, Gen. Carab., p. 181.
Acupalpus, Latreille, Règne Anim., (2ed.) iv, 1829, p. 391 : Lacord., Gen. Col., 1, p. 302 : Mun. Cat., p. 287.

- Anthraxus*, Motschulsky, Bull. Mosc., xxxvii (4), 1864, p. 207. Balion, Schiöde.
- Egadrroma*, Motschulsky, Et. Ent., 1855, p. 43 ; *id.*, *l.c. supra*, p. 201.
- Manicellus*, Motschulsky, Bull. Mosc., xxxvii (4), 1864, p. 207.
- Megrammus*, Motschulsky, Et. Ent., 1857, p. 26.
- Philodes*, Leconte, Class. Col., 1861, p. 33.
- apicalis* (*Egadrroma*), Motsch., Bull. Mosc., xxxvii (4), 1864, p. 205.
Hab. India, Tranquebar.
- biplagiatus*, Bohem., Freg. Eng. Resa. Col., 1858, p. 12.
Hab. China.
- chalcus*, Bates, Trans. Ent. S. Lond., 1873, p. 270.
Hab. Yangtse Valley, Japan.
- connotatus*, Bates, *l.c.*, p. 327.
Hab. Yangtse Valley, Japan.
- yanellus*, Bates, Ann. Mus. Civ. Gen., (2s.) vii, 1889, p. 103.
Hab. Burma, Rangoon, Mandalay, Bhamo.
- derogatus* (*Acupalpus*), Walker, Ann. Mag. N. H., (2s.) ii, 1858, p. 204 : *ib.*, Bates, (5s.) xvii, 1886, p. 80.
Hab. Ceylon, Nuwara Eliya (*Bates*).
- gonidius*, Bates, Ann. Mus. Civ. Gen., (2s.) vii, 1889, p. 104.
Hab. Burma, Bhamo, Teintso, Thagata (Tenasserim).
- guttula* (*Acupalpus*), Dejean, Spec., v, 1831, p. 858.
Hab. India.
- inornatus* (*Acupalpus*), Bates, Trans. Ent. S. Lond., 1873, p. 268.
Hab. Yangtse Valley, Japan.
- iridicolor*, Redtenb., Reise Novara, Zool. ii, Col., 1867, p. 16.
Hab. Hongkong.
- lucidus* (*Stenolophus*), Dejean, Spec., iv, 1829, p. 419.
proximus, Falderm., Fauna Ent. Transcauc., iii, 1838, p. 86.
Hab. India, Caucasus.
- minimus* (*Acupalpus*), Dejean, Spec., iv, 1829, p. 483.
Hab. India.
- nitens* (*Egadrroma*), Motsch., Bull. Mosc., xxxvii (4), 1864, p. 205.
Hab. Bombay.
- opaculus*, Bates, Ann. Mag. N. H., (5s.) xvii, 1886, p. 80.
Hab. Ceylon, Nuwara Eliya.
- polygenus*, Bates, *l.c.*, p. 79.
Hab. Ceylon, Nuwara Eliya.
- proximus* (*Stenolophus*), Dejean, Spec., iv, 1829, p. 420 ; *id.*, *l.c.*, t. 198, f. 4.
Hab. S. Russia, Japan, Shanghai.
- quinquepustulatus* (*Badister*), Wiedemann, Zool. Mag., ii (i), 1823, p. 58 : (*Stenolophus*) Dejean, Spec., iv, p. 414 : Bates, Trans. Ent. S. Lond., 1873, p. 270 ; Ann. Mag., N. H., (5s.) xvii, 1886, p. 79.

Hab. Japan, China, Yangtse Valley, Cochinchina, Bengal, Ceylon, Colombo, (Bates).

smaragdulus (*Carabus*), Fabr., Ent. Syst. Suppl., 1798, p. 60 : (*Stenolophus*) Dejean, Spec., iv, 1829, p. 418 : Lap. de Casteln., Hist. Nat. Ins., i, p. 90 : (*Egadroma*), Motsch., Bull. Mosc., xxxvii (3), 1864, p. 205.

stolidus (*Harpalus*), Walker, Ann. Mag. N. H., (3s.) ii, 1853, p. 204.

vulneratus, Dejean, Spec., v, 1831, p. 852.

Hab. India, Ceylon.

splendida (*Egadroma*), Motsch., Bull. Mosc., xxxvii (3), 1864, p. 205.

Hab. Burma.

Genus **ANOPOGENIUS.**

Chandoir, Bull. Mosc., xxv (i), 1852, p. 28 : Lacord., Gen. Col., i, p. 304 : Mun. Cat., 292.

? *Compsolepis*, Nietner.

Lepithrix, Nietner, Journ. As. Soc. Ben., xxvi, 1857, p. 151 : Ann. Mag., (2s.) xx, 1857, l.c., p. 374.

Lozoncus, Schmidt Goebel, Faun. Col. Birm., 1846, on wrapper : Motsch., Bull. Mosc., xxxvii (4), 1864, p. 204.

circumcinctus, Motsch., Et. Ent., 1857, p. 26 : Bates, Trans. Ent. S. Lond., 1873, p. 269.

Hab. Yangtse Valley, Ningpo, Fuchau, Shanghai, Japan.

discophorus, Chandoir, Bull. Mosc., xxv (i), 1852, p. 90.

Hab. N. India, Simla.

elevatus (*Lozoncus*), Schmidt Goebel, Faun. Col. Birm., 1846, t. 3, f. 9.

Hab. Burma.

foliolosus (*Lepithrix*), Nietner, Journ. As. Soc. Ben., xxvi, 1857, p. 152 ; *id.*, Ann. Mag. N. H., (2s.) xx, 1857, p. 374 : Bates, l.c., (5s.) xvii, 1886, p. 79.

Hab. Ceylon.

microgonus, Bates, Ann. Mag. N. H., (5s.) xvii, 1886, p. 79.

Hab. Ceylon, Colombo, Siam.

renitens, Bates, l.c., p. 79.

Hab. Ceylon, Colombo.

utilans, Bates, Ann. Mus. Civ. Gen., (2s.) vii, 1839, p. 103.

Hab. Burma, Katha.

Genus **BRADYCELLUS.**

Erichson, Käfer Mark. Brand., i, 1837, p. 64 : Lacord., Gen. Col., i, p. 294 : Mun. Cat., p. 263 : Horn, Gen. Carab., p. 294 : Bates, Biol. Centr. Amer., Col., i (i), p. 71.

Liocellus, Motschulsky, Bull. Mosc., xxxvii (4), 1864, p. 207.

laeticolor, Bates, Trans. Ent. S. Lond., 1873, p. 267.

Hab. Yangtse Valley, Nagasaki.

marginale (*Drimostoma*), Walker, Ann. Mag. N. H., (3s.) iii, 1853, p. 51.

Hab. Ceylon.

sinicus, Bates, Trans. Ent. S. Lond., 1873, p. 328.

Hab. Yangtse Valley.

Genus **OXYCENTRUS.**

Chaudoir, Bull. Mosc., xxvii (2), 1854, p. 345 : Mun. Cat., p. 249.

angustus, Bates, Trans. Ent. S. Lond., 1876, p. 3, note, ♂.

Hab. Burma, Rangoon.

borneensis, Bates, *l.c.*, p. 4, note, ♂.

Hab. Borneo.

parallelus, Chaudoir, Bull. Mosc., xxvii (2), 1854, p. 347.

Hab. N. India.

Genus **TACHYCELLUS.**

Morawitz, Bull. Acad. Petr., v, 1863, p. 261 : Mun. Cat., p. 264 : Horn, Gen. Carab., p. 182.

lamprus, Bates, Ann. Mag. N. H., (5s.) xvii, 1886, p. 80.

Hab. Ceylon, Colombo.

Genus **DICHIROTRICHUS.**

Jacq. Duval, Gen. Col. Carab., 1855, p. 35 : Mun. Cat., p. 262.

• **alticola**, Bates, Proc. Zool. S. Lond., 1878, p. 713.

Hab. Pámir [*Ind. Mus.*, type].

• **amplipennis**, Bates, Trans. Ent. S. Lond., 1873, p. 326.

Hab. Shanghai.

Genus **CALATHOMIMUS.**

Bates, Ann. Mag. N. H., (5s.) xvii, 1886, p. 77.

consors, Bates, *l.c.*, p. 78.

Hab. Ceylon, Bogawantalawa.

maculatus, Bates, *l.c.*, p. 77.

Hab. Ceylon, Bogawantalawa.

Genus **DIORYCHE.**

MacLeay, Annul. Javan., 1825, p. 21 : Lap. de Casteln., Hist. Nat. Ins., i, p. 123 : Lacord., Gen. Col., i, p. 309 : Mun. Cat., p. 287.

Platymetopus, Dejean, Spec., iv, 1829, p. 68 : Lacord., Gen. Col., i, p. 300 :

Bates, Trans. Ent. S. Lond., 1873, p. 121.

amoena (*Platymetopus*), Dejean, Spec., iv, 1829, p. 73.

Hab. Java.

colombensis, Nietner, Jl. As. Soc. Beng., xxvi, 1857, p. 151 ; Ann. Mag. N. H., (2s.) xx, 1857, p. 373 : *ib.*, Bates, (5s.) xvii, 1886, p. 76.

Hab. Ceylon, Colombo.

corrosa, Bates, Trans. Ent. S. Lond., 1873, p. 270.

Hab. Yangtse Valley, Fuchau, Japan.

interpunctata (*Platymetopus*), Dejean, Spec., iv, 1829, p. 71 : Klug, Ins. Madag., p. 133.

Hab. India, Coromandel.

laticeps (*Platymetopus*), Dejean, Spec., iv, 1829, p. 76.

Hab. Philippines, Manilla.

melanaria, Boheman, Freg. Eug. Resa, Col., 1858, p. 10.

Hab. China.

quadrinaculata (*Platymetopus*), Dejean, Spec., iv, 1829, p. 70 : Lap. de Casteln., Hist. Nat. Ins., i, p. 92.

Hab. Cochinchina.

rugosa, Nietner, Journ. As. Soc. Ben., xxvi, 1857, p. 150 ; Ann. Mag. N. H., (2s.) xx, 1857, p. 373.

Hab. Ceylon, Colombo.

senilis, Nietner, Journ. As. Soc. Ben., xxvi, 1857, p. 150 ; Ann. Mag. N. H., (2s.) xx, 1857, p. 372.

Hab. Ceylon, Colombo.

Thunbergii, Quensel, Schönh., Syn., i, 1806, p. 188, note : Dejean, Spec., iv, p. 74 : Erichson, Wieg. Arch., (2) 1840, p. 367 : Bates, Trans. Ent. S. Lond., 1873, p. 271.

Hab. ? Cape of Good Hope, ? India.

torta, MacLeay, Annul. Javan., 1825, p. 21 : Hope, Col. Man., ii, 1838, t. 2, f. 4 a-d : Lap. de Casteln., Hist. Nat. Ins., i, p. 123 : Bates, Trans. Ent. S. Lond., 1873, p. 271.

Hab. Java.

Genus **AMBLYSTOMUS.**

Erichson, Käfer Mark Brand., i, 1837, p. 59 : Lacord., Gen. Col., i, p. 301 : Mun. Cat., p. 143.

Hispalis, Rambur, Faun. Andal., 1838 : Motsch., Bull. Mosc., xxxvii (3), 1864, p. 233, tab. syn.

Megaristerus, Nietner, Ann. Mag. N. H., (3s.) ii, 1853, p. 427 : Mun. Cat., p. 286.

aeneoens, Motschulsky, Et. Ent., 1858, p. 23 : (*Hispalis*) *id.*, Bull. Mosc., xxxvii (3), 1864, p. 233.

Hab. India.

biguttatus, Motschulsky, Et. Ent., 1858, p. 25 : (*Hispalis*) *id.*, Bull. Mosc., *l.c.*, p. 234.

Hab. India, Tranquebar.

femoralls, Motschulsky, Et. Ent., 1858, p. 24 ; (*Hispalis*) *id.*, Bull. Mosc., *l.c.*, p. 233.

Hab. India.

flavipes, Motschulsky, *l.c.*, p. 23 ; (*Hispalis*) *id.*, Bull. Mosc., *l.c.*, p. 233.

Hab. India.

fuscescens, Motschulsky, *l.c.*, p. 23 ; (*Hispalis*) *id.*, Bull. Mosc., *l.c.*, p. 233.

Hab. India.

guttatus, Bates, Trans. Ent. S. Lond., 1873, p. 327.

Hab. China, Fuchau.

- imbitus* (*Megaristerus*), Nietner, Ann. Mag. N. H., (3s.) ii, 1858, p. 428.
Hab. Ceylon, Kitugalle (*Bates*), Madras.
- mandibularis* (*Megaristerus*), Nietner, *l.c.*, p. 428.
Hab. Ceylon, Colombo.
- pallipes*, Motschulsky, Et. Ent., 1853, p. 24; (*Hispania*) *id.*, Bull. Mosc., xxxvii (3), 1864, p. 233.
Hab. India.
- quadriguttatus*, Motschulsky, *l.c.*, p. 24; (*Hispania*) *id.*, Bull. Mosc., *l.c.*, p. 234.
Hab. India.
- stenolophoides* (*Megaristerus*), Nietner, *l.c. supra*, p. 428.
Hab. Ceylon, Colombo.

Genus SIOPELUS.

- Murray, Ann. Mag. N. H., (3s.) iii, 1859, p. 27: Mun. Cat., p. 287.
- ferreus*, Bates, Ann. Mag. N. H., (5s.) xvii, 1886, p. 76, 211.
?-compositus (*Curtomotus*), Walker, *l.c.*, (3s.) ii, 1858, p. 204.
Hab. Ceylon, Newara Eliya.

Genus ANISODACTYLUS.

- Dejean, Spec., iv, 1829, p. 132: Lacord., Gen. Col., i, p. 278: Mun. Cat., p. 254:
Horn, Gen. Carab., p. 184: Bates, Biol. Centr. Amer., Col., i (i), p. 52.
- Amphasia*, Newman, Ent. Mag., v, 1838, p. 387: Lacord., Gen. Col. i, p. 277: Mun. Cat., p. 254.
- Anisotarsus*, Chaudoir, Bull. Mosc., x, 1837, p. 41: Lacord., Gen. Col., i, p. 279: Mun. Cat., p. 257.
- Aplocentrus*, Leconte, Geod. Un. St., 1846, p. 108.
- Dichoirus*, Mannerheim, Bull. Mosc., xvi, 1843, p. 211.
- Eurytrichus*, Leconte, Geod. Col. Un. St., in Ann. Lyc. Nat. Hist. N. York, iv, 1846, and separate, p. 115: Mun. Cat., p. 257.
- Gynandromorphus*, Dejean, Spec., iv, 1829, p. 186: Lacord., Gen. Col., i, p. 283: Mun. Cat., p. 258.
- Gynandrotarsus*, Laferté-Sénéctère, Ann. Soc. Ent. Fr., (2s.) x, 1852, p. 202: Lacord., Gen. Col., i, p. 283.
- Spongopus*, Leconte, Geod. Col. Un. St., *l.c. supra*, iv, 1846, p. 277; *sep.* p. 105: Mun. Cat., p. 258.
- Tripletus*, Leconte, *l.c.*, p. 108.
- Xestonotus*, Leconte, Trans. Amer. Phil., x, 1858, p. 388: Mun. Cat., p. 258.
- dispellens*, Walker, Ann. Mag. N. H., (3s.) iii, 1858, p. 81: Bates, *l.c.*, (5s.) xvii, 1886, p. 75.
Hab. Siam, Ceylon, Kandy, Hongkong, Fuchau.
- Javanus*, Dejean, Spec., iv, 1829, p. 146.
Hab. Philippines.
- signatus*, Illiger, Käfer Preuss., i, 1798, p. 174: Panzer, Faun. Germ., 38, 4; Dejean Spec., iv, p. 138: Schaum, Nat. Ins., i, p. 565.
rusticus, Dahl, Col. & Lep., 1823, p. 11.
Hab. Europe, Siberia, China, Canton (*Putzoya*).

Genus **LAMPROPHONUS.**

Bates, Ann. Mus. Civ. Gen., (2s.) vii, 1889, p. 101.

lucens, Bates, *l.c.*, p. 3.

Hab. Burma.

Genus **CHYDAEUS.**

Chaudoir, Bull. Mosc., xxvii (3), 1854, p. 348 : Mun. Cat., p. 254.

obscurus, Chaudoir, *l.c. supra*, p. 344.

Hab. N. India.

Genus **HYPHARPAX.**

MacLeay, Annul. Javan., 1825, p. 22 : Lacord., Gen. Col., i, p. 282 : Mun. Cat., p.

258 : Chaudoir, Ann. Mus. Civ. Gen., xii, 1878, p. 496.

Sagraemerus, Redtenb., Reise Novara, Zool. ii, Col., 1867, p. 18.

dentipes (*Harpalus*), Wiedemann, Zool. Mag., ii (i), 1823, p. 54 : Chaudoir, *l.c. supra*, p. 500:

?=*lateralis* MacLeay, *q.v.*

Hab. Java.

javanus (*Sagraemerus*), Redtenb., Reise Novara, Zool., ii, Col., 1867, p. 14, t. 1, f. 7.

Hab. Java.

lateralis, MacLeay, Annul. Javan., 1825, p. 22 : Hope, Col. Man., ii, t. 2, f. 3 a-c

Lap. de Casteln., Hist. Nat. Ins., i, p. 123.

Hab. Java.

simplicipes, Chaudoir, Ann. Mus. Civ. Gen., xii, 1878, p. 502.

Hab. Java.

Genus **HYPHAEREON.**

MacLeay, Annul. Javan., 1825, p. 22 : Lacord., Gen. Col., i, p. 284 : Mun. Cat., p. 259.

reflexus, MacLeay, *l.c. supra*, p. 22 : Hope, Col. Man., ii, t. 2, f. 5 a-c.

Hab. Java.

PSEUDOMORPHINI:—Westwood, Rev. Mag. Zool., v, 1853, p. 395 : Lacord., Gen. Col., i, 1854, p. 149 : Horn, Gen. Carab., p. 186 : Leconte & Horn, Class. Col., p. 58.

Genus **ADELOTOPUS.**

Hope, Trans. Ent. S. Lond., i, 1834, p. 11 : Westwood, Rev. Mag. Zool., v, 1853, p.

403 : Lacord., Gen. Col., i, p. 153 : Mun. Cat., p. 157.

collaris, Waterhouse, Trans. Ent. S. Lond., 1877, p. 2.

Hab. Siam.

Genus **CRYPTOCEPHALOMORPHA.**

Ritsema, Tijds. v. Ent., xviii, 1875, p. xcii.

Gaverel, Ritsema, *l.c.*, p. xciii ; ~~ib.~~, xxxii, p. lxxxviii.

marginatus, Waterhouse, Trans. Ent. S. Lond., 1877, p. 2.

Hab. Java, Batavia.

ADDITIONS.

OMOPHEON.—P. 6—

axillaris, Chaudoir, Rev. Mag. Zool., (2s.) xx, 1868, p. 59. Hab. Bengal.

guttatus, Chaudoir, *l.c.*, p. 62. Hab. Bengal.

interruptus, Chaudoir, *l.c.*, p. 62. Hab. Bengal.

levigatus, Gestro, Ann. Mus. Civ. Gen. (2s.) vi, 1888, p. 172. Hab. Burma.

porosus, Chaudoir, Rev. Mag. Zool., (2s.) xx, 1868, p. 61. Hab. Dekhan.

salgonensis, Chaudoir, *l.c.*, p. 57. Hab. Cochinchina, Saigon.

striaticeps, Gestro, Ann. Mus. Civ. Gen., (2s.) vi, 1888, p. 173. Hab. Burma.

P. 12—The reference to *Carabus indicus*, is Bull. Soc. Ent. Fr., (6s.) ix, 1889, p. xv.

Hab. Darjiling.

MOUHOTIA, p. 17.

Batesi, Lewis, Ent. Mon. Mag., xvi, 1879, p. 186: Waterhouse, Aid, t. 125, f. 3.

Hab. Burma.

PSEUDOZAENA.—P. 32—

spissicornis, Fairmaire, Ann. Soc. Ent. Fr., (6s.) viii, 1888, p. 335. Hab. Laos.

PRISTONYCHUS.—P. 54—

alticola, Fairmaire, Ann. Soc. Ent. Fr., (6s.) ix, 1889, p. xvi.

Hab. Himálaya, Mt. Yeomitong (11,000—12,000 feet) [*Ind. Mus.*]

Add also:—

P. 96—*Brosicus Davidianus*, Fairmaire, Ann. Soc. Ent. Belg., xxxii, 1888, p. 7. Hab. Yunnan, Hongkong.

P. 97—*Chlaenius hemichlorus*, Fairmaire, *l.c.*, p. 8. Hab. Yunnan.

P. 44—*Stobeus collucens*, Fairmaire, *l.c.*, p. 8. Hab. Yunnan.

P. 44—*Aurisma Delevayii*, Fairmaire, *l.c.*, p. 9. Hab. Yunnan.

P. 44—*Steropanus forticornis*, Fairmaire, *l.c.*, p. 10. Hab. Yunnan.

P. 44—*Omasus stictopleurus* Fairmaire, *l.c.* p. 10. Hab. Yunnan.

P. 44—*Steropus licnoides*, Fairmaire, *l.c.*, p. 10. Hab. Yunnan.

P. 44—*Steropus scuticollis*, Fairmaire, *l.c.*, p. 11. Hab. Yunnan.

P. 44—*Pterostichus haesitatus*, Fairmaire, *l.c.*, p. 11. Hab. Yunnan.

P. 44—*Abax tantillus*, Fairmaire, *l.c.*, p. 12. Hab. Yunnan.

P. 53—*Calathus strigipennis*, Fairmaire, *l.c.*, p. 12. Hab. Yunnan.

P. 53—*Calathus nubilipennis*, Fairmaire, *l.c.*, p. 13. Hab. Yunnan.

P. 54—*Agonum dorsistriatum*, Fairmaire, *l.c.*, p. 13. Hab. Yunnan.

P. 56—*Dyscolus ovipennis*, Fairmaire, *l.c.*, p. 14. Hab. Yunnan.

P. 39—*Patrobus microphthalmus*, Fairmaire, *l.c.*, p. 14. Hab. Yunnan.

P. 50—*Amara orientalis*, Hope Trans. Ent. S. Lond iv, 1845, p. 14. Hab. China.

P. 61—*Perigona Beccarii*, Putzeys = *fimicola*, Wollast.

P. 95—*Brachynus pictus*, add to references after '92', 't. 13, f. 1': and at end [*Ind. Mus., Dehli*].'

P. 56—*Colpodes superlita*, Bates. Proc. Zool. S. Lond, 1888, p. 383, Kiukiang.

" " *melittus*, Bates, *l.c.*, 1889, p. 215. Goorais Valley.

" " *eulabes*, Bates, *l.c.*, p. 215. Goorais Valley.

P. 70—*Lebia coelestis*, Bates, *l.c.*, 1888, p. 380. Kiukiang.

" " *chrysonia*, Bates, *l.c.*, p. 382. Kiukiang.

" " *callata*, Bates, *l.c.*, p. 382. Kiukiang.

" " *xanthophana* Bates, *l.c.*, p. 382; *ib.*, 1889, p. 218. Kinkiang, Ichang.

- P. 70—*Lebia prattiana*, Bates, *l.c.*, 1889, p. 218. Ichang.
 " " *callitrema*, Bates, *l.c.* p. 219. Ichang.
 P. 97—*Chlaenius anchomenoides*, Bates, *l.c.*, p. 212. Goorais Valley.
 P. 111—*Harpalus kashmirensis*, Bates, *l.c.*, p. 213. Goorais Valley.
 " " *idiotus*, Bates, *l.c.*, p. 213. Goorais Valley.
 P. 53—*Pristodactyla lacerans*, Bates, *l.c.*, p. 214. Goorais Valley.
 " " *agonoides*, Bates, *l.c.*, p. 218 Ichang.
 P. 54—*Pristonychus kashmirensis*, Bates, *l.c.*, p. 214. Goorais Valley.
 P. 55—*Anchomenus meostictus*, Bates, *l.c.*, p. 215. Goorais Valley.
 P. 10—*Carabus Tientai*, Thoms., var. *minor*, Bates, *l.c.*, p. 217. Ichang.
 " " *ichangensis*, Bates, *l.c.*, p. 217, ♂. Ichang.
 " " *protens*, Bates, *l.c.*, p. 217. Ichang.
 " " *kiukiangensis* Bates, *l.c.*, 1888, p. 331. Kiukiang.
 " " *dardiellus*, Bates, *l.c.*, 1889, p. 211. Goorais Valley, Kashmir.
 " " var. *granulisparsus*, Bates, *l.c.*
 " " *barysomus*, Bates, *l.c.*, p. 210. Goorais Valley.
 P. 13—*Carabus (Coptolabus) angustus*, Bates, Proc. Zool. S. Lond., 1888, p. 387.
 Kiukiang, Yangtse Valley.
 var. *ignimitella*, Bates, *l.c.*
 " " *principalis*, Bates, *l.c.*, 1889, p. 216. Ichang, Yangtse Valley.
 " " *pustulifer*, Lucas, var., Bates, *l.c.*, p. 217. Ichang.
 " " *longipennis*, Ohandoir, Bates, *l.c.*, p. 217. Ichang.
 P. 16—*Nebria himalayica*, Bates, *l.c.*, p. 212. Goorais Valley.
 P. 34—*Bembidion braeculatum*, Bates, *l.c.*, p. 212. Goorais Valley.
 " " *dardum*, Bates, *l.c.*, p. 212. Goorais Valley.

CORRECTIONS.

- P. 26—for 'Netnerii,' read 'Nietnerii.'
 P. 28—line 5 from top, for 'Gestro,' read 'Bates.'
 P. 30—line 19 from top, for '*metallicus*,' read '*metallicus*.'
 P. 34—for '**MORIOIDIUS**,' read '**MORIONIDIUS**.'
 P. 42—for '*Comottoii*,' read '*Comottii*.'
 P. 65—for '*dimidiata*,' read '*dimidiata*.'
 P. 72—line 23 from top, for '*Rhinoheila*,' read '*Rhinocheila*.'

INDEX GENERUM.

- Abacetus*, 46.
Abax, 120.
Abropus, 56.
Acacus, 97.
Acanthogenius, 85.
Acephorus, 22.
Acopitolabus, 10.
Acrodon, 50.
Actedium, 34.
Actenoncus, 92.
Actephilus, 111.
Acupalpus, 113.
Adelostia, 44.
Adelotopus, 119.
Aello, 44.
Aephiidius, 59.
Aepsera, 50.
Agastus, 67.
Agonocheila, 72.
Agonocyrtus, 54.
Agonodamus, 44.
Agonothorax, 54.
Agonum, 54, 120.
Aleptocerus, 97.
Allocota, 71.
Alogocarabas, 10.
Alpaeus, 16.
Amara, 50, 120.
Amarocelia, 50.
Amathitis, 50.
Amblychus, 52.
Amblygenius, 97.
Amblystomus, 117.
Amblystus, 111.
Amerisus, 34.
Amphasia, 118.
Barysomus, 110.
Anatrichis, 107.
Anaulacus, 59.
Anchista, 83.
Anchoderus, 54.
Ancholeus, 49.
Anchomenus, 54.
Anchonoderini, 61.
Anchus, 55.
Ancus, 26.
Anisodactylides, 110.
Anisodactylus, 118.
Anisotarsus, 118.
Anomoderus, 18.
Anomoeus, 83.
Anomophaenus, 18.
Anoplogenus, 115.
Anthia, 87.
Anthiini, 87.
Anthraxus, 114.
Apiodera, 63.
Aploa, 94.
Aplocentrus, 118.
Aplothorax, 10.
Apotomini, 96.
Apotomopterus, 10.
Apotomus, 96.
Apristomorphus, 76.
Apristus, 75.
Apspectra, 89.
Apteromimus, 34.
Aptinus, 95.
Arachnoidius, 44.
Archicarabus, 10.
Ardistomis, 27.
Argutor, 44, 46.
Argutoroidius, 44.
Arrhostus, 83.
Artabas, 111.
Astygis, 46.
Aulacocoelius, 49.
Aulacopterum, 14.
Aurisma, 120.
Autocarabus, 10.
Axinocarabus, 10.
Badister, 52.
Baudia, 52.
Barymorphus, 97.
Barysomus, 110.
Batenus, 55.
Batoscelis, 43.
Belonognatha, 72.
Bembicidium, 34.
Bembidion, 34.
Bembidionini, 34.
Berus, 83.
Bioderus, 111.
Blaptosoma, 14.
Blechrus, 75.
Blemus, 40.
Blennidus, 49.
Bomius, 75.
Bothriopterus, 44.
Bothynoptera, 82.
Brachichila, 76.
Brachidius, 89.
Brachinus, 96.
Braobyctis, 74.
Brachynini, 92.
Brachynus, 94, 120.
Brachyonychus, 27.
Brachystylus, 44, 49.
Bradybaenus, 110.
Bradycellus, 115.
Bradytus, 50.
Brennus, 9.
Broschini, 96.
Brososoma, 97.
Brosomorphus, 20.
Brosicus, 96, 120.
Bryobius, 44.
Calamata, 14.
Calathomimus, 116.
Calathus, 53, 120.
Calleida, 81.
Callida, 81.
Callipara, 14.
Callisphaena, 14.
Callisthenes, 14.
Callistoides, 97.
Callistomimus, 107.
Callistrata, 14.
Callistriga, 14.
Callistus, 107.
Callitropa, 14.
Calocarabus, 10.
Calodrepa, 14.
Calodromus, 110.
Calopachys, 14.
Calosoma, 14.
Calopterus, 44.
Camagrathus, 15.
Camedula, 14.
Caminara, 14.
Campa, 34.
Campalita, 14.
Caphora, 59.

- CARABINI*, 10.
Carabosoma, 14.
Carabus, 10.
Carenostylus, 49.
Caricus, 113.
Casnoidea, 64.
Casnonia, 63.
Castrida, 14.
Catadromus, 44.
Catascopus, 78.
Cathaicus, 10.
Cathophilus, 14.
Cechenochilus, 10.
Ceckenes, 10.
Celaenephea, 84.
Celia, 50.
Ceneus, 44.
Cephalotes, 96.
Ceroglossus, 10, 106.
Chaetocarabus, 10.
Chaetomelas, 19.
Charmosia, 14.
Charopterus, 75.
Cheporus, 44.
Chlaeminus 48.
Chlaenini, 87.
Chlaenites, 97.
Chlaenius, 97, 108, 109, 120.
Chlaenioidius, 49.
Chrysocarabus, 10.
Chrysostigma, 14.
Chlorodium, 34.
Chydaeus, 119.
Cillenus, 34.
Clibanarius, 55.
Clivina, 23.
Coeloprotopus, 80.
Coelostomus, 46.
Colpodes 56.
Composolepis, 115.
Conicus, 111.
Cophorus, 44.
Coptodera, 72, 73.
Coptolabrus, 13.
Coptolobus, 19.
Coryza, 26.
Coecini, 32.
Coscinini, 32.
Coscinopterus, 44.
Cosmoplatea, 14.
Craspedonotus, 97.
Craspedophorus, 27, 29.
Cratocephalus, 10.
Cratocerides, 110.
Cratocerini, 89.
Creagris, 85.
Crepidogaster, 95.
Crepidostoma, 96.
Crossoglossa, 82.
Crossonychus, 75.
Cryobius, 44.
Cryptocephalomorpha, 119.
Cryptotrichus, 54.
Cryptozenus, 64.
Ctenipes, 54.
Ctenocarabus, 10.
Ctenosta, 14.
Curtonotus, 50.
Cyehriini, 9.
Cychocephalus, 14.
Cychnus, 9.
Cyclomus, 49.
Cyclosomus, 68.
Cymbionotum, 32.
Cymindis, 83.
Cymindoidea, 83.
Cyphosoma, 78.
Cyrtonotus, 50.
Cyrtopterus, 73.
Dacca, 22.
Damaster, 13.
Dendrocellus, 65.
Derus, 49.
Desera, 65.
Diaphoropsophus, 97.
Dicaelindus, 46.
Diceromerus, 51.
Dicheirus, 118.
Dichirotrichus, 116.
Dicranoncus, 56.
Dicraspeda, 64.
Dietya, 69.
Didetus, 84.
Dilobochilus, 97.
Dinodes, 97.
Dioryche, 116.
Diplocheila, 51.
Dirotus, 59.
Dischissus, 29.
Disphaericus, 43.
Distichus, 19.
Distrigodes, 46, 48.
Distrigus, 46.
Ditomides, 110.
Dolichoctia, 73.
Dolichodes, 55.
Drimostoma, 51.
Dromius, 68, 73, 75.
Dromocorys, 75.
Drypta, 65.
Dryptini, 65.
Dryschiridium, 43.
Dyschirus, 22.
Dyscolus, 56, 120.
Dysidius, 44.
Ecoptogenius, 52.
Eckimuthus, 70.
Egadroma, 114.
Elaphrini, 16.
Elaphropus, 36.
Elaphrus, 15.
Ellitica, 84.
Emphanes, 34.
ENCLADINI, 17.
Endosomatium, 34.
Endynomena, 62.
Epicosmus, 27, 30.
Epomis, 93.
Epiactius, 9.
Epaphius, 40.
Erpsinus, 111.
Eucocarabus, 10.
Eudema, 27, 28, 30.
Eudromus, 34.
Euleptus, 53.
Eupachya, 10.
Eupalamus, 23.
Euplynes, 71.
Euryphilus, 55.
Eurycarabus, 10.
Eurydactylus, 98.
Eurytrachelus, 34.
Eurytrichus, 118.
Euschizomerus, 30.
Eustra, 32.
Eutelocarabus, 10.
Eutelodontum, 14.
Feanus, 53.
Feronia, 109.
Feronides, 41.
Galerita, 66.
Glyptoderus, 98.
Glyptomorphus, 20.
Glyptopterus, 44.
Gnathaphanus, 113.
Goniagnathus, 10.
Gonioacarabus, 10.
Gonoderus, 44.
Gonogenia, 87.
Graniger, 33.

Gyndromorphus, 118.
Gyndrotarsus, 118.

Hadrocarabus, 10.
Haplocoelus, 44.
Haplogaster, 18.
Haplopiethius, 89.
Haptoderus, 44.
Harpalides, 110.
Harpalidium, 111.
Harpalini, 110.
Harpalinae *biaetosæ*, 27.
Harpalinae *unisetosæ*, 92.
Harpalites, 20.
Harpalodes, 111.
Harpalus, 33, 111.
Harpoglossus, 106.
Helobia, 16.
Helluodes, 88.
HELLUONINI, 85.
Hemicarabus, 11.
Heteroglossa, 86.
Hexachaetus, 21.
Hexagonia, 63.
Hexagonini, 62.
Hiletini, 16.
Hiletus, 15.
Hispalis, 117.
Holcooleus, 109.
Holcooderus, 78.
Holconotus, 42.
Hololeius, 106.
Hololius, 106.
Holoscelis, 17.
Holosus, 111.
Homalops, 70.
Homalolachnus, 98.
Homophron, 9.
Hoplognathus, 32.
Hydrium, 34.
Hygrocarabus, 11.
Hyphaereon, 119.
Hypharpax, 119.
Hypherpes, 44.
Hypolithus, 111.
Hypsinephus, 11t.

Idiomorphus, 43.
Iniopachys, 11.
Irichrous, 9.
Irideus, 113.
Ischnocarabus, 11.
Isoleurus, 59.
Isotarsus, 27, 28, 29, 30.
Itamus, 32.

Lachnocrepis, 109.
Lachnoderma, 72.
Lachnothorax, 63.
Laemostenus, 54.
Laemostenes, 54.
Lagarus, 46.
Lamprias, 70.
Lamprocarabus, 11.
Lamprophonus, 119.
Lamprostus, 11.
Lasiocera, 61.
Lebin, 70.
Lebida, 70.
Lebiides, 68.
Lebiini, 68.
Lebistina, 70.
Lebius, 75.
Leiocnemis, 50.
Leirus, 50.
Leistus, 18.
Leja, 34.
Lepithrix, 115.
Leptocarabus, 11.
Leptodactyla, 77.
Lesticus, 41.
Lianoe, 44.
LICININI, 51.
Limodromus, 55.
Limnocarabus, 11.
Liocellus, 115.
Liocnemis, 50.
Liodaptus, 110.
Lionedya, 70.
Lionychus, 69, 76
Lioptera, 73.
Lipaster, 11.
Lissauchenius, 98.
Lonchosternus, 108.
Lopha, 34.
Lorostemma, 29.
Lorostema, 29.
Loxocrepis, 56, 57.
Loxoncus, 115.
Luperca, 17.
Lymnaeum, 34.
Lynnastis, 36.
Lyperopherus, 44.
Lyperosomus, 44.
Lyperus, 44.
Lyropedius, 44.
Lyrothorax, 44.
Macracanthus, 59.
Macrocheilus, 85.
Macrochilus, 85.

Macrogenus, 11.
Macrothorax, 11, 13.
Malius, 83.
Manicellus, 114.
Mariga, 89.
Masoreus, 59, 60.
Mastax, 96.
Mustus, 83.
Megaristerus, 117.
Megodontus, 11.
Megrammus, 114.
Meladroma, 85.
Melanocarabus, 11.
Melanitus, 44.
Melanodes, 109.
Menas, 83.
Menera, 56.
Mesocarabus, 11.
Metabletus, 75.
Metallina, 34.
Metallosomus, 57.
Microcosmus, 29.
Microlastes, 75.
Microlestia, 87.
Mimocarabus, 11.
Miscelus, 77.
Mnuphorus, 69.
Mochtherus, 73.
Molops, 50.
Morio, 38.
Morionidia, 34.
MORIONINI, 33.
Mormolyce, 67.
Mormolycini, 67.
Morphocarabus, 11.
Mouhotia, 17, 120.
Myosodus, 4t.

Nebria, 16.
NEBRIINI, 16.
Neja, 34.
Nematopeza, 70.
Neoplectes, 11.
Nepa, 35.
Nestra, 61.
NOMINI, 32.
Notaphus, 35.
Notiophilus, 16.

Ocybatus, 98.
Ocydromus, 35, 98.
Ochtheadromus, 35.
Ochthephilus, 62.
Ocys, 35.
Odacanthini, 63.

- Odontium*, 35.
Odontonyx, 63.
Omala, 35.
Omalomorpha, 70.
Omalotrichus, 98.
Omasus, 40, 44, 120.
Omiastus, 57.
Omophron, 9, 120.
Omophronini, 9.
Omphra, 87.
Onycholabis, 53.
Oodes, 107, 103, 109.
Oodini, 107.
Oodinus, 107.
Ooistus, 111.
Oosoma, 110.
Ophionea, 63, 64.
Ophryodactylus, 57.
Opisthius, 16.
Oreinocharabus, 11.
Oreocarabus, 11.
Oreophilus, 44.
Orthogonini, 89.
Orthogonius, 89.
Orthomus, 44.
Oxycentrus, 116.
Oxygnathus, 23.
Oxylobus, 18.
Oxyselephus, 55.
Osaena, 32.
Osaenini, 32.

Pachycranion, 11.
Pachycranius, 11.
Pachymorpha, 87.
Pachystus, 11.
Pachytrachelus, 43.
Pagocarabus, 11.
Panagaenini, 27.
Panagaenus, 27, 28, 29.
Pangus, 111.
Pantophyrus, 11.
Parallelomorphus, 20.
Paramecomorphus, 20.
Paranomus, 57.
Parapedius, 44.
Paraphaena, 83.
Paraplesius, 11.
Parena, 72.
Patellus, 109.
Patrobus, 39, 120.
Pedius, 44.
Peliocypas, 74.
Pelor, 110.
Pelorosomus, 110.

Pemphus, 9.
Pentagonica, 84.
Penthimus, 106.
Percosia, 60.
Pericalides, 68.
Pericallus, 80.
Pericalus, 80.
Perigona, 60, 120.
Perileptus, 62.
Peripristus, 77.
Peronomerus, 30.
Peronoscelis, 68.
Peryphus, 35.
Petrophilus, 44.
Phauginus, 111.
Pheropsophus, 92.
Phila, 35.
Philochus, 35.
Philodes, 114.
Philorhizus, 75.
Philotacnus, 83.
Phonias, 44.
Phreocycles, 22.
Physocrotaphini, 88.
Physocrotaphus, 88.
Physodera, 71.
Picrus, 32.
Pimelia, 28.
Pirantillus, 69.
Plagiorrhysis, 69.
Planetes, 86.
Plataphus, 35.
Platus, 111.
Platycrus, 11.
Platymetopus, 116.
Platynus, 54.
Platynini, 53.
Platynomerus, 54.
Platypterus, 45.
Platysma, 45.
Platyтарus, 84.
Plectes, 11.
Pledarus, 45.
Pleurosoma, 57.
Plochionus, 82.
Poecilostus, 98.
Poecilus, 49, 109.
Pogonini, 39.
Pogonoglossus, 88.
Pogonophorus, 16.
Pogonius, 39.
Polyderis, 36.
Polyditus, 110.
Princidium, 35.
Pristodactyla, 53.

Pristomachus, 107.
Pristonychus, 54, 120.
Pristosia, 53.
Procerus, 11.
Procrustes, 11.
Procrusticus, 11.
Promecoptera, 55.
Psemmastus, 83.
Pseudocryobius, 45.
Pseudocypis, 96.
Pseudoderus, 45.
Pseudohellus, 86.

PSEUDOMORPHINI, 119.
Pseudoophobus, 111.
Pseudopedius, 45.
Pseudophilochus, 35.
Pseudosteropus, 45.
Pseudotribax, 11.
Pseudozæna, 32, 120.
Psilus, 27.
Psychobius, 45.

PTEROSTICHINI, 40, 47.
Pterostichus, 44, 120.

Rathymus, 45.
Reicheia, 22.
Rembus, 51.
Rhabdotocarabus, 11.
Rhadine, 56.
Rhagadus, 45.
Rhathymus, 45.
Rhembus, 51.
Rhinocheila, 72.
Rhombodera, 84.
Rhopalistes, 106.
Rhopalopalpus, 106.
Rhysostrachelus, 98.
Rhytidarus, 55.

Sagraemerus, 119.
Scalidion, 72.
Scaliphorites, 20.
Scaphiodactylus, 57.
Scaphonotus, 9.
Scapterus, 21.
Scarites, 19, 20.
Scaritini, 17.
Scaritoderus, 18.
Scolytus, 9.
Selina, 62.
Selenidia, 45.
Serrimargo, 77.
Siagona, 31.
Siagonini, 31.
Simous, 109.

Sinechostictus, 36.
Sinurus, 77.
Siopelus, 118.
Sognes, 49.
Spanus, 43.
Sparostes, 22.
Spathinus, 120.
Spelaeodytes, 22.
Sphodristocarabus, 11.
Sphodristus, 11.
Sphodrus, 53.
Spongopus, 118.
Steleodera, 62.
Stenocnemus, 57.
Stenocrepis, 108.
Stenolophus, 113.
Stenous, 108.
Stephana, 71.
Steropanus, 120.
Steropus, 45, 120.
Stigmapterus, 20.
Stobeus, 120.
Stomides, 40.
Stomonaxus, 51.
Strigia, 45.
Styplomerus, 95.
Styphromerus, 95.
Symphysus, 51.
Systemognathus, 43.
Systolocranius, 108.

Tachyoellus, 116.
Tachylopha, 36.
Tachymenis, 86.
Tachynotus, 36.
Tachypus, 34.
Tachys, 36.
Tachyura, 36.
Taeniolobus, 19, 20.
Talanes, 35.
Tantillus, 76.
Taridius, 84.
Tanystola, 55.
Tarsostianus, 83.
Tarus, 83.
Testidium, 35.
Tetragonica, 76.
Tetragonoderini, 68.
Tetragonoderus, 68.
Thalassophilus, 40.
Thermophila, 87.
Thlibops, 22.
Thyreopterus, 77.
Thyreopterus, 73, 77.
Thysanotus, 77.
Tilius, 69.
Tomochilus, 98.
Trachycarabus, 12.
Trechus, 40.
Trepanes, 35.
Triaena, 50.

Trihax, 12.
Trichisia, 30.
Trichoelasmus, 98.
Trichothorax, 84.
Trigonodactyla, 62.
Trigonognatha, 42.
Trigonomina, 43.
Trigonothops, 81.
Trigonotoma, 40, 42.
Trigonotomides, 40.
Trigonotomina, 40.
Trimorphus, 52.
Tripleticus, 118.
Triplogenia, 40.
Trirammatas, 49.
Tropidocerus, 50.
Trychina, 33.

Vertagus, 98.

Wakefieldia, 84.

Xenothorax, 84.
Xestonotus, 118.

Zabrini, 109.
Zabrus, 110.
Zophium, 67.
Zuphium, 67.

I.—*Catalogue of the Insecta of the Oriental Region. No. 4, Order Coleoptera, Family Dytiscidæ.*—By E. T. ATKINSON, B. A.

DR. D. Sharp's monograph entitled 'On aquatic carnivorous Coleoptera or Dytiscidæ' (Scientific Transactions, Royal Dublin Society, (2s.) ii, 1881-2) renders the preparation of the '*Catalogue of the Dytiscidæ*,' a comparatively easy task. Mr. Sharp's elaborate work is prefaced by a general description of the position of the family, its extent, and some criticisms on the taxonomy; whilst another chapter is devoted to a detailed description of the structure. In the prefatory chapter, Mr. Sharp remarks:—"We possess already in the Munich Catalogue of Coleoptera a work in which a large proportion of synonyms are well recorded, and I have considered the existence of this valuable production sufficient reason for omitting the synonymy already recorded therein, and have contented myself with citing in the alphabetical index of this work such names as are necessary to establish a harmony between it and the catalogue in question. For a similar reason it forms no part of my plan to give a history of the previous and present condition of the taxonomy of the family, nor a list of all the writers who have described species belonging to it, both of these can be gathered from the Munich Catalogue."

Following a like procedure, I give those species recorded in the Munich Catalogue with their synonymy and a reference to the place in which they are noticed in Mr. Sharp's work, and for those described since 1868, the synonymy admitted by him. Up to the year 1882, Dr. Sharp's monograph and the Munich Catalogue may be considered safe and sufficient guides to the study of this family. In Mr. Sharp's work, there is some departure from the ordinary practice in the record of species, which are given under the genus and specific name of the original describer, whilst the genera under which they are placed have neither author's names nor references. It is difficult therefore to ascertain whether the genus of Dr. Sharp is the same as the genus of the original describer, or even, in any strict sense, belongs to it. Therefore the references to the genera in the following Catalogue must be understood to be subject to the modifications introduced by Dr. Sharp in his diagnoses. It would be impossible for me to distinguish accurately between the various phases which successive emendations and sub-divisions have given rise to in a genus, nor would this be the proper place to attempt such a task. Broadly, Dr. Sharp divides the *Dytiscidæ* into two main groups, *Dytisci Fragmentati* (p. 963)

and *Dytisci Complicati* (p. 964), according to whether the metathoracic episternum reaches the intermediate coxal cavity or not. These are further sub-divided into the tribes *Noterides* (p. 260,944), *Hydroperides* (p. 319,950), *Colymbetides* (p. 490,956), and *Hydatioides* (p. 647,959), but the details of this arrangement cannot be followed here.

As already noticed in the 'Catalogue of the Carabidae,' Dr. Horn raises the *Haliplini*, *Amphizoa*, and *Hydrachna** (*Pelobius*), to the rank of families. There is a strong consensus of opinion that to elevate these aberrant genera to the position of families and thus place them on a level with a family like the *Carabidae* is a step to be regretted as likely to lead to the unnecessary splitting up of other families on equally good grounds. The proper place for these groups appears to be as sub-families of the aquatic carnivora, uniting the *Dytiscidae* proper with the terrestrial carnivora. For convenience the name *Dytiscidae* may be applied to the whole group. Lacordaire † writes of the *Haliplini* that ces insectes n'appartiennent réellement pas non plus à la famille (*Dytiscidae*) par leurs pattes; les tarses postérieurs surtout ressemblent complètement à ceux d'une foule des Carabiques, leurs articles étant grêles, allongés et chaoun un peu renflé à leur extrémité.' He adds that the characters given should place them at the head of the *Dytiscidae* which they connect with the *Carabidae*. Dr. Sharp ‡ in his paper on the classification of the *Dytiscidae*, removed the *Haliplini* from that family and left it to 'the Carabophiles to decide whether they should be considered *Carabidae* or form a distinct family.' Subsequently, however, he makes them a separate family §.

Lacordaire makes the genus *Amphizoa* also a tribe or sub-family, 'qui présente un singulier mélange des caractères des Dytiscides et des Carabiques. Par ses organes buccaux, sa tête, ses antennes, et la non-contiguïté des parapleures méta-thoraciques avec la base de l'abdomen, il appartient aux premiers, tandisque par ses pattes complètement ambulatoires, son prosternum reçu dans un sillon du mésosternum comme chez les Carabides, et la séparation de ses saillies coxales, il rentre dans les seconds.' It thus diminishes the differences between the aquatic and the terrestrial Carnivora. Leconte originally placed this singular genus in a distinct family and Chaudoir makes it a distinct group near to *Trachy-*

* I do not understand the grounds on which the name *Hydrachna* for this genus (1801) has been sunk in favour of *Pelobius* (*Pelobius*) Schöenherr (1806), the species '*tarda* Herbst,' the type given by Fabricius, being still considered as belonging to the genus.

† Gen. Col. i p. 410.

‡ C. B. Soc. Ent Belg., xxiii, 1880, p. cxlvii; Dytisc., p. 974.

§ Biol. Centr. Amer., Col, i (2), 1882, p. 1.

pachys. Dr. Sharp at first placed it amongst the *Dytiscidæ*, but subsequently agreed * with Dr. Horn that it should be removed from the *Dytiscidæ* and treated like *Pelobius*.

Pelobius was also formed into a distinct group by Lacordaire who remarks that 'cette tribu ne comprend qu'un seul genre, mais qui ne peut être associé à aucun de ceux qui précèdent ou qui suivent: ses hanches postérieures le rattachent aux Haliplides, ainsi que les tarses de la même paire sont à peine plus natatoires,' and declares it to be another of the aberrant genera connecting the *Carabidæ* with the *Dytiscidæ*. Describing the genus itself he gives it as 'un Dytiscide pourvu d'une tête de Carabique.' Notwithstanding, therefore, the great authority of Dr. Horn, it will, in the present state of our knowledge, be advisable to retain Lacordaire's arrangement as that most convenient. Below is given a list of some of the writings on the *Dytiscidæ* of the Oriental Region.

Anbe, C. :—

Species général des Hydrocanthares et Gyriniens pour faire suite au Species général des Coléoptères de la collection de M. Le Comte Dejean, vi, Paris, 1838.

Blanchard, E. :—

Voyage au Pole Sud sur l'Astrolabe, Zool., iv, Paris, 1853.

Boheman, C. :—

Kongliga Svenska Fregatten Eugénies resa, Col., Stockholm, 1858.

Clark, H. :—

Transactions Entomological Society London, (3s) i, 1863, p. 413.

Erichson, W. F. :—

Die Käfer der Mark Brandenburg, Berlin, i, 1837.

MacLeay, W. S. :—

Annulosa Javanica, or an attempt to illustrate the natural affinities and analogies of the insects collected in Java by Dr. T. Horsfield. London, 1825.

Motschulsky, V. :—

Etudes entomologiques, Helsingfors, iv, 1855 : viii, 1859.

Redtenbacher, L. :—

Hügel's Kaschmir, iv (2), 1844. Stuttgart.

Requardt, M. :—

'Recherches sur les organes copulateurs dans le genre *Dytiscus*,' in Ann. Soc. Ent. Fr., (5s.) vii, 1877, p. 263.

Etude sur la classification des Dytiscides, l. c., viii, 1878, p. 447.

'Dytiscides de Birmanie,' in Ann. Mus. Civ. Gen., (2s) vi, 1898, p. 609.

Schaum and Kiesenwetter :—

Naturges. d. Ins. Deutschl., i, ii, 1859-60.

* *Dytisc.*, p. 974.

Sharp, D. :—

'Avis préliminaire d'une nouvelle classification des Dytiscidae,' in C. R. Soc. Ent. Belg., xxiii, 1880, p. cxlviii.

'Observations on the respiratory action of the Carnivorous water-beetles,' in Jl. Linn. S. Lond., xiii, 1877, p. 161.

'On aquatic Carnivorous Coleoptera,' in Scient. Trans. Royal Dublin Society, 1882.

Vander Branden, C. :—Catalogue des coléoptères Carnassiers aquatiques, in Ann. Soc. Ent. Belg., 1885.

Wehncke, E. :—

Deutsche entomologische Zeitschrift, 1873, 1876.

Berliner entomologische Zeitschrift, xv, xvi, xix.

Stettiner entomologische Zeitung, 1875-7.

HALIPLINI :—Shuckard, Elem. Brit. Ent., 1839 : (*Haliplicæ*) Aubé, Spec. vi : Lacordaire, Gen. Col. i, 1854, p. 410 : Jacq. Duval, Gen. Col., i, p. 69 : Crotch, Revision, Trans. Amer. Ent. Soc., iv, 1873, p. 383.

Haliplicæ, Horn, Gen. Carab., 1881, p. 91 : Leconte & Horn, Class. Col., 1883, p. 60, 539 : Sharp, Biol. Centr. Amer., Col. i (2), 1882, p. 1.

Leconte observes that the species of this sub-family are aquatic in their habits, of small size, oval, more or less pointed behind and in front, and very convex ; their colour is usually yellowish, more or less spotted with black : scutellum, concealed : antennæ 10-jointed, glabrous, filiform.

Genus **HALIPLUS**.

Latreille, Hist. Nat. Ins., iii, 1802, p. 77 ; Gen. Crust. Ins., i, 1806, p. 234 : Brullé, Hist. Nat. Ins., ii, p. 201 : Lacord., Gen. Col., i, p. 411 : Jacq. Duval, Gen. Col. Eur., i, 1857, p. 69 : Mun. Cat., p. 425 : Crotch, Col. Hefte, vi, p. 95 : Sharp, Biol. Centr. Amer., Col., i (2), p. 2 : Leconte & Horn, Class. Col., p. 61.

Cnemidontus, Illiger, Mag. Ent., i, 1802, p. 373 : Lacord., Gen. Col., i, p. 411 : Mun. Cat., p. 427 : Sharp, Biol. Centr. Amer., Col., i (2), p. 1.

Hoplitus, Clairville, Ent. Helv., ii, 1806, p. 218.

brevis, Wehncke, Stettin. Ent. Zeit., xl, 1880, p. 75.

Hab. China.

maculipennis, Schaum, Berlin. Ent. Zeits., 1864, p. 107.

Hab. Egypt [*Ind. Mus.*, var., Pankong Valley, N. W. Himálaya].

oceanicus, Régimbart, Notes Leyden Museum, viii, 1886, p. 139.

Hab. Sumatra.

pulchellus, Clark, Trans. Ent. S. Lond., (3s.) i, 1863, p. 418 : Régimbart, Ann. Soc. Ent. Fr., (6s.) ix, 1889, p. 147.

Hab. Siam, Annam, Cochinchina, Malacca.

sharpii, Wehncke, Stettin. Ent. Zeit., xli, 1880, p. 74.

Hab. China, Japan.

sinensis, Hope, Trans. Ent. S. Lond., iv, 1845, p. 15.

Hab. China.

variabilis, Clark, Trans. Ent. S. Lond., (3s.) i, 1863, p. 417.

Hab. China, Amoy, Canton, Corea.

Genus **PELTODYTES.**

Régimbart, Ann. Soc. Ent. Fr., (5s.) viii, 1878, p. 450, 477.

Onemidotus, Erichson, Gen. Dytic., 1832, p. 48 (*nec* Illiger) : Leconte & Horn., Class. Col., p. 61.

sumatrensis, Régimbart, Notes Leyden Mus., vii, 1885, p. 55.

Hab. Sumatra.

AMPHIZOINI :—(*Amphizoidea*) Lacordaire, Gen. Col., i, 1854, p. 409.

Amphizoidea, Horn, Gen. Carab., 1881, p. 92 : Leconte & Horn, Class. Col., 1883, p. 59, 539.

The species of this subfamily are of small size, and are found clinging to logs and stones under the surface of streams.

Genus **AMPHIZOA.**

Leconte, Proc. Acad. Phil., vi, (Jan.) 1853, p. 227 : Lacord., Gen. Col., i, p. 409 : Matthews, Cist. Ent., 1872, p. 119 : Horn, Rep. Un. St. Geol. Surv., 1872-73, p. 717 : Sharp, Dytisc., p. 317, 844, 974 : Leconte & Horn, Class. Col., p. 59.

Dysmathes, Mannerheim, Bull. Mosc., xxvi (3), (July) 1853, p. 264 : Lacord., Gen. Col., v, p. 60 : Mun. Cat., p. 1834 : Sallé, Bull. Soc. Ent. Fr., (6s.) iv, 1874, p. cxxxii.

Davidis, Lucas, Bull. Soc. Ent. Fr., (6s.) ii, 1882, p. clvii.

Hab. E. Tibet, Moupin.

HYDRACHNINI :—

Pélobides, Lacordaire, Gen. Col., i, 1854, p. 412.

Pelobidæ, Horn, Gen. Carab., 1881, p. 92 : Sharp, Dytisc., p. 269, 827, 974.

Genus **HYDRACHNA.**

Fabr., Syst. Eleuth., i, 1801 p. 225 : Latreille, Hist. Nat. Crust. Ins. iii, 1802, p. 76 : Mun. Cat., p. 427.

Hygrobia, Latreille, Gen. Crust. Ins., i, 1806, p. 233 : *Hygrobia* auct.

Hyphydrus, Latreille, *l.c.*, p. 233.

Pastobius, Schönherr, Syn. Ins., ii, 1808, p. 27.

Pelobius, Brullé, Hist. Nat. Ins. Col., ii, p. 204 : Jacq. Duval, Gen. Col. Eur., i, p. 70 : Sharp, Dytisc., p. 269, 827, 974, *et auct.*

There are but three other species of this genus described, one European and two Australian. They are of moderate size, very convex beneath, the surface very densely punctured, not pubescent.

Davidii (*Hygrobia*), Bedel, Bull. Soc. Ent., Fr., (6s.) iii, 1883, p. xxiii.

Hab. Chiua, Klangsi.

DYTISOINI : Sharp, Dytisc., p. 527, 967 ; *id.*, Biol. Centr. Amer., Col., i (2), p. 3 : Leconte & Horn, Class. Col., 1883, p. 61.

Hygroanthares, Latreille, Hist. Nat. Crust. Ins., iii, 1802, p. 74 ; *id.*, Gen. Crust. Ins., i, 1806 p. 228 : Brullé, Hist. Nat. Ins., Col., ii, 1835, p. 182. *Dytiscidæ*, Westwood, Class. Ins., i, 1839, p. 95.

The *Dytiscini* are aquatic in their habits, and differ from the *Carabidæ* chiefly in the absence of the antecoxal piece of the metasternum, and the natatorial legs.

Dytiscifragmentati, Sharp, *Dytisc.*, p. 258.

Noterides, Sharp, *l.c.*, p. 260 : Leconte & Horn, *Class. Col.*, 1883, p. 63.

NOTOMICRINI :—

Genus NOTOMICRUS.

Sharp, *Dytisc.*, 1881, p. 260, 834 ; *id.*, *Biol. Centr. Amer.*, *Col.*, i, (2), p. 8 : Leconte & Horn, *Class. Col.*, p. 63.

tenellus (*Hydroporus*), Clark, *Trans. Ent. S. Lond.*, (3s.) i, 1863, p. 427 : Sharp, *Dytisc.*, p. 812.

Hab. Java.

HYDROCOPTINI :—

Genus HYDROCOPTUS.

Motschulsky, *Hydrocanth. Russ.*, 1853, p. 5 : (*Hydroporus*) *Mun. Cat.*, p. 429 : Sharp, *Dytisc.*, p. 261, 834.

bivittis, Motsch., *Et. Ent.*, 1859, p. 44 : Sharp, *Dytisc.*, p. 262 : Régimb., *Ann. Mus.*,

Civ. Gen., (2s.) vi, 1888, p. 610.

Hab. N. India, Burma, Bhamo.

distinctus, Wehncke, *Deutsche Ent. Zeits.*, xxvii, 1883, p. 147.

rubescens, Sharp, *Dytisc.*, p. 262 (*neo* Clark).

?=*rufulus*, Motschulsky, *q.v.*

Hab. Java, Sumatra, Siam.

rubescens (*Hydroporus*), Clark, *Trans. Ent. S. Lond.*, (3s.) i, 1863, p. 426 : Wehncke, *Deutsche Ent. Zeits.*, 1883, p. 147 : Régimb., *Ann. Mus. Civ. Gen.*, (2s.) vi, 1888, p. 610 ; *id.*, *Ann. Soc. Ent. Fr.*, (6s.) ix, 1889, p. 147.

Hab. Java, Borneo, Saigon, Siam, Burma, Bhamo, India.

rufulus, Motschulsky, *Etud. Ent.*, 1859, p. 44 : Sharp, *Dytisc.*, p. 785.

?=*distinctus*, Wehncke, *q.v.*

Hab. India, Burma.

sharpii, Wehncke, *Deutsche Ent. Zeits.*, xxvii, 1883, p. 147.

Hab. Burma.

vittatus, Sharp, *Dytisc.*, p. 262.

Hab. India, Borneo, Sarawak.

NOTERINI :— Sharp, *Dytisc.*, p. 263, 919 : Leconte & Horn, *Class. Col.*, p. 63.

Genus NOTERUS.

Clairville, *Ent. Helv.*, ii, 1806, p. 22 : Brullé, *Hist. Nat. Ins. Col.*, ii, p. 209 : Lacord., *Gen. Col.*, i, p. 418 : *Mun. Cat.*, p. 443 : Sharp, *Dytisc.*, p. 265, 836.

granulatus, Régimbart, *Notes Leyden Mus.*, v, 1883, p. 225.

Hab. China.

HYDROCANTHINI :— Sharp, *Dytisc.*, p. 268, 920.

Genus CANTHYDRUS.

Sharp, *Dytisc.*, p. 269, 838 ; *id.*, *Biol. Centr. Amer.*, *Col.*, i (2), p. 5 : Leconte & Horn, *Class. Col.*, p. 63.

- angularis**, Sharp, Dytisc., p. 377.
Hab. Singapur.
- bifasciatus**, Régimbart, Ann. Soc. Ent. Fr., (6s.) ix, 1889, p. 148.
Hab. Cambodia.
- festivus**, Régimbart, Ann. Mus. Civ. Gen., (2s.) vi, 1888, p. 610.
Hab. Burma, Rangoon.
- gammulatus**, Sharp, Dytisc., p. 278 : Régimbart, Ann. Mus. Civ. Gen., (2s.) vi, 1888, p. 609 ; *id.*, Ann. Soc. Ent. Fr., (6s.) ix, 1889, p. 149.
Hab. Burma, Bhamo, Rangoon, Siam, Cochinchina, Celebes.
- flavus** (*Hydrocanthus*), Motschulsky, Et. Ent., 1856, p. 88 : Sharp, Dytisc., p. 279 : Régimbart, Ann. Gen., *l.c.*, *supra*, p. 610 ; *id.*, Ann. Fr., *l.c.* *supra*, p. 150.
Ritaema (*Hydrocanthus*), Régimbart, Notes Leyden Mus., ii, 1880, p. 213 ; Midden Sumatra. iv, 6. t. 1, f. 7.
Hab. China, Formosa, Siam, Cochinchina, Burma, Rangoon, India.
- frontalis**, Sharp, Dytisc., p. 276.
Hab. Arabia, Bombay.
- fulvescens**, Régimbart, Ann. Soc. Ent. Fr., (6s.) ix, 1889, p. 149.
Hab. Annam, Cochinchina.
- haagii** (*Hydrocanthus*), Wehncke, Deutsche Ent. Zeits., xx, 1876, p. 222 : Sharp, Dytisc., p. 278.
Hab. Siam.
- javanus**, Wehncke, Deutsche Ent. Zeits., xxvii, 1883, p. 149.
Hab. Java.
- laetabilis** (*Hydroporus*), Walker, Ann. Mag. N. H., (6s.) ii, 1858, p. 205 : Sharp, Dytisc., p. 277.
orientalis (*Hydrocanthus*), Wehncke, Deutsche Ent. Zeits., xx, 1876, p. 222.
Hab. India, Madras, Tranquebar.
- luctuosus** (*Hydrocanthus*), Aubé, Dejean Spec., vi, 1838, p. 408 : Sharp, Dytisc., p. 276.
Hab. India.
- Morsbachii** (*Hydrocanthus*), Wehncke, Deutsche Ent. Zeits., xx, 1876, p. 222 : Sharp, Dytisc., p. 276.
Hab. Cochinchina.
- nitidulus**, Sharp, Dytisc., p. 278 : Régimbart, Ann. Soc. Ent. Fr., (6s.) ix, 1889, p. 147.
Hab. Formosa, N. China, Assam.
- politus** (*Hydrocanthus*), Sharp, Trans. Ent. S. Lond., 1873, p. 51 ; Dytisc., p. 278.
Hab. Japan, China.
- proximus**, Sharp, Dytisc., p. 278.
Hab. Siam.
- semperii** (*Hydrocanthus*), Wehncke, Deutsche Ent. Zeits., xx, 1876, p. 223 ; *id.*, 1883, p. 149 : Sharp, Dytisc., p. 275.

auritus (*Hydrocanthus*), Régimbart, Bull. S. E. Fr., (5a.) vii, 1877, p. lxxix;
ib., Ann., p. 359 : Sharp, Dytisc., p. 783.

Hab. Philippines Manilla.

sexpunctatus, Sharp, Dytisc., 276.

Hab. India.

testaceus (*Hydrocanthus*), Boheman, Freg. Eug. Resa, Col., 1858, p. 19 : Sharp,
Dytisc., p. 784.

Hab. China.

Weisei (*Hydrocanthus*), Wehncke, Deutsche Ent. Zeits., xx, 1876, p. 222 : Sharp,
Dytisc., p. 277 : Régimbart, Ann. Soc. Ent. Fr., (6a.) ix, 1889, p. 150.

Hab. Cochinchina, Cambodia, Saigon.

Genus **HYDROCANTHUS.**

Say, Trans. Amer. Phil., ii, 1825, p. 105 : Brullé, Hist. Nat. Ins. Col., ii, p. 210 :
Lacord., Gen. Col., i, p. 419 : Mun. Cat., pt. p. 444 : Sharp, Dytisc., p. 279, 839 ;
id., Biol. Centr. Amer., Col., i (2), p. 7 : Leconte & Horn, Class. Col., p. 68.

indicus, Wehncke, Deutsche Ent. Zeits., xx, 1876, p. 223 : Sharp, Dytisc., p. 279 :
Régimbart, Ann. Mus. Civ. Gen., (2a.) vi, 1888, p. 609 ; *id.*, Notes Leyden Mus.,
ix, p. 51.

Hab. Burma, Rangoon, Bhamo, Siam, Cochinchina, Sumatra.

VATELLINI :—Sharp, Dytisc., p. 282, 921.

Genus **DEROVATELLUS.**

Sharp, Dytisc., p. 286, 841.

orientalis, Wehncke, Deutsche Ent. Zeits., xxvii, 1883, p. 149.

Hab. Borneo.

LACCOPHILINI :—Sharp, Dytisc., p. 286, 923 : Leconte & Horn, Class. Col., 1883,
p. 68.

Genus **LACCOPHILUS.**

Leach, Zool. Misc., iii, 1817, p. 69 : Brullé, Hist. Nat. Ins. Col., ii, p. 211 : Lacord.,
Gen. Col., i, p. 420 : Mun. Cat., p. 444, pt : Sharp, Dytisc., p. 287, 841 ; *id.*, Biol,
Centr. Amer., Col., i (2), p. 9.

assimilis, Régimbart, Notes Leyden Mus., v, 1883, p. 226.

Hab. Java, Sumatra.

Baerli, Régimbart, Ann. Soc. Ent. Fr., (5a.) vii, 1877, p. 353 ; *ib.*, Bull. p. lxxviii :
Sharp, Dytisc., p. 819.

Hab. Philippines, Manilla.

basalis, Motschulsky, Etud. Ent., 1859, p. 45 : Sharp, Dytisc. p. 314.

Hab. Malacca.

chinensis, Boheman, Freg. Eug. Resa, Col., 1858, p. 21 : Sharp, Dytisc., p. 316.

Hab. China.

chloroticus, Régimbart, Notes Leyden Mus., ix, 1887, p. 267.

Hab. Andaman Islands.

Clarkii, Sharp, Dytisc., p. 313.

Hab. Australia, Philippines.

- cognatus**, Sharp, Dytisc., p. 316.
Hab. India.
- decoratus**, Boheman, Freg. Eug. Resa, Col., 1858, p. 21 : Sharp, Dytisc., p. 819.
Hab. Philippines, Manilla.
- derasus**, Sharp, Dytisc., p. 311.
Hab. Siam, Bangkok.
- difficilis**, Sharp, Trans. Ent. S. Lond., 1873, p. 53 ; Dytisc., p. 301.
Hab. China, Japan.
- dispersus**, Sharp, Dytisc., p. 312.
Hab. Siam, Bangkok.
- elegans**, Sharp, Dytisc., p. 302.
Hab. Andaman Islands [*Ind Mus.*, Andamans].
- ellipticus**, Régimbart, Ann. Soc. Ent. Fr., (6s.) ix, 1889, p. 152.
Hab. Cochinchina, Annam.
- flavescens**, Motschulsky, Et. Ent., 1859, p. 45 : Sharp, Dytisc., p. 820.
Hab. Ceylon.
- flexuosus**, Aubé, Dejean Spec. vi, 1838, p. 430.
? *similis*, Régimbart, Ann. Soc. Ent. Fr., (6s.) ix, 1889, p. 161.
Hab. India, Pondicherry.
- hydatioides**, Régimbart, Ann. Soc. Ent. Fr., (6s.) vii, 1877, p. 359 ; *id.*, Bull., p. 1xxix : Sharp, Dytisc., p. 820.
Hab. Philippines, Manilla.
- inermis** (*Hydroporus*), Walker, Ann. Mag. N. H., (3s.) iii, 1859, p. 51 : Sharp, Dytisc., p. 797.
Hab. Ceylon.
- lituratus**, Sharp, Dytisc., p. 313 : Régimbart, Ann. Soc. Ent. Fr., (6s.) ix, 1889, p. 160.
Hab. Siam, Mytho.
- medialis**, Sharp, Dytisc., p. 309.
Hab. Siam.
- obtus**, Sharp, Dytisc., p. 311 : Régimbart, Ann. Soc. Ent. Fr., (6s.) ix, 1889, p. 161.
Hab. Singapur, Cochinchina, Annam, Saigon.
- parvulus**, Aubé, Dejean Spec. vi, 1838, p. 429 : Sharp, Dytisc., p. 312.
orientalis, Aubé, *l. c.*, p. 431.
? *solutus*, Sharp, *g. v.*
Hab. India, Bombay, Sumatra, Saigon.
- pellucidus**, Régimbart, Ann. Mus. Civ. Gen., (2s.) vi, 1888, p. 610.
Hab. Burma, Bhamo, Tenasserim.
- ponticus**, Sharp, Dytisc., p. 311.
Hab. Mesopotamia, Philippines.
- posticus**, Aubé, Dejean Spec., vi, 1838, p. 428 : Sharp, Dytisc., p. 309.
Hab. Madagascar, Mauritius,? Philippines.

- proteus**, Régimbart, Ann. Soc. Ent. Fr., (6s.) vii, 1877, p. 358; *ib.*, Bull., p. lxxix :
Sharp, Dytisc., p. 821.
Hab. Philippines, Manilla.
- pulicarius**, Sharp, Dytisc., p. 313.
Hab. Siam, Bangkok.
- Ritsemae**, Régimbart, Notes Leyden Mus., ii, 1880, p. 209; Midden Sumatra, iv, p. 6,
t. 1, f. 1.
Hab. Sumatra, Moeara Laboe.
- rufulus**, Régimbart, Ann. Mus. Civ. Gen., (2s.) vi, 1888, p. 611.
Hab. Burma, Teintso, Rangoon.
- Sharpii**, Régimbart, Ann. Soc. Ent. Fr., (6s.) ix, 1889, p. 151.
flavusculus, Sharp, Dytisc., p. 310 (*nec* Aubé).
Hab. Asia, Persia, Mesopotamia, N. India, China, Japan.
- Siamensis**, Sharp, Dytisc., p. 306.
Hab. Siam.
- solutus**, Sharp, Dytisc., p. 315; Régimb., Ann. Mus. Civ. Gen., (2s.) vi, 1888, p. 611.
?=*parvulus*, Aubé, q. v.
Hab. China, Burma, Bhamo.
- transversalis**, Régimbart, Ann. Soc. Ent. Fr., (6s.) vii, 1877, p. 357; *ib.*, Bull., p.
lxxix; Sharp, Dytisc., p. 822.
Hab. Manilla.
- transversus**, Motschulsky, Et. Ent., 1854, p. 45; Sharp, Dytisc., p. 822.
Hab. Burma.
- undulifer**, Motschulsky, Et. Ent., 1859, p. 44; Sharp, Dytisc., p. 312.
Hab. India, Tranquebar, Madras.
- uniformis**, Motschulsky, Et. Ent., 1859, p. 46; Sharp, Dytisc., p. 822.
Hab. India.
- Dytisci complicati**, Sharp, Dytisc., p. 317.
- HYDROPORINI**:—Sharp, Dytisc., p. 319; Leconte & Horn, Class. Col., 1888, p. 64.
- HYDROVATINI**, Sharp, Dytisc., p. 320.

Genus **HYDROVATUS**.

- Motschulsky**, Et. Ent., 1855, p. 82; Ballion, Bull. Mosc., xlii, p. 219; Mun. Cat., p.
429; Sharp, Dytisc., p. 321, 348; *id.*, Biol. Centr. Amer., Col., i (2), p. 14; Leconte
& Horn, Class. Col., p. 64.
Oaynoptilus, Schaum & Kiesenwetter, Naturg. Lss. Deutschl., i (2), 1867,
p. 22; Mun. Cat., p. 442.
- acuminatus**, Motschulsky, Et. Ent., 1859, p. 42; Sharp, Dytisc., p. 326; Régimb.,
Ann. Mus. Civ. Gen., (2s.) vi, 1888, p. 611.
- badius**, Clark, Trans. Ent. S. Lond., (3s.) i, 1863, p. 424.
malacca, Clark, *l.c.*, p. 425.
Hab. Rangoon, Malacca, Malaya, Sumatra, Celebes, Lombok, Dances Island,
Formosa, Philippines.

- acutus**, Sharp, Dytisc., p. 330 : Régimb., Ann. Mus. Civ. Gén., (2s.) vi, 1888, p. 612 ;
id., Ann. Soc. Ent. Fr., (6s.) ix, 1889, p. 152.
 Hab. Burma, Rangoon, Annam, Cochinchina, Sumatra, Celebes.
- Aristidis**, Lep., Bull. Soc. Ent. Fr., (6s.) ix, 1879, p. lxxii : Sharp, Dytisc., p. 325.
 Hab. Kiukiang in Yangtse Valley, Formosa, Sumatra, Celebes, Lombok.
- atricolor**, Régimbart, Notes Leyden Mus., ii., 1880, p. 209 ; Midden Sumatra, iv, 6,
 t. 1, f. 5 ; *id.*, Ann. Soc. Ent. Fr., (6s.) ix, 1889, p. 452.
 var. *politus*, Sharp, Dytisc., p. 332. Australia.
 Hab. Cochinchina, Cambodia, Sumatra, Australia.
- Benvouloiril**, Sharp, Dytisc., p. 335.
 Hab. N. India.
- carbonarius** (*Hydroporus*), Clark, Trans. Ent. S. Lon., (3s.) i, 1863, p. 423 : Sharp,
 Dytisc., p. 790.
 Hab. China, ? Java.
- castaneus**, Motschulsky, Et. Ent., 1855, p. 82 : Sharp, Dytisc., p. 334 : Régimb.,
 Ann. Mus. Civ. Gén., (2s.) vi, 1888, p. 613.
 Hab. India, Rangoon, Celebes.
- confertus**, Sharp, Dytisc., p. 329.
 Hab. Siam.
- consanguineus**, Régimbart, Notes Leyden Mus. ii, 1880, p. 212 ; Midden Sumatra, iv,
 6, t. i, f. 6.
 Hab. Sumatra.
- ferrugatus** (*Oxynoptilus*), Régimbart, Ann. Soc. Ent. Fr., (5s.) vii, 1877, p. 36 ; *ib.*,
 Bull., l.c. p. lxxix ; *id.*, Ann. Mus. Civ. Gén., (2s.) vi, 1888, p. 612 : Sharp,
 Dytisc., p. 814.
olevatus, Sharp, Dytisc., p. 328.
 Hab. Burma, Indo-China, Sumatra, Java, Celebes, Philippines.
- fractus**, Sharp, Dytisc., p. 330.
 Hab. Siam.
- fulvescens**, Motschulsky, Et. Ent., viii, 1859, p. 43 : Sharp, Dytisc., p. 326 : Régimb.,
 Ann. Mus. Civ. Gén., (2s.) vi, 1888, p. 611.
 Hab. India ; Burma, Rangoon.
- fuscus**, Sharp, Dytisc., p. 326.
 Hab. China, Formosa, Macassar.
- laecophiloides**, Régimbart, Ann. Mus. Civ. Gén., (2s.) vi, 1888, p. 612.
 Hab. Burma, Bhamo.
- maculatus**, Sharp, Dytisc., p. 332, 973.
 ?=*maculatus*, Motsch., Et. Ent., 1859, p. 42 : Sharp, Dytisc., p. 814, 973.
 Hab. N. India, Mesopotamia.
- nigrata**, Sharp, Dytisc., p. 333.
 Hab. Philippines, Australia.
- obscurus**, Motschulsky, Et. Ent., 1859, p. 43 : Sharp, Dytisc., p. 815.
 Hab. Ceylon.

- obtusus*, Motschulsky, *l.c. supra*, 1855, p. 82 : Sharp, *Dytisc.*, p. 331.
Hab. India.
- orientalis (Hydroporus)*, Clark, *Trans. Ent. S. Lon.*, (3a.) i, 1863, p. 427 : Sharp, *Dytisc.*, p. 805, 973.
Hab. China, Danes Island, Siam.
- picipennis*, Motschulsky, *Et. Ent.*, 1859, p. 40 : Sharp, *Dytisc.*, p. 334.
Hab. Ceylon, Siam, Bangkok.
- rudicus (Hydroporus)*, Clark, *Trans. Ent. S. Lon.*, (3a.) i, 1863, p. 426 : Sharp, *Dytisc.*, p. 807.
Hab. Java.
- pumilus*, Sharp, *Dytisc.*, p. 331.
Hab. India, Sumatra.
- punctipennis*, Motschulsky, *Et. Ent.*, 1859, p. 41 : Sharp, *Dytisc.*, p. 815.
Hab. India.
- pusillus*, Régimbart, *Ann. Mus. Civ. Gen.*, xvi, 1881, p. 620.
Hab. India, Sumatra, Philippines.
- rufescens*, Motschulsky, *Et. Ent.*, 1859, p. 41 : Sharp, *Dytisc.*, p. 815.
Hab. India.
- rufoniger (Hypohidrus)*, Clark, *Trans. Ent. S. Lon.*, (3a.) i, 1863, p. 423 : Sharp, *Dytisc.*, p. 334.
Hab. China, Siam, Java.
- seminarius*, Motschulsky, *Et. Ent.*, 1859, p. 41 : Sharp, *Dytisc.*, 815.
Hab. India.
- subrotundatus*, Motschulsky, *Et. Ent.*, 1859, p. 41 : Sharp, *Dytisc.*, p. 815.
Hab. India.
- subtilis*, Sharp, *Dytisc.*, p. 329.
Hab. Celebes, Sumatra.
- sumatrensis*, Sharp, *Dytisc.*, p. 327.
Hab. Sumatra.
- tinotus*, Sharp, *Dytisc.*, p. 328.
Hab. Siam.
- BIDESSINI**, Sharp, *Dytisc.*, p. 336, 925.

Genus **BIDESSUS**.

- Sharp, *Dytisc.*, p. 344, 852 ; *id.*, *Biol. Centr. Amer.*, Col. i (2), p. 19 : Leconte & Horn, *Class. Col.*, p. 64.
Anodocheilus, Babington, *Trans. Ent. S. Lond.*, iii, 1838, p. 16.
Hyd. oglyphus, Motschulsky, *Bull. Mosc.*, xxxiv (i), 1861, p. 108.
- annamita*, Régimbart, *Ann. Soc. Ent. Fr.*, (6 a.) ix, 1889, p. 153.
Hab. Annam.
- atomus (Hydroporus)*, Régimbart, *l.c. Bull.*, (6 s.) vii, 1877, p. lxxx ; *id.*, *Ann.*, *l.c.* p. 861 : Sharp, *Dytisc.*, p. 788.
Hab. Philippines, Manilla.
- circulatus*, Régimbart, *l.c.*, *Ann.*, (6 a.) ix, 1889, p. 154.
Hab. Cochinchina.

- glutatus*, Sharp, Dytisc., p. 364.
Hab. Siam.
- mammulatus*, Sharp, Dytisc., p. 369.
Hab. China, Kiukiang.
- navigulus (Hydroglyphus)*, Motschuleky, Bull. Mosc., xxxiv (i), 1861, p. 108 : Sharp,
Dytisc., p. 786 : (*gen. nov.*)
Hab. Ceylon.
- fuscipennis*, Sharp, Dytisc., p. 359.
Hab. Siam.
- Gestroi*, Régimbart, Ann. Mus. Civ. Gen., (2s.) vi, 1888, p. 613.
Hab. Burma, Rangoon.
- intermixtus (Hydroporus)*, Walker, Ann. Mag. N. H., (3 s.) ii, 1858, p. 204 : Sharp,
Dytisc., p. 368.
Hab. Ceylon, Sumatra.
- japonicus*, Sharp, Trans. Ent. S. Lond., 1873, p. 54 : Sharp, Dytisc., p. 367.
Hab. Japan, China, Kiukiang in Yangtse Valley.
- laeticulus*, Sharp, Dytisc., p. 354.
Hab. Siam, Celebes.
- nicoebaricus (Hydroporus)*, Redtenbacher, Reise Novara, Col., 1867, p. 21 : Sharp,
Dytisc., p. 302.
Hab. Nicobar Islands.
- noteroides*, Régimbart, Notes Leyden Mus., v, 1883, p. 227.
Hab. Java.
- orientalis*, Sharp, Dytisc., p. 353, 973.
Hab. Siam.
- perforatus*, Sharp, Dytisc., p. 363.
Hab. China, Kiukiang.
- pseudogeminus (Hydroporus)*, Régimbart, Ann. Soc. Ent. Fr., (5s.) vii, 1877, p.
360 : *id.*, Bull., p. lxxix : Sharp, Dytisc. p. 807.
Hab. Manilla.
- transversus*, Sharp, Dytisc., p. 368.
Hab. Siam, Philippines.
- HYPHYDRINI** :—Sharp, Dytisc., p. 370, 927.

Genus **HYPHYDRUS.**

- Illiger, Mag. Ent., i, 1802, p. 299 : Brullé, Hist. Nat. Ins. Col., ii, p. 206 : Lacord.,
Gen. Col., i, p. 414 : Jacq. Duval, Gen. Col. Eur., i, p. 71 : Mun. Cat., p. 428, *pt.*
Sharp, Dytisc., p. 374, 857.
- ? *Pachytes*, Montrouzier, Ann. Soc. Ent. Fr., (3s.) viii, 1860, p. 244 : Mun. Cat.,
p. 429.
- birmanicus*, Régimbart, Ann. Mus. Civ. Gen., (2s.) vi, 1888, p. 614.
Hab. Burma, Bhamo.
- indicus*, Sharp, Dytisc., p. 382.
Hab. India.

lyratus, Swartz, Schönherr's Syn. Ins., ii, 1808, p. 29, t. 4, f. a, b: Aubé, Dejean Spec., vi, p. 463: Sharp, Dytisc., p. 383: Régimbart, Ann. Mus. Civ. Gen., (2s) vi, 1888, p. 614; *id.*, Ann. Soc. Ent. Ent. Fr., (6 s.) ix, 1889, p. 152.

bioculatus, Clark, Trans. Ent. S. Lond., (3s.) i, 1863, p. 422. Malacca.

formilipennis, W. MacLeay, Trans. Ent. Soc. N. S. Wales, ii, 1871, p. 122, ♀. Gayndah.

var. *nigronotatus*, Clark, *l. c. supra*, p. 421.

Hab. Burma, Bhamo, Annam, Malacca, Penang, Formosa, New Guinea, Australia.

orientalis, Clark, Trans. Ent. S. Lond., (3s.) i, 1863, p. 419: Sharp, Dytisc., p. 382.

var. *ovimius*, Clark, *l. c. supra*, p. 421.

,, *pulchellus* Clark, *l. c. supra*, p. 420.

Hab. China, Formosa, Amoy, Kiukiang.

rufus (*Hyphidrus*), Clark, *l. c. supra*, p. 423: (*Hyphoporus*) Sharp, Dytisc., p. 318: (*Hyphidrus*) Régimbart, Ann. Soc. Ent. Fr., (6 s.) ix, 1889, p. 152.

Hab. China, Annam.

sumatrae, Régimbart, Notes Leyden Mus., ii, 1880, p. 211: Midden Sumatra, iv 6, t. i, p. 4.

Hab. Sumatra.

xanthomelas, Régimbart, Ann. Soc. Ent. Fr., (6s.) vii, 1877, p. 361; *id.*, Bull., l. c. p. lxxx: Sharp, Dytisc., p. 383.

Hab. Philippines, Manilla.

HYDROPORINI—Sharp, Dytisc., p. 381, 928.

Genus **HYPHOPORUS.**

Sharp, Dytisc., p. 390, 859.

aper, Sharp, Dytisc., p. 390.

Hab. N. India.

elegans, Régimbart, Ann. Mus. Civ. Gen., (2s.) vi, 1888, p. 615.

Hab. Burma, Bhamo.

elevatus, Sharp, Dytisc., p. 390.

Hab. N. India.

interpulsus (*Hydroporus*), Walker, Ann. Mag. N. H., (8s.) ii, 1868, p. 204: Sharp, Dytisc., p. 799.

Hab. Ceylon.

solierii (*Hydroporus*), Aubé, Dejean Spec., vi, 1838, p. 554: Sharp, Dytisc., p. 391, t. 12, f. 142.

Hab. Egypt, Arabia, Persia, N. India.

Genus **COELAMBUS.**

Thomson, Skand. Col., ii, 1860, p. 13: Sharp, Dytisc., p. 394, 861; *id.*, Biol. Centr. Amer. Col., i (2), p. 26.

chinensis, Sharp, Dytisc., p. 398.

Hab. China, Kiukiang on Yangtse.

discedens, Sharp, Dytisc., p. 396.

Hab. China, Kiukiang.

Genus **DERONECTES.**

Sharp, Dytisc., p. 418, 865; *id.*, Biol. Centr. Amer., Col., i (2), p. 26 : Leconte & Horn, Class. Col., p. 64.

griseostriatus (*Dytiscus*), Degeer, Ins., iv, 1774, p. 103 : Sturm, Ins., ix, p. 21, t. 204, f. a. A. : Aubé, Dejean Spec., vi, p. 541 : Sharp, Dytisc., p. 434.

catascogium (*Hydroporus*), Say, Trans. Am. Phil. S. Philad., ii, 1825, p. 103.

interruptus (*Hydroporus*), Say, *l.c.*, iv, 1834, p. 445.

parallelus (*Hydroporus*), Say, Journ. Ac. N. S. Philad., iii, 1832, p. 153.

halensis (*Dytiscus*), Paykull, Faun. Suec., i, 1798, p. 230.

quadristriatus (*Hyphidrus*), Eschscholtz, Mém. Mosc., vi, 1823, p. 107.

? var. *Piocharidi*, Régimb., Ann. Soc. Ent. Fr., (5a.) vii, 1877, p. 350 : Sharp, Dytisc., p. 806.

Hab. Alps, Pyrenees, W. Europe, Arctic Asia, Pankong Valley, N. W. Himálaya : W. America, Lake Superior [*Ind. Mus.*, Pankong Valley].

indicus, Sharp, Dytisc., p. 431.

Hab. N. India.

Genus **HYDROFORUS.**

Clairville, Ent. Helv., ii, 1806, p. 182 : Aubé, Dejean Spec., vi, p. 468 : Lacord., Gen. Col., i, p. 415 : Mun. Cat., p. 429, pt. : Sharp, Dytisc., p. 435, 868; *id.*, Biol. Centr. Amer., Col., i (2), p. 28 : Leconte & Horn, Class. Col., p. 64.

Graptodytes, Seidlitz, Bestimm. tab. Dytisc., in Verh. Ver. Brunn, xxv, 1887, p. 57.

Oreodytes, Seidlitz, *l.c.*, p. 57.

Yola, Gozis, Recherche, i, 1886, p. 8.

Also perhaps includes *Bidessus* and *Deronectes*, Sharp as subgenera.

aberrans, Clark, Trans. Ent. S. Lond., (3s.) i, 1863, p. 426 : Sharp, Dytisc., p. 786 (*gen. dub.*).

Hab. Java.

quadricostatus, Aubé, Dejean Spec., vi, 1838, p. 487. (*gen. dub.*)

Hab. Bombay.

COLYMBETINI, Sharp, Dytisc., p. 490 : Leconte & Horn, Class. Col., 1883, p. 65.

Agabini, Sharp, Dytisc., p. 491, 931.

Genus **AGABUS.**

Leach, Zool. Misc., iii, 1817, p. 69, 72 : Lacord., Gen. Col., i, p. 424 : Jacq. Duval, Gen. Col. Eur., i, p. 73 : Mun. Cat., p. 452 : Sharp, Dytisc., p. 493, 876; *id.*, Biol. Centr. Amer., Col., i (2), p. 32 : Leconte & Horn, Class. Col., p. 65.

Acatodes, Thomson, Skand. Col., i, p. 13, 1859; ii, p. 53, 1860.

Anisomera, Brullé, Hist. Nat. Ins., v, 1835, p. 205 : Lacord., Gen. Col., i, p. 421.

Arctodytes, Thomson, Opusc. Ent., vi, 1874, p. 541.

Dichodytes, Thomson, Bull. Soc. Ent. Fr., (6a.) vi, 1886, p. x.

Eriglenus, Thomson, Skand. Col., i, 1859, p. 14; ii, p. 55.

Gaurodytes, Thomson, *l.c.* i, p. 14; ii, p. 57 : Hult, Ent. Tidskr., 1886, p. 90, 125.

Heteronychus, Seidlitz, Verh. Verh. Brunn, xxv, 1887, p. 81.

Nocticus, Hope, Col. Man., ii, 1838, p. 140.

Scytodytes, Seidlitz, l.c. *supra*, p. 81.

Xanthodytes, Seidlitz, l.c. p. 81.

biguttatus (*Dytiscus*), Olivier, Ent., iii, 40, 1795, p. 26, t. 4, f. 26 : Aubé, Dejean Spec., vi, p. 341 ; Crotch, Col. Heft, ix-x, p. 205 : Sharp, Dytisc., p. 499.

fontinalis, Stephens, Ill. Brit. Ent., ii, 1828, p. 66.

melas, Aubé, Ic. Col., v, 1838, p. 168, t. 20, f. 5.

nitidus, Fabr., Syst. Eleuth., i, 1801, p. 265 : Kiesenwetter, Nat. Ins., i (2), 1868, p. 106 : Régimb., Ann. Soc. Ent. Fr., (5a.) vii, p. 348.

silesiacus, Letzn., Jahrb. Schles. Ges., 1843, p. 4.

? *consanguineus*, Wollaston, Cat. Canar. Col., 1864, p. 81.

var. *nigricollis*, Zubkoff, Bull. Mosc., vi, 1833, p. 17 : Aubé, Dejean, Spec., vi, p. 335 : Régimb., Ann. Soc. Ent. Fr., (5a.) vii, p. 348.

Hab. Middle & S. Europe, Britain, N. Africa, W. Asia, [Ind. Mus., Leh, Dras, Kargil].

Brandtii, Harold, M. T. Münch. Ent. Ver., iv, 1880, p. 148.

Hab. China, Pekin, ? Canton.

* *dichrous*, Sharp, Jl. As. Soc. Beng., xlvii (2), 1878, p. 169, ♂

Hab. Pamir [Ind. Mus., type].

Genus **PLATYNECTES**.

Régimbart, Ann. Soc. Ent. Fr., (5a.) viii, 1878, p. 454, 462 : Sharp, Dytisc., p. 538, 887.

decumpunctatus (*Dytiscus*), Fabricius, Syst. Ent., 1775, p. 232 ; Spec. Ins., i, p. 294 ; Mant. Ins., i, p. 190 ; Ent. Syst., i, p. 191 ; Syst. Eleuth., i, p. 263 : Sharp, Dytisc., p. 540, t. 14, f. 175.

Masterii, W. MacLeay, Trans. Ent. S. N. S. Wales, ii, 1871, p. 126.

spilopterus, Germar, Linn. Ent., iii, 1848, p. 172.

? var. *lugubris*, Blanchard, Voy. Pole Sud., iv, 1853, p. 49, t. 4, f. 4 : Sharp, Dytisc., p. 754.

Hab. Java, Philippines, Ternate, New Guinea, Tasmania, Australia.

dissemilis (*Agabus*), Sharp, Trans. Ent. S. Lond., 1873, p. 50 ; Dytisc., p. 543.

Hab. Japan, China, N. India.

lineatus (*Colymbetes*), Redtenbacher, Hügel's Kaschm., iv (2), 1844, p. 503, t. 23, f. 5 : Sharp, Dytisc., p. 762.

Hab. India.

octodecimmaculatus (*Colymbetes*), MacLeay, Annul. Javan., 1825, p. 31 : Sharp, Dytisc., p. 763.

Hab. Java.

princeps, Régimbart, Ann. Mus. Civ. Gen., (2a.) vi, 1888, p. 615.

Hab. Kakhien Hills, Tenasserim, Plapu.

procerus, Régimbart, Notes Leyden Mus., v, 1883, p. 229.

Hab. Java.

COPELATINI:—

Genus **COPELATUS.**

Erichson, Gen. Dytic., 1832, p. 38 : Aubé, Dejean Spec., vi, p. 865 ; Lacord., Gen. Col., i, p. 425 : Mun. Cat., p. 457 : Sharp, Dytisc., p. 526, 892, 933 ; *id.*, Biol. Centr. Amer., Col., i (2), p. 34 : Leconte & Horn, Class. Col., p. 65.
Liopterus, Aubé, Dejean Spec., vi, 1838, p. 289 : Mun. Cat., p. 452.

andamanicus, Régimbart,

Hab. Andaman Islands, [*Ind. Mus.*, Andamans].

Doriae, Sharp, Dytisc., p. 578.

Hab. Borneo, Sarawak.

Fese, Régimbart, Ann. Mus. Civ. Gen., (2s.) vi, 1888, p. 616.

Hab. Burma, Shwego-myo, Bhamo.

niliformis, Sharp, Dytisc., p. 563.

Hab. Himálaya.

geniculatus, Sharp, Dytisc., p. 581.

Hab. Malay Archipelago.

indicus, Sharp, Dytisc., p. 582.

Hab. India.

Javanus, Régimbart, Notes Leyden Mus. v, 1883, p. 230.

Hab. Java.

latipes, Sharp, Dytisc., p. 580.

Hab. Malacca.

oblitus, Sharp, Dytisc., p. 582.

Hab. Singapur.

quadristigatus, Régimbart, Ann. Soc. Ent. Fr., (6s.) vii, 1877, p. 356 ; *ib.*, Bull., p. lxxviii : Sharp, Dytisc., p. 769.

Hab. Philippines, Manilla.

Régimbartii, van d. Branden, Cat. Col. Carn. Aquat., 1885, p. 86.

fragilis, Régimbart, Notes, Leyden Mus., v, 1883, p. 232 (*nec* Sharp).

Hab. Java.

tenebrosus, Régimbart, *l.c.*, ii, 1880, p. 210 ; *ib.*, viii, 1886, p. 240 ; Midden Sumatra, iv, 6, t. 1, f. 3 ; *id.*, Ann. Soc. Ent. Fr., (6s.) ix, 1889, p. 154.

pusillus, Sharp, Dytisc., p. 580.

Hab. Malacca, Siam, Saigon, Sumatra, Rawas ; Java.

LACCONNECTINI:—

Genus **LACCONNECTES.**

Motschulsky, Et. Ent., 1855, p. 83 : Mun. Cat., p. 446 : Sharp, Dytisc., p. 598, 894, 933.

basalis, Sharp, Dytisc., p. 598, t. 16, f. 190 : Régimb., Ann. Mus. Civ. Gen., (2s.) vi, 1888, p. 616.

Hab. Siam, Cambodia ; Burma, Teintso, Shenmaga, Palon.

fulvescens, Motschulsky, Et. Ent., 1855, p. 83 : Sharp, Dytisc., p. 598 : Régimb., Ann. Mus. Civ. Gen., (2s.) vi, 1888, p. 616.

Hab. India, Burma, Palon, Tennaserim.

Ritsemae, Régimbart, Notes Leyden. Mus., v, 1883, p. 229.
Hab. Java.

COLYMBETINI :—Sharp, Dytisc., p. 605, 934.

Genus **RHANTUS**.

Boisd. & Lacord, Faun. Ent. Par., i, 1835, p. 809 : Mun. Cat., p. 448 : Sharp, Dytisc., p. 607, 899 ; *id.*, Biol. Centr. Amer., Col., i. (2), p. 42 ; Leconte & Horn, Class. Col., p. 68.

Rantus, Eschscholtz, Dejean Cat. 3 *ed.*, p. 61 (*inod.*).

interclusus (*Colymbetes*), Walker, Ann. Mag. N. H., (3a.) ii, 1859, p. 204 : Sharp, Dytisc., p. 762.
Hab. Ceylon.

punctatus (*Dytiscus*), Fourcroy, Ent. Paris., i, 1785, p. 70.

australis (*Colymbetes*), Aubé, Dejean Spec., vi, 1838, p. 286.

conspersus (*Dytiscus*), Gyllenhal, Ins. Suec., i, 1808, p. 482 : Aubé, *l. c.*, p. 237.

discoicollis (*Colymbetes*), Aubé, *l. c. supra*, p. 250 : Sharp, Dytisc., p. 759.

? *Montrouzierii* (*Colymbetes*), Lucas, Ann. Soc. Ent. Fr., (3a.) viii, 1860, p. 243.

notatus, Lacordaire, Faun. Ent. Paris., i, 1835, p. 311.

puberosus (*Colymbetes*), Stephens, Ill. Brit. Ent., ii, 1829, p. 69, t. 12, f. 2 : Sturm, Ins., viii, p. 78, t. 194 : Sharp, Dytisc., p. 609.

rufimanus, White, Voy. Erebus & Terror, Zool., xi, 1846, p. 6.

? *suturalis* (*Colymbetes*), MacLeay, Annul. Javan., 1825, p. 31 : Sharp, Dytisc., p. 766.

? *vibicollis* (*Colymbetes*), Hochhuth, Chaud. Enum. Carab., 1846, p. 216 : Sharp, Dytisc., p. 766.

Hab. New Zealand, Tasmania, Australia, New Caledonia, Java, Assam, N. W. Himálaya, China, S. Japan, Mesopotamia, Egypt, Algeria, S. & Middle Europe [*Ind. Mus.* var. Kargil (Turkistan), N. Khasiya Hills, Sikkim, S. India.]

DYTISINI :—Leconte & Horn, Class. Col., 1883, p. 66.

Hydaticini, Sharp, Dytisc., p. 647, 939.

Genus **PRODATICUS**.

Sharp, Dytisc., p. 648, 906.

pictus, Sharp, Dytisc., p. 648, t. 17, f. 206.

Hab. N. India, Persia, [*Ind. Mus.* Bilukhistan.]

Genus **HYDATICUS**.

Leach, Zool. Misc., iii, 1817, p. 69 : Brullé, Hist. Nat. Ina. Col., ii, p. 217 :

Lacord., Gen. Col., i, p. 431 : Jacq. Daval, Gen. Col. Eur., i, p. 75 : Mun. Cat., p., 464 : Sharp, Dytisc., p. 648, 907 ; *id.*, Biol. Centr. Amer., Col., i. (2), p. 43 :

Leconte & Horn, Class. Col., p. 67.

agaboides, Sharp, Dytisc., p. 663.

Hab. Cochinchina.

aruspey, Clark, Trans. Ent. S. Lond., (3a.) ii, 1864, p. 212 : Sharp, Dytisc., p. 778.

Hab. China.

- bihamatus*, Aubé, Dejean Spec., vi, 1838, p. 174 : Sharp, Dytisc., p. 656, t. 17, f. 207 : Régimbart, Ann. Soc. Ent. Fr., (6s.) ix, 1889, p. 155.
discindens, Walker, Ann. Mag. N. H., (3s.) ii, 1858, p. 204. Ceylon.
fractifer, Walker, l. c., p. 204. Ceylon.
pacificus, Aubé, Dejean Spec., vi, 1838, p. 177. Timor.
trivittatus (*Colymbetes*), Montrouzier, Ann. Soc. Agric. Lyon, viii (i), p. 8 : Sharp, Dytisc., p. 766. Woodlark Island.
- var. *batchianensis*, Sharp, Dytisc., p. 659. Batchian.
- { *Goryi*, Aubé, Dejean Spec., vi, 1838, p. 175 : Sharp, Dytisc., p. 656.
Banksii, Crotch, Col. Hefte, ix-x, 1872, p. 205. Malaya.
Clairvillei, Montrouzier, Ann. Soc. Ent. Fr., (3s.) viii, 1860, p. 242 : Sharp, Dytisc., p. 758.
 ,, { *ruficollis*, Fabr., Mant. Ins., i, 1787, p. 189 ; *id.*, Ent. Syst., i, p. 189 ; Syst. Eleuth., i, p. 261 : Olivier, Ent., iii, 40, p. 15, t. 2, f. 10.
scriptus, Blanchard, Voy. Pole Sud., iv, 1853, p. 46, t. 4, f. 1. Australia.
- var. *litigiosus*, Régimbart, Notes Leyden Mus., ii, 1880, p. 210 ; Midden Sumatra, iv, 6, t. 1, f. 2. Sumatra, Moeara Laboe.
- ,, { *lucronicus*, Aubé, Dejean Spec., vi, 1838, p. 179 : Sharp, Dytisc., p. 657 : Régimbart, Ann., Soc. Ent. Fr., (6s.) ix, 1889, p. 154. Philippines.
moluccarum, Sharp, Dytisc., p. 656. Batchian.
 Hab. India, Burma, Ceylon, Indo-China, Philippines, Eastern Archipelago, New Caledonia, Australia, Tasmania [*Ind. Mus.* Andamans].
- Bowringii*, Clark, Trans. Ent. S. Lond., (3s.) ii, 1864, p. 214, t. 14, f. 3 : Sharp, Dytisc., p. 670.
 Hab. Japan, China, ? Australia.
- concolor*, Sharp, Dytisc., p. 661.
 Hab. Cochinchina.
- dinentoides*, Sharp, Dytisc., p. 657.
 Hab. Borneo.
- Fabricii* (*Colymbetes*), MacLeay, Annul. Javan., 1825, p. 31 : Sharp, Dytisc., p. 663 : Régimbart, Ann. Soc. Ent. Fr., (6s.) ix, 1889, p. 155.
rufulus, Aubé, Dejean Spec., vi, 1838, p. 199. Java.
 ? *varius*, Fabr., Ent. Syst., i, 1792, p. 195 ; Syst. Eleuth., i, p. 267 : Olivier, Ent., iii, 40, t. 2, f. 17.
 Hab. India, Ceylon, Andamans, Malaya, Siam, Saigon, China, Borneo, Sumatra, Java, Celebes, Philippines [*Ind. Mus.*, Andamans, Berhampur.]
- histris*, Clark, Trans. Ent. S. Lond., 1864, p. 221, t. 14, f. 5 : Sharp, Dytisc., p. 780.
 Hab. N. India.
- incertus*, Régimbart, Ann. Mus. Civ. Gen., (2s.) vi, 1888, p. 617.
 Hab. Burma, Bhamo.
- Leander*, Bossi, Fauna Etrusc., i, 1790, p. 202 : ? Olivier, Ent., iii, 40, p. 22, t. 3, f. 25 : Aubé, Dejean, Spec., vi, p. 198 : Sharp, Trans. Ent. S. Lond., 1873, p. 49 ; *id.*, Dytisc., p. 662 : Régimb., Notes Leyden Mus., xi, 1889, p. 61.
 ? *Nausiolii*, Fairmaire, Bull. Soc. Ent. Fr., 1859, p. lii : Sharp, Dytisc., p. 780.
- var. ? *confusus*, Boheman, Freg. Eug. Resa, Col., 1858, p. 21. ~
 ,, *fusioventris*, Reiche, Ann. Soc. Ent. Fr., 1855, p. 369.
 Hab. S. Europe, N. Africa, Palestine, Madagascar, Philippines.

philippinensis, Wehncke, Stettin. Ent. Zeit., xxxvii, 1876, p. 197 : Sharp, Dytisc., p. 782 : Régimbart, Ann. Soc. Ent. Fr., (5a.) vii, 1877, p. 356.

duplex, Sharp, Dytisc., p. 669. Borneo.

Leveillei, Régimbart, Bull. Soc. Ent. Fr., (5a.) vii, 1877, p. lxxviii.

Hab. Borneo, Philippines, Manilla.

rectangulus, Sharp, Dytisc., 669.

Hab. Persia, N. India, Kulu, Kangra [*Ind. Mus.*, Biluchistan].

rhantoides, Sharp, Dytisc., p. 664.

Hab. Formosa, Japan, Manchuria.

sesquivittatus, Fairmaire, Le Nat., ii, 1880, p. 164.

Hab. Middle China.

vittatus (*Dytiscus*), Fabr., Syst. Ent., App., 1775, p. 825 ; *id.*, Spec. Ins. i, p. 293, Mant. Ins., i, p. 190 ; Ent. Syst., i, p. 190 ; Syst. Eleuth., i, p. 262 ; Olivier, Ent., iii (40), p. 20, t. 1, f. 5 : Gmelin, *ed.* Syst. Nat., p. 1946 : Aubé, Dejean, Spec., vi, p. 208 : Sharp, Dytisc., p. 670 : Régimb., Ann. Mus. Civ. Gen., (2a.) vi, 1888, p. 618.

quadrivittatus, Blanchard, Voy. Pole Sud, iv, 1853, p. 48, t. 4, f. 3.

var. *bipunctatus*, Wehncke, Stettin Ent. Zeit., xxxvii, 1876, p. 196.

Hab. Japan, Manchuria, China, Formosa, Philippines, Siam, Burma, Malacca, India, Ceylon, Saigon, Borneo, Java, Sumatra, Celebes, Batchian, Mendo, Australia [*Ind. Mus.*, Assam, Sibeágar, Berhampar, Utakamand. Madras].

THERMONEOTINI.—Sharp, Dytisc., p. 672, 490.

Genus SANDRACOTTUS.

Sharp, Dytisc., p. 685, 910.

Esiril (*Hydaticus*), Régimbart, Bull. Soc. Ent. Fr., (5a.) vii, 1877, p. lxxvii ; *id.*, Ann., p. 355 : Sharp, Dytisc., p. 779.

Hab. Philippines, Manilla.

Dejeani (*Hydaticus*), Aubé, Dejean Spec., vi, 1838, p. 165 : Sharp, Dytisc., p. 686.

?=*fasciatus*, Fabr., *q. v.*

Hab. India [*Ind. Mus.*, Burma, Sahibganj, Murshidabad.]

fasciatus (*Dytiscus*), Fabr., Syst. Ent. App., 1775, p. 825 ; Spec. Ins., i, p. 293 ; Mant. Ins., i, p. 190 ; Ent. Syst., i, p. 189 ; Syst. Eleuth., i, p. 261 : Olivier, Ent., iii, 40, p. 18, t. 2, f. 19 : Gmelin, *ed.* Syst., Nat., i (4) p. 1947 : Aubé, Dejean Spec., vi, p. 151 : Régimbart, Ann. Mus. Civ., Gen., (2a.) vi, 1888, p. 618.

Hunterii, Crotch, Col. Hefte, ix-x, 1872, p. 205 : Sharp, Dytisc., p. 683.

mixtus, Blanchard, Voy. Pole Sud, iv, 1853, p. 47, t. 4, f. 2, Timor.

var. *Chevroletii*, Aubé, Dejean Spec., vi, 1838, p. 164 : Sharp, Dytisc., p. 686, t. 18, f. 214.

Hab. E. and S. Asia, India, Burma, Ceylon, Timor [*Ind. Mus.*, Sikkim].

festivus (*Dytiscus*), Illiger, Mag. Ins., i, 1802, p. 166 : Aubé, Dejean Spec., vi, p. 162 : Sharp, Dytisc., p. 686.

Hab. China, India, Ceylon [*Ind. Mus.*, Ceylon].

insignis, Wehncke, Stettin Ent. Zeit., xxxvii, 1876, p. 194 : Sharp, Dytisc., p. 687.

Hab. Philippines.

maculatus, Wehnoke, Stettin. Ent. Zeit., 1876, p. 196 : Sharp, Dytisc., p. 690.
Hab. Malayan Peninsula.

nauticus, Sharp, Dytisc., p. 690.
Hab. Borneo.

ornatus, Sharp, *l. c.* p. 689.
Hab. Borneo.

Genus RHANTATICUS.

Sharp, Dytisc., p. 691, 911.

signatipennis (*Hydaticus*), Lap. de Casteln., Et. Ent., 1834, p. 95 : Aubé, Dejean Spec., vi, p. 158 : Sharp, Dytisc., p. 691, t. 18, f. 215 : Régimb., Ann. Mus. Civ. Gen., (2s.) vi, 1888, p. 618.

? *congestus*, Klug, Ins. Madag., 1833, p. 136 : Sharp, Dytisc., p. 691, t. 18, f. 215 (*teste*, Kolbe, Fauvel). Madagascar.

Rochasii, Montrouzier, Ann. Soc. Linn. Lyon, 1864, p. 81.

Hab. Australia, New Caledonia, Formosa, China, Philippines, Siam, Burma, Bhamo, India, Arabia, Madagascar, Cape, Cape Verde, Ngami, Senegal, [*Ind. Mus.*, Berhampur, Bengal].

ERETINI :—

Genus ERETES.

Lap. de Casteln., Ann. Soc. Ent. Fr., i, 1832, p. 397 : Sharp, Dytisc., p. 699, 913 ;
id., Biol. Centr. Amer., Col., i (2), p. 46 : Leconte & Horn, Class. Col., p. 67.

Eunoetes, Erichson, Gen. Dytic., 1832, p. 23 : Aubé, Dejean Spec., vi, p. 123 : Brullé, Hist. Nat. Ins. Col., ii, p. 221 : Klug, Symb. Phys., t. 33 : Lacord., Gen. Col., i, p. 429 : Jacq. Duval, Gen. Col. Eur., i, p. 76, Mun. Cat., p. 462.

stricticus (*Dytiscus*), Linn., Syst. Nat., 12 ed., 1767, p. 666 : Fabr., Syst. Ent., p. 232 ; Spec. Ins., i, p. 294 ; Mant. Ins., i, p. 190 ; Ent. Syst., i, p. 191 ; Syst. Eleuth., i, p. 263 : Olivier, Ent., iii, 40, p. 21, t. 2, f. 11 : Klug, Symb. Phys., t. 33, f. 2 : Jacq. Duval, Gen. Col., 1857, t. 28, f. 136 : Sharp, Dytisc., p. 699 : (larva) Mayet, Bull. Soc. Ent. Fr., (6s.) vii, 1887, p. cciii : Sharp, Biol. Centr. Amer., Col., i (2), p. 46.

conicollis, Wollaston, Ann. Mag. N. H., (3s.) viii, 1861, p. 97. Isl. St. Vincent.
griseus, Fabr., Spec. Ins., i, p. 293 ; Mant. Ins., i, p. 190 ; Ent. Syst., i, 1792, p. 192 ; Syst. Eleuth. i, p. 263 : Olivier, Ent., iii, 40, p. 20, t. 2, f. 12 : Gmelin, *ed.* Syst. Nat., p. 1947 : Aubé, Ic. Col., v, p. 74, t. 10, f. 1. India.

leleolus, Klug, Symb. Phys., 1834, t. 33, f. 3 : Wollaston, Trans. Ent. S. Lond., 1871, p. 222. Ambukohl, Madeira.

occidentalis, Erichson, Wiegmann Arch., 1847 (1), p. 73. Peru.

picipennis, Motschulsky, Bull. Mosc., xviii (1), 1845, p. 29 ; *ib.*, xxii (3), 1849, p. 77. Astrabad.

punctatus, Zoubkoff, *l. c.*, x (5), 1837, p. 66, t. 4, f. 1. Turcomania.

punctipennis, MacLeay, Trans. Ent. S. N. S. Wales, iii, 1871, p. 127. Gayndah.

subcoriaceus, Wollaston, Ann. Mag. N. H., (3s.) viii, 1861, p. 99. Madeira.

subdiaphanus, Wollaston, *l. c.*, p. 100. Canary Islands.

succinotus, Klug, Symb. Phys., 1834, t. 33, f. 4. Egypt.

Hab. Europe, Africa, Egypt, N. & S. Asia, India, Singapur, Haï, Philippines, Eastern Archipelago, United States, Mexico, Peru, Guadeloupe, Galapagos [*Ind. Mus.*, Madras, Berhampur].

CYBISTRINI:—Sharp, *Dytisc.*, p. 700, 941 : Leconte & Horn, *Class. Col.*, 1883, p. 67.

Genus **CYBISTER**.

- Curtis, *Brit. Ent.*, iv, 1827, p. 151 : Brullé, *Hist. Nat. Ins. Col.*, ii, p. 222 : Lacord., *Gen. Col.*, i, p. 427 : Jacq. Duval, *Gen. Col. Eur.*, i, p. 78 : Rye, *Ent. Ann.*, 1872, p. 24 ; Sharp, *Dytisc.*, p. 714, 918 ; *id.*, *Biol. Centr. Amer.*, Col., i (2), p. 47, *Trogus*, Leach, *Zool. Misc.*, iii, 1817, p. 70 : Mun. Cat., p. 458 (*nom. græec.*)
- bengalensis**, Aubé, *Dejean Spec.*, vi, 1838, p. 61 : Sharp, *Dytisc.*, p. 741.
Hab. India, China, Szechuen.
- chinensis**, Motschulsky, *Et. Ent.*, 1853, p. 44 : Sharp, *Dytisc.*, p. 742.
Hab. China, Saigon [*Ind. Mus.*, Saigon].
- cognatus**, Sharp, *Dytisc.*, p. 744.
Hab. Java.
- convexus**, Sharp, *Dytisc.*, p. 718.
Hab. India [*Ind. Mus.*, Manipur Hills, N. Khasiya Hills].
- crassus**, Sharp, *Dytisc.*, p. 743.
Hab. Assam, Silhat [*Ind. Mus.*, Sikkim].
- De Haanti**, Aubé, *Dejean Spec.* vi, 1838, p. 101 : Sharp, *Dytisc.*, p. 726.
Hab. Cambodia, Siam, Borneo.
- Dejeanti**, Aubé, *Dejean Spec.*, vi, 1838, p. 64 : Sharp, *Dytisc.*, p. 771.
Hab. India, Malabar.
- extenuans** (*Dytiscus*), Walker, *Ann. Mag. N. H.*, (3s.) ii, 1858, p. 204 : Sharp, *Dytisc.*, p. 778.
? = *Dejeanti*, Aubé, *q. v.*
- fumatus**, Sharp, *Dytisc.*, p. 731 : Régimbart, *Ann. Soc. Ent. Fr.*, (6s.) ix, 1889, p. 155.
Hab. Malacca, Siam, Saigon.
- gracilis**, Sharp, *Dytisc.*, p. 742.
Hab. India.
- Guertli**, Aubé, *Dejean Spec.*, vi, 1838, p. 57 : Sharp, *Dytisc.*, p. 740.
Hab. Manchuria, China, Siam, Laos, Saigon, Java, Celebes.
- Japonicus**, Sharp, *Trans. Ent. S. Lond.*, 1873, p. 45 ; *id.*, *Dytisc.*, p. 748, t. 18, f. 225.
Hab. Japan, China.
- Javanus**, Aubé, *Dejean Spec.*, vi, 1838, p. 59 : Sharp, *Dytisc.*, p. 743.
Hab. India, Java.
- Lewisianus**, Sharp, *Trans. Ent. S. Lond.*, 1873, p. 46 ; *Dytisc.*, p. 732.
Hab. Japan, China, Assam.
- limbatus** (*Dytiscus*), *Fabr. Syst. Ent.*, 1775, p. 230 ; *Spec. Ins.*, i, p. 292 ; *Mant. Ins.*, i, p. 189 ; *Ent. Syst.*, i, p. 186 ; *Syst. Eleuth.*, i, p. 258 : Gmelin, *ed. Syst. Nat.*, i (4), p. 1946 : Aubé, *Dejean Spec.*, vi, p. 55 : Sharp, *Dytisc.*, p. 739, t. 18 f. 224 : Régimbart, *Ann. Mus. Civ. Gen.*, (2s.) vi, 1868, p. 618.

- ovoidatus*, Herbst, Füssly Arch., v, 1784, p. 123 : Olivier, Ent., iii (40), p. 13, t. 3, f. 80 : Gmelin, *ed. Syst. Nat.*, i (4), p. 1952.
 var. *confusus*, Sharp, Dytisc., p. 739. India, Ceylon, China.
 " ? *zeylanicus*, Gronovius, Mus., ii, 1778, p. 164, n. 552 : Gmelin, *ed. Syst. Nat.*, i (4), p. 1954.
 Hab. Manchuria, China, Formosa, Philippines, Burma, Kakhyen Hills, Prome, Saigon, S. India, Ceylon [*Ind. Mus.*, S. India, Utakamand, Murshidabad, Ceylon].
- nigripes*, Wehncke, Stettin Ent. Zeit., xxxvii, 1876, p. 359 : Sharp, Dytisc., p. 717.
 Hab. Borneo.
- pectoralis*, Sharp, Dytisc., p. 736.
 Hab. India.
- posticus*, Aubé, Dejean Spec. vi, 1838 p. 87 : Sharp, Dytisc., p. 718.
 Hab. India [*Ind. Mus.*, Sibságar, Murshidabad, Berhampur].
- prolixus*, Sharp, Dytisc., p. 718.
 Hab. Ceylon.
- rugosus*, MacLeay, Annul. Javan., 1825, p. 32 : Sharp, Dytisc., p. 745.
indicus, Aubé, Dejean Spec., vi, 1838, p. 62 : Régimbart, Ann. Soc. Ent. Fr., (6a.) ix, 1889, p. 155.
 Hab. India, Indo-China, Malay Archipelago.
- rugulosus (Trochalus)*, Redtenbacher, Hügel's Kaschm., iv (2), 1844, p. 502 : Sharp, Dytisc., p. 825.
 Hab. N. India.
- siamensis*, Sharp, Dytisc., p. 717.
 Hab. Siam, Andaman Islands.
- sugillatus*, Erichson, Nov. Act. Cæs. Leop., xvi, 1834, p. 227 : Sharp, Dytisc., p. 717.
birignatus, Aubé, Dejean Spec., vi, 1838, p. 88. Malacca, India [Sibságar].
notaticus, Aubé, *L.c.* p. 90. Timor, Sumatra.
olivaceus, Boheman, Freg. Eng. Resa, Col., 1858, p. 21, Philippines.
 Hab. China, Tibet, India, Malacca, Saigon, Sumatra, Timor, Philippines, [*Ind. Mus.*, Philippines, Sibságar].
- sumatrensis*, Régimbart, Notes, Leyden Mus., v, 1883, p. 233.
 Hab. Sumatra.
- tripunctatus*, Olivier, Ent. iii, 40, 1795, p. 14, t. 3, f. 24 : Aubé, Dejean Spec., vi, p. 76 ; Gerst., Arch. f. Naturg., xxxvii, 1871, p. 244 : Sharp, Dytisc., p. 727 : Fauvel, Rev. d' Ent., ii, 1883, p. 345.
egyptiacus, Peyron, Ann. Soc. Ent. Fr., (3a.) iv, 1856, p. 722. Madagascar.
 ? *afrieanus*, Lap. de Casteln., Et. Ent., 1834, p. 99 : Aube, *l.c.*, v, p. 49, t. 3, f. 6 : Régimb., Ann. Soc. Ent. Fr., (5a.) vii, 1877, p. 347. Bourbon, Egypt.
- gayndahensis*, W. MacLeay, Trans. Ent. Soc. N. S. Wales, ii, 1871, p. 127. Malay Archipelago.
Gotschii, Hochhuth, Chaudoir, Enum. Carab., 1846, p. 214. Lenkoran.
Haagii, Wehncke, Stettin, Ent. Zeit., 1876, p. 358. Nubia.
lateralis, Fabr., Ent. Syst. Suppl., 1798, p. 64 ; Syst. Eleuth., i, p. 260 : Perch., Gen. Ins., 1835, ii, 2, t. 4. Mauritius.

- meridionalis*, Géné, Mém. Ac. Turin., 1836, p. 170, t. 1, f. 3. Sardinia.
- var. *artensis*, Montrouzier, Ann. Soc. Ent. Fr., (3s.) viii, 1860, p. 241. Art Island.
- „ *asiaticus*, Sharp, Dytisc., p. 731. India, Persia, Mesopotamia [*Ind. Mus.*, Dekhan].
- „ *hamatus*, Montrouzier, Ann. Soc. Agric. Lyon, vii (1), 1857, p. 9. Woodlark, Island.
- „ *Novæ Caledoniæ*, Montrouzier, Ann. Fr., *l.c. supra*, p. 241, New Caledonia.
- „ *Temnenkii*, Aubé, Dejean Spec., vi, 1838, p. 74. Java.
- Hab. S. Europe, Africa, Madagascar, Bourbon, Mauritius, India, Ceylon, Saigon, Philippines, Java, New Guinea, New Caledonia, Oceania [*Ind. Mus.*, Andamans, Madras, Biluchistan, Calcutta, Rangoon, N. China].
- ventralis*, Sharp, Dytisc., p. 742.
- Hab. Madras.
- virens*, Müller, Zool. Dan. Prodr., 1776, p. 170.
- disper*, Rossi, Faun. Etrusc., i, 1790, p. 199. Italy.
- dissimilis*, Rossi, Mant., i, 1792, p. 66. Italy.
- glaber*, Bergstrasser, Nomencl., i, 1778, p. 50, t. 6, f. 4-5; t. 8, f. 4; t. 9, f. 2. Germany.
- intricatus*, Schaller, Schrift. Nat. Ges. Halle, i, 1783, p. 311, ♀. Sweden.
- punctulatus*, Schwarz, Nomencl., i, 1793, p. 34. Sweden.
- Roessii*, Füsely, Verzeichn. Schw. Ina, 1775, p. 5 : Goese, Ent. Beytr., i, 1777, Roessel, Ina., ii, Ina. Aquat., i, p. 617 : t. 2, f. 1-5 : Fabr., Ent. Syst., i, p. 188; Syst. Eleuth., i, p. 259 : Olivier, Ent., iii, 40, p. 13, t. 3, f. 21 a. ♂ : Sturm, Ina., viii, p. 62, 65, t. 192 : Jacq. Duval, Gen. Col., t. 28, f. 138 ♂ : Aubé, Dejean Spec., vi, p. 66 : Schiödte, Nat. Tidskr., 1864, p. 185, t. 7, f. 10-16 : Sharp, Dytisc., p. 747 ; *id.*, Ent. Mon. Mag., xix, p. 260. France.
- ? *tataricus*, Gebler in Ledeb.'s Reise, ii, 1830, p. 64 ; *id.*, Bull. Mosc., (2), 1850, p. 450 : Sharp, Dytisc., p. 775. Tartary.
- virescens*, Linn., Gmelin, Syst. Nat., i (4), 1788, p. 1958.
- var. *Chaudoirii*, Hochhuth, Chaud., Enum. Carab., 1846, p. 218. Lenkoran.
- „ *lepidus*, Küster, Käfer Europas, i, 1844, p. 24. Dalmatia.
- „ ? *lusitanicus*, Sharp, Dytisc., p. 747. Portugal.
- „ *politus*, Gautier, Rev. Zool., 1866, p. 179. Spain.
- „ ? *Jordanis*, Reiche, Ann. Soc. Ent. Fr., (3s.), iv, 1856, p. 637. Palestine.
- Hab. Europe, N Africa, ? India [*Ind. Mus.*, Yarkand].
- Wehnokianus*, Sharp, Dytisc., p. 737.
- Hab. ? India.

Family GYRIDÆ.

Catalogue of the Insecta of the Oriental Region No. 5. Order Coleoptera,
Family GYRIDÆ.—By E. T. ATKINSON, B. A.

The species of this family are of an oval form, somewhat attenuated at either end : of a bluish black colour, shining. Their habits are aquatic, and from their movements on the surface of the water, they have obtained the common name of 'whirligigs.' The arrangement proposed by Dr. M. Régimbart in his '*Monograph of the Gyridæ*' is followed

in the present catalogue. He has divided the family into three tribes, *Enhydrini*, *Gyrinini*, and *Oreochthilini*, and describes the then known species. His prefatory chapter notices the details of the structure and is illustrated by figures.

Régimbart, M :—

'Essai monographique de la famille des Gyrinides,' in *Annales de la Société entomologique de France*, 6th series, ii, p. 379, 1882 : iii, p. 121, 381, 1883 : Supplement vi, p. 217, 1886. It will be convenient to cite the whole as 'Mon.'

'Monographie du genre Enhydrus et Porrhorhynchus,' in same, (5s.) vii, 1877, p. 105.

'Gyrinides de Birmanie,' in *Ann. Mus. Civ. Gen.*, (2s.) vi, 1888, p. 619.

Family GYRINIDÆ.

Leach, *Edinb. Encycl.*, 1815 ; Brullé, *Hist., Nat. Ins.*, ii, 1835, p. 226 : Jacq. Duv., *Gen. Col.*, i, p. 79 : Lacord., *Gen. Col.*, i, 1854, p. 433 : Leconte & Horn, *Glass. Col.*, 1883, p. 68 : Régimbart, *Monograph*, 1882, p. 379.

ENHYDRINI :—Régimbart, *Mon.*, 1882, p. 392.

Genus DINEUTES.

MacLeay, *Annul. Javan.*, 1825, p. 30 : Aubé, *Dejean Spec.*, vi, p. 761 : Brullé, *Hist. Nat. Ins. Col.*, ii, p. 240 : Lacord., *Gen. Col.*, i, p. 439 : Mun. Cat., p. 471 : Régimbart, *Mon.*, 1882, p. 394 : Sharp, *Biol. Centr. Amer., Col.*, i (2), p. 49 : Leconte & Horn, *Glass. Col.*, p. 69.

Cyclotus, Kirby, *Fann. Bor. Amer.*, iv, 1837, p. 78. :

australis (*Gyrinus*), *Fabr. Syst. Ent.*, 1775, p. 235 ; *Spec. Ins.*, i, p. 298 ; *Mant. Ins.*, 1, p. 194 ; *Ent. Syst.*, i, p. 203 ; *Syst. Eleuth.*, i, p. 275 : Oliv., *Ent.*, iii, 41, p. 12, t. 1, f. 4 : Aubé, *Dejean Spec.*, vi, p. 785 : Schaum, *Stettin. Ent. Zeit.*, 1847, p. 64 : Fauvel, *Bull. Soc. Linn. Norm.*, i, 1867, t. i, f. 13 : Redtenb., *Reise Novara, Col.*, p. 24 : Régimb., *Mon.*, 1882, p. 422, t. 12, f. 43, 43a.

? *dentatus*, Suffrian, *Stettin. Ent. Zeit.*, 1842, p. 256. Australia.

leucopoda, Montrouzier, *Ann. Soc. Ent. Fr.*, (3s.) viii, 1860, p. 245, ♀.

? *imbatus*, MacLeay, *Annul. Javan.*, 1825, p. 30.

Hab. India, Malacca, Sunda Isles, Philippines, New Caledonia, Australia, New Zealand [*Ind. Mus.*, Hong-Kong].

ciliatus, Forsberg, *Nov. Acta Upsal.*, viii, 1821, p. 312.

Hab. India.

fulgidus, Régimbart, *Notes Leyden Mus.*, ii, 1880, p. 213 ; *id.*, *Mon.*, 1882, p. 398 :

Midden Sumatra, iv, 6, t. i, f. 8.

Hab. Sumatra, Alahan Pandjang.

comms, Thunberg, *Mus. Nat. Acad. Upsal.*, iv, 1787, p. 45.

Hab. India.

hastatus (*Gyrinus*), Fabricius, *Syst. Eleuth.*, i, 1801, p. 275.

Hab. India.

indicus, Aubé, *Dejean Spec.*, vi, 1838, p. 772 : Régimb., *Mon.*, 1882, p. 405.

Hab. India, [*Ind. Mus.* Assam, Berhampur, Vizagapatam, Biluchistan].

- indus* (*Gyrinus*), Fabricius, Ent. Syst. Suppt, 1798, p. 65 : Forab., Nov. Acta Upsal., viii, p. 302 : Régimb., *Mon.*, 1882, p. 401, t. ii, f. 27, 27a.
praemorsus, Fabr., Syst. Eleuth., i, 1801, p. 275 : Aubé, Dejean Spec., vi, p. 765 : Brullé, Hist. Nat. Ins. Col., ii, p. 240, t. 10, f. 5.
 Hab ? India, Mauritius, Bourbon, Mascarene Islands, New Caledonia.
- marginatus*, Sharp, Trans. Ent. S. Lond., 1873, p. 56 : Régimb., *Mon.*, 1882, p. 425, t. 12, f. 47, 47a.
quadrispinus, Fairmaire, Ann. Soc. Ent. Fr., (5a.) viii, 1878, p. 88.
 Hab. Japan, Manchuria, China, India, New Guinea.
- Mollyi*, Régimbart, *Mon.*, 1882, p. 899.
 Hab. China.
- politus*, MacLeay, Annul. Javan., 1825, p. 30 : Aubé, Dejean Spec., vi, p. 762 : Redtenb., Reise Novara, Col., p. 24 : Régimb., *Mon.*, p. 396, t. ii, f. 24.
 ? *Kollmanni*, Perty, Obs. Col. Ind., 1831, p. xxxii.
 Hab. Java, Timor, Australia [*Ind. Mus.*, Java].
- sinuocarpus*, Lap. de Casteln., Hist. Nat. Ins. Col., i, 1840, p. 171.
 Hab. Tibet.
- spinus* (*Gyrinus*), Fabr., Spec. Ins., 1781, p. 296 ; Mant. Ins., i, p. 194 ; Ent. Syst., i, p. 203 ; Syst. Eleuth., i, p. 203 : Olivier, Ent., iii, 41, p. 13, t. 1, f. 7 : Gmelin, ed. Syst. Nat., p. 1612 : Aubé, Dejean Spec., vi, p. 789 : Régimb., *Mon.*, 1882, p. 425, t. 12, f. 48, 48a ; *id.*, Ann. Mus. Civ. Gen., (2a.) vi, 1888, p. 619.
 Hab. India, Coromandel, Burma, Bhamo, Teintso, Katha, Rangoon, Siam, Borneo [*Ind. Mus.*, Berhampur, Madras].
- subspinus* (*Gyrinus*), Klug, Symb. Phys., iv, 1829, t. 34, f. 9 : Aubé, Dejean Spec., vi, p. 786 : Régimb., *Mon.*, 1882, p. 423, t. 12, f. 45.
 ? *dentipennis*, MacLeay, Annul. Javan., 1825, p. 30.
 Hab. Senegal, Mauritius, Madagascar, Canaries, Nubia, Egypt, Palestine, Syria, India.
- unidentatus*, Aubé, Dejean Spec., vi, 1838, p. 788 : Régimb., *Mon.*, 1882, p. 424 ; *id.*, Ann. Soc. Ent. Fr., (6s.) ix, 1889, p. 156.
 Hab. India, Saigon, China [*Ind. Mus.*, Calcutta].

Genus PORRORHYNCHUS.

- Lap. de Casteln., Et. Ent., 1834, p. 108 : Brullé, Hist. Nat. Ins. Col., ii, p. 239 : Lacord., Gen. Col., i, p. 440 : Mun. Cat., p. 473 : Régimbart, *Mon.*, 1882, p. 427.
- indicans*, Walker, Ann. Mag. N. H., (3s.) ii, 1858, p. 205.
brevisrostris, Régimbart, Ann. Soc. Ent. Fr., (5a.) vii, 1877, p. 113, t. 6, f. 5, ♂ ; *id.*, *Mon.*, 1882, p. 429, t. 12, f. 50 ; *ib.*, 1886, p. 250.
 Hab. Ceylon, Java.
- marginatus*, Lap. de Casteln., Et. Ent., 1834, p. 108 : Aubé, Dejean Spec., vi, p. 759 : Brullé, Hist. Nat. Ins., ii, p. 239, t. 10, f. 4 : Lacord., Gen. Col. Atlas, t. 13, f. 4 : Régimb., *Mon.*, Ann. Soc. Ent. Fr., (5a.) vii, 1877, p. 110 t. 6, f. 8, ♂ ; *id.*, *l.c.*, 1882, p. 427, t. 12, f. 49, 49a.
 var. *tenirostris*, Régimb., Ann. Soc. Ent. Fr., (5a.) vii, 1877, p. 111, t. 6, f. 4, ♂ ; *id.*, *Mon.*, 1882, p. 428.
 Hab. Java, Borneo, CochinChina, Siam, [*Ind. Mus.*, Tenasserim].
- GYRININI**.—Régimbart, *Mon.*, 1883, p. 124.

Genus **AULONOGYRUS.**

(Motschulsky), Régimbart, *Mon.*, 1883, p. 124.

obliquus (*Gyrinus*), Walker, Ann. Mag. N. H., (8a.) ii, 1858, p. 205 : Régimb., *Mon.*, 1883, p. 137

Hab. Ceylon, S. India, [*Ind. Mus.* S. India].

Genus **GYRINUS.**

Geoffroy, Ina. Paris., i, 1762, p. 193 : Fabr., Syst. Ent., p. 234 : Syst. Eleuth., i, p. 274 : Latr., Hist. Nat. Crust., Ins., iii p. 75 : Brullé, Hist. Nat. Ins. Col., ii, p. 235 : Aubé, Dejean Spec., vi, p. 655 : Suffrian, Stettin Ent. Zeit., 1842, p. 43 : Lacord., Gen. Col., i, p. 438 : Jacq. Duval, Gen. Col. Eur., i, p. 79 : Mun. Cat., p. 468 : Régimbart, *Mon.*, 1883, p. 141 : Sharp, Biol. Centr. Amer., Col., i (2), p. 50 : Leconte & Horn, Class. Col., p. 69.

ceylonicus, Régimbart, *Mon.*, 1883, p. 164.

Hab. Ceylon.

convexusculus, W. MacLeay, Trans. Ent. S. N. S. Wales, ii, 1871, p. 132 : Régimb., *Mon.*, 1883, p. 166, t. 6, f. 88.

nitidulus, pt., Aubé, Dejean Spec., vi, 1838, p. 700.

Hab. India, Madras, China, Kiangsi, Tibet, New Caledonia, Australia, [*Ind. Mus.*, Madras].

Dejeani, Brullé, Exped. Morée, iii, 1832, p. 123, t. 34, f. 10 : Lap. de Casteln., Hist. Nat. Ina. Col., i, p. 170 : Régimb., *Mon.*, 1883, p. 169.

acutus, Aubé, Dejean Spec., vi, 1838, p. 690 ; Ic. Col., v, p. 389, t. 44, f. 4 : Kirby, Faun. Bor. Amer., p. 80.

nitens, Suffrian, Stettin Ent. Zeit., 1842, p. 254.

Hab. S. Europe, N. Africa, Canaries, China, Kiangsi.

indicus, Aubé, Dejean Spec., vi, 1838, p. 689 : Régimb., *Mon.*, 1883, p. 173.

Hab. India.

nitidulus, Fabricius, Ent. Syst. Suppl., 1798, p. 66 ; Syst. Eleuth., i, p. 276 : Dejean, Spec., vi, p. 700 : Régimb., *Mon.*, 1883, p. 165, t. 6, f. 87.

Hab. India, Pondicherry, Bourbon, Mauritius.

oceanicus, Régimbart, *Mon.*, 1883, p. 154.

Hab. Philippines.

orientalis, Régimbart, *Mon.*, 1883, p. 157.

Hab. China.

sericeolimbatus, Régimbart, *Mon.*, 1883, p. 185.

Hab. Java, Celebes, Philippines.

amaragdinus, Régimbart.

Hab. Assam [*Ind. Mus.*, N. Khasiya Hills].

tenuistriatus, Régimbart, *Mon.*, 1883, p. 144.

Hab. Philippines.

viridimaculatus, Régimbart, Ann. Soc. Ent. Fr. (6s.) x, 1890.
Hab. India, Khasiya Hills.

ORECTOCHILINI:—Régimbart, *Mon.*, 1883, p. 387.

Genus **ORECTOCHILUS.**

Lacordaire, Faun. Ent. Paris, i, 1835, p. 344 ; Gen. Col., i, p. 44 : Jacq. Duval, Gen. Col. Eur., i, p. 89 : Mun. Cat., p. 474 : Régimb., *Mon.*, 1883, p. 410.

Patrus, Aubé, Dejean Spec., vi, 1838, p. 724 : Lacord., Gen. Col. i, p. 441 : Mun. Cat., p. 475.

andamanicus, Régimbart, *Mon.*, 1883, p. 435, t. 12, f. 188 ; *id.*, Suppl. 1886, p. 265.
Hab. Andaman Islands, Calcutta [*Ind. Mus.*, Andamans].

angulatus, Régimbart, Ann. Mus. Civ. Gen., xviii, 1882, p. 72 ; *id.*, *Mon.*, 1883, p. 421, t. 12, f. 128.
Hab. Borneo, Sarawak.

Bacril, Régimbart, *Mon. Suppl.*, 1886, p. 262.
Hab. Philippines, Manila.

bipartitus, Régimbart, Notes Leyden Mus., iv, 1882, p. 65 ; *id.*, *Mon.*, 1883, p. 426, t. 12, f. 132.
Hab. Java.

cardiophorus, Régimbart, Ann. Mus. Civ. Gen., (2s.) vi, 1888, p. 620.
Hab. Burma, Kakhyen Hills, Tenasserim, Plapa [*Ind. Mus.*, Tenasserim].

Castetzi, Régimbart, Ann. Soc. Ent. Fr., (6s.) x, 1890.
Hab. Madras, Kodeikanal Hills.

ceylonicus (*Gyretes*), Redtenbacher, Reise Novara, Zool. ii, Col., 1867, p. 24, t. 1, f. 10 : Régimb., *Mon.*, 1883, p. 416, t. 12, f. 125, 125a.
conspicuus, Régimbart, Notes Leyden Mus., iv, 1882, p. 64.
Hab. India, Madras, Ceylon [*Ind. Mus.*, Tenasserim].

cordatus, Régimbart, Ann. Mus. Civ. Gen., (2s.) vi, 1888, p. 621.
Hab. Burma, Tenasserim, Thagata.

corpulentus, Régimbart, *Mon.*, 1883, p. 411, t. 12, f. 121 ; *id.*, Ann. Mus. Civ. Gen. (2s.) vi, 1888, p. 619.
Hab. Burma, Tenasserim, Borneo [*Ind. Mus.*, Tenasserim].

crassipes, Régimbart, *Mon.*, 1883, p. 411, t. 12, f. 120.
Hab. Borneo.

cribellatus, Régimbart, Ann. Soc. Ent. Fr., (6s.) x, 1890.
Hab. India

cylindricus, Régimbart, *l. o.*
Hab. India.

Deagodinzi, Régimbart, *Mon. Suppl.*, 1886, p. 260, t. 4, f. 10.
Hab. Darjiling, Padong.

dilatatus (*Patrus*), Redtenbacher, Reise Novara, Zool. ii, Col., 1867, p. 25, t. 1, f. 12 : Régimb., *Mon.*, 1883, p. 419, t. 12, f. 126.
Hab. Madras, Ceylon.

- discifer* (*Gyrinus*), Walker, Ann. Mag. N. H., (3s.) iii, 1859, p. 51 : (*Gyrotus*) Bedténb., Reise Novara, Zool. ii, Col., 1867, p. 24, t. 1, f. 11 : Régimb., *Mon.*, 1883, p. 416.
Hab. Ceylon, Malacca [*Ind. Mus.* Kodeikanal Hills, Madras].
- discus*, Aubé, Dejean Spec., vi, 1838, p. 743 : Régimb., *Mon.*, 1883, p. 422.
Hab. Philippines.
- Fairmaired*, Régimbart, *Mon.*, 1883, p. 428, t. 12, f. 135.
Hab. Ceylon.
- Foss*, Régimbart, Ann. Mus. Civ. Gen., (2a.) vi, 1888, p. 621.
Hab. Burma, Tenasserim, Thagata.
- fraternus*, Régimbart, *Mon.*, 1883, p. 417, t. 12, f. 142.
Hab. Ceylon.
- gangeticus* (*Gyrinus*), Wiedemann, Germar Mag. Ent., iv, 1821, p. 119 : Aubé, Dejean Spec., vi, p. 740 : Régimb., *Mon.*, 1883, p. 434, t. 12, f. 137 a. b.
Hab. India, Java [*Ind. Mus.*, Murshidabad, Jessore].
- Gestroi*, Régimbart, Ann. Mus. Civ. Gen., xviii, 1882, p. 72 ; *id.*, *Mon.*, 1883, p. 438, t. 12, f. 140.
Hab. Borneo, Sarawak.
- indicus*, Régimbart, *Mon.*, 1883, p. 435, ♀.
Hab. India.
- Javanus* (*Patrus*), Aubé, Dejean Spec., vi, 1838, p. 725 ; *id.*, Ic. Col., v, p. 398, t. 46, f. 1 : Lacord., Gen. Col., i, p. 442 : Régimb., *Mon.*, 1883, p. 420, t. 12, f. 129, 129a.
Hab. Java.
- limbatus*, Régimbart, *Mon.*, 1883, p. 424, ♀.
Hab. India.
- incidus*, Régimbart, Notes Leyden Mus., iv, 1881, p. 66 ; *id.*, *Mon.*, 1883, p. 425, t. 12, f. 131, ♀ : *id.*, Ann. Mus. Civ. Gen., (2a.) vi, 1888, p. 623.
Hab. Java, Burma, Rangoon.
- marginipennis*, Aubé, Dejean Spec., vi, 1838, p. 744 : Régimb., *Mon.*, 1883, p. 429, t. 12, f. 138, a. b.
subulcatus, Régimb., Notes Leyden Mus., ii, 1880, p. 215 : Midden Sumatra, iv, 6, t. 1, f. 10.
Hab. Java, Sumatra.
- metallicus*, Régimbart, *Mon.*, 1883, p. 418, t. 12, f. 143, ♀ : *id.*, Suppt., 1886, p. 262.
Hab. India, Padong in Sikkim.
- Oberthurti*, Régimbart, *Mon.*, 1883, p. 423.
Hab. Philippines.
- oblongisoulus*, Régimbart, *Mon. Suppt.*, 1886, p. 262, t. 4, f. 11.
Hab. Sikkim, Padong.
- procerus*, Régimbart, *Mon.*, 1883, l. c., p. 415.
Hab. Cochinchina.

productus, Régimbart, *Mon.*, 1883, p. 422, t. 12, f. 130; *Ann. Soc. Ent. Fr.*, (6a.) ix, 1889, p. 156; *id.*, *Ann. Mus. Civ. Gen.*, (2a.) vi, 1888, p. 623.

Hab. India, Burma, Rangoon, Cochinchina, S. China, Borneo.

pubescens, Régimbart, *Ann. Mus. Civ. Gen.*, xviii, 1882, p. 73; *id.*, *Mon.*, 1883, p. 419, t. 12, f. 127, 127a.

Hab. Borneo, Sarawak.

pulchellus, Régimbart, *Mon.*, 1883, p. 424.

Hab. Philippines, Timor.

punctulatus, Régimbart, *Mon.*, Suppt. 1886, p. 261.

Hab. Kodeikanal Hills, Madras.

pusillus, Régimbart, *Ann. Mus. Civ. Gen.*, xviii, 1882, p. 74; *id.*, *Mon.*, 1883, p. 430, ♂.

Hab. Borneo, Sarawak.

Ritsemae, Régimbart, *Notes Leyden Mus.*, iv, 1881, p. 67; *id.*, *Mon.*, 1883, p. 431, t. 12, f. 136.

Hab. Java.

rivularis, Régimbart, *Mon.*, 1883, p. 427, ♀.

Hab. Cochinchina.

scalaris, Régimbart, *Notes Leyden Mus.*, ii, 1880, p. 215; *id.*, *Mon.*, 1883, p. 430, t. 12 f. 134, 134a; *Midden Sumatra*, iv, 6, t. 1, f. 11; *Ann. Mus. Civ. Gen.*, (2a.) vi, 1888, p. 623.

Hab. Burma, Tenasserim, Thagata; Sumatra, Cambodia, Andamans [*Ind. Mus.*, Andamans].

sculpturatus, Régimbart, *Mon.*, 1883, p. 425, ♂; *id.*, Suppt., 1886, p. 263, ♀.

Hab. Hongkong.

semivestitus, Guérin, *Rev. Zool.*, 1840, p. 38; Régimb., *Mon.*, 1883, p. 413, t. 12, f. 123, 123a.

Hab. India, Pondicherry [*Ind. Mus.*, S. India].

spiniger, Régimbart, *Notes Leyden Mus.*, 1880, p. 214; *id.*, *Mon.*, 1883, p. 436, t. 12, f. 139; *Midden Sumatra*, iv, 6, t. 1, f. 9.

Hab. Cochinchina, Laos, Sumatra.

sublineatus, Régimbart, *Ann. Soc. Ent. Fr.*, (6a.) x, 1890.

Hab. India, Assam.

trianguliger, Régimbart, *Ann. Mus. Civ. Gen.*, (2a.) vi, 1888, p. 622.

Hab. Burma, Tenasserim, Thagata.

Wehnkei, Régimbart, *Mon.*, 1883, p. 414, t. 12, f. 124, ♀.

Hab. Ceylon.

Family PAUSSIDÆ.

Catalogue of the Insecta of the Oriental Region, No. 6, *Order Coleoptera*

Family PAUSSIDÆ. By E. T. ATKINSON, B. A.

The genus *Paussus* was established by Dahl in 1775, and the genus *Cerapterus* by Swederus in 1788. In 1800, Donovan showed that these

two genera were allied, and, subsequently, Latreille formed them into a family which he named *Paussili*, afterwards changed by Leach into *Paussides*. Mr. J. O. Westwood commenced his labours on this family in 1830, describing many new species, and creating several genera, and subsequently summarised his work in the 'Arcana Entomologica' which contains descriptions and excellent figures of the fifty-two species known up to 1846. In the Oxford 'Thesaurus entomologicus,' Mr. Westwood added many new species, and figured fifty-four species which comprised all those unfigured up to 1874. Since then, but six new species from the Oriental Region have been described, and Mr. Westwood's works consequently form the best guide to the study of the family. *Boyas* and *Benson* may also be mentioned as having brought to notice several species from India, in the pages of the *Journal of the Asiatic Society* of Bengal. In 1886, M. Raffray described a number of new species, chiefly African, and further summarised the results of Mr. Westwood's work, adding chapters on the morphology and classification of the family, followed by synoptical tables of the genera, and a list of species. M. Raffray divides the family into two tribes *Cerapterini* and *Paussini*; in the former, the labial and maxillary palpi are large, free, and never conceal the buccal cavity, whilst in the latter, the labial, and especially the maxillary palpi are short and thick, and conceal the buccal cavity. The *Paussidae*, as suggested by Burmeister, appear to be most closely allied to the *Carabidae*. Crotch, in 1873, included the *Rhysodidae* also in the *Adephaga*, but Horn writes:—'These must be excluded for many reasons, more especially as they fail to present the ventral structure which may safely be taken as the key. If we admit them there is no reason why some and after them all the *Colydiidae* should not be admitted, and the door would be opened to much of the *Clavicorn* series. It must be admitted, however, that *Paussus* is the nearest approach of the *Clavicorn* series to the *Adephaga*, the approximation in another direction being through the *Byrrhidae* and *Parnidae* with, however, a very wide interval.' In many European Catalogues the *Paussidae* are placed after the *Carabidae*, I place them here as more convenient.

The *Paussidae* are small insects of a quadrate form with very remarkable clubbed antennæ, so much so that Afzelius formed them into a separate section of the Coleoptera from this character alone. They have been found by Benson, Champion, Trimen and Guenzius in ants' nests, and it is, perhaps, for this reason that they are so seldom seen in collections, as the ants appear to keep the *Paussidae* prisoners within the formicarium. A few have been captured at the light at night, but the more successful collectors have, as stated, found them by examining the

nests, especially of the smaller species of ants. M. Raffray's list shows 4 species from Western Asia, 48 from the Oriental Region, 86 from Africa, 20 from Australia, 2 from Europe, and 8 common to several regions. The Indian Museum has only a very few specimens in its collection.

Afzelius, A. :—

Observations on the Genus *Pausus* and description of a new species. *Trans. Linn. Soc. Lond.*, iv, 1798, p. 243-275, fig.

Benson, W. H. :—

'On Pausidae,' in *Calcutta Journal Natural History*, vi, 1846, p. 459.

Boyes, J. E. :—

Extract from note-book regarding Genus *Pausus*, in *Journ. As. Soc. Ben.*, xii, 1843, p. 421, t. *ann.*, f. 1-8.

Burmeister, H. C. C. :—

'Observations sur les affinités naturelles de la famille des Pausides' in *Mag. Zool.*, 1841, An. xi, no 76, p. 15, fig.; *id.*, *Bull. Soc. Ent. Fr.*, 1841, p. xxxi.

Donovan, E. :—

'An epitome of the Natural History of the Insects of India and the Islands in the Indian seas.' London, 1800.

Raffray, A. :—

Mon. :—*Matériaux pour servir à l'étude des Coléoptères de la famille des Pausides*, in *Nouvelles Archives du Muséum d'Histoire Naturelle*, (10a.) viii, 1836, p. 307-359; *id.*, ix, p. 1-52; Fauvel, *Rev. d'Ent.*, vi, 1887, p. 291.

Westwood, J. O. :—

Trans. Linn. S. Lond.—'On the Pausidae, a family of Coleopterous Insects,' in *Transactions of the Linnean Society of London*, xvi, 1830, p. 607-684, t. 33.

Synopsis of the Coleopterous Genus *Cerapterus*, in *id.*, xviii, 1840, p. 531-5, t. 39 c.

Synopsis of the Coleopterous family Pausidae with descriptions of a new genus and some new species, in *id.*, xix, 1841, p. 45.

Description of some new species of the Genus *Cerapterus* &c., in *Proc. Linn. Soc. Lond.*, i, 1840, p. 75, 110, 115, 133; *id.*, *Ann. Mag. N. H.*, vii, 1841, p. 532; viii, p. 449; x, p. 409.

Trans. Ent. S. Lond.—'Descriptions of some new or but imperfectly known species belonging to the Coleopterous family Pausidae, ii, 1835, p. 84-98, t. 9, 10.

Descriptions of new species of *Pausidae*, in *id.*, v, 1845, p. 22; 1846, p. 24; 1847, p. 29; (n. s.) ii, 1852, p. 84, and *Synopsis*; iii, 1855, p. 81.

'On the Genus *Cerapterus* of Swederus,' in *Ent. Mag.*, v, 1838, p. 500-505.

Arc. Ent. :—'Arcana Entomologica, or Illustrations of new, rare, and interesting Insects', ii, p. i, 37, 73, 161, t. 49, 50, 68, 68, 88-94, London 1843-45.

'On *Pausidae*,' in 'Thesaurus entomologicus Ozoniensis,' 1874, p. 72-96, t. 15-19.

Family **PAUSSIDÆ.**

Westwood, Trans. Linn. S. Lond., 1830, p. 609; *id.*, Arc. Ent., ii, p. 2: Lacord., Gen. Col., ii, 1854, p. 6: Mun. Cat., p. 700.

Paussid, Latreille, Gen. Crust. Ina. iii, 1807, p. 1; *id.*, Consid. Gén. Nat. Ord. Ins., 1810 p. 225.

Paussides, Leach, Edinb. Encycl., 1818.

CERAPTERINI:—Raffray, *Mon.*, viii, p. 335.

Genus **CERAPTERUS.**

Swederus, Kong. Vetensk.-Acad. Nya Handl., ix, 1788, p. 208: Westwood, Trans. Linn. S. Lond., xvi, p. 666; xviii, p. 581; Arc. Ent., ii, 1843, p. 6: Lacord., Gen. Col., ii, p. 8: Raffray, *Mon.*, viii, p. 336.

Ceratopterus, Mun. Cat., p. 700.

Subg. { *Enthyssena*, Thomson, *l. c. infra.*

{ *Orthopterus*, Westwood, Ent. Mag., v, 1838, p. 502; *id.*, Arc. Ent., ii, p. 7: Lacord., Gen. Col. ii, p. 9: Mun. Cat., p. 701.

Horsfieldii, Westwood, Trans. Linn. S. Lond., xvi, 1833, p. 672; xviii, p. 583; *id.*, Arc. Ent., ii, p. 7, t. 49, f. 2: MacLeay, Ann. South Afric., t. 4, f. *sup. dentr.*

Hab. Java.

latipes, Swederus, Kong. Vetensk.-Acad. Nya Handl., ix, 1788, p. 208, t. 6, f. 1: Westwood, Trans. Linn. S. Lond., xvi, p. 669; xviii, p. 582; Arc. Ent., ii, p. 6, t. 49, f. 1: MacLeay, Ann. South Afric., t. 4, f. *inf. sinistr.*

Hab. Bengal, Pondicherry, Ceylon.

quadrimaculatus, Westwood, Trans. Linn. S. Lond., xviii, 1833, p. 583; *id.*, Arc. Ent., ii, p. 7, t. 49, f. 3.

Hab. Java.

Genus **PLEUROPTERUS.**

Westwood, Trans. Linn. S. Lond., xviii, 1840, p. 585; *id.*, Arc. Ent., ii, p. 9: Lacord., Gen. Col., ii, p. 10: Mun. Cat., p. 702: Raffray, *Mon.*, viii, p. 338.

Heteropaussus, Thomson, Mus. Scient., ii, 1860, p. 70: Mun. Cat., p. 702.

Westermannii, Westwood, Trans. Linn. Soc., xviii, 1840, p. 585; *id.*, Arc. Ent., ii, p. 9, t. 50, f. 1: Raffray, *Mon.*, t. 15, f. 4, 5, 34, 35; t. 17, f. 1, 14-16.

Hab. Ceylon, Java.

PAUSSINI:—Raffray, *Mon.*, viii, p. 337, 340.

Genus **MELANOSPILUS.**

Westwood, Trans. Ent. S. Lond., v, 1845, p. 22 note: Col. Hefta, iv, p. 101.

Subg. *Ceratoderus*, Westwood, Trans. Linn. S. Lond., xix, 1841, p. 51; Trans. Ent. S. Lond., v, p. 23; Thea. Ent. Oxon, p. 79: Lacord., Gen. Col., ii, p. 10: Raffray, *Mon.*, viii, p. 340: Mun. Cat., p. 702.

Subg. *Merimoderus*, Westwood, Trans. Ent. S. Lond., v, 1845, p. 23: Thea. Ent. Oxon., 1874, p. 80: Lacord., Gen. Col. ii, p. 11: Raffray, *Mon.*, viii, p. 341: Mun. Cat., p. 702.

Bensonii (*Merismoderus*), Westwood, Trans. Ent. S. Lond., v, 1845, p. 23, t. 2, f. 2; Cab. Orient. Ent., p. 84, t. 41, f. 4; *id.*, Thes. Ent. Oxon., 1874, p. 80, t. 18, f. 1; Benson, Calc. Jl. Nat. Hist., vi, 1846, p. 466, 470; Raffray, *Mon.*, t. 17, f. 25-27.

Hab. Bengal, Cawnpore and Saháranpur districts.

bifasciatus, Kollar, Ann. Wien. Mus., i, 1826, p. 336, t. 31, f. 7 a-d; Westwood, Trans. Ent. S. Lond., ii, 1835, p. 90, t. 10, f. 3; *id.* (*Ceratoderus*), Trans. Linn. S. Lond., xix, p. 51; Arc. Ent., ii, p. 37, t. 58, f. 1; Thes. Ent. Oxon., p. 80; Raffray, *Mon.*, t. 15, f. 6, t. 16, f. 22-24.

Hab. India.

Genus **LEBIODERUS.**

Westwood, Trans. Ent. S. Lond., ii, 1835, p. 93; Raffray, *Mon.* viii, p. 343; Mun. Cat., p. 702.

Gorri, Westwood, Trans. Ent. S. Lond., ii, 1835, p. 94, t. 9, f. 8, a-d; *id.*, Arc. Ent., ii, p. 39, t. 58, f. 3; Raffray, *Mon.*, t. 15, f. 7, 8; t. 17, f. 23-32.

Hab. Java.

Percheronii, Westwood, Thes. Ent. Oxon., 1874, p. 80, t. 17, f. 3.

Hab. Java.

Genus **PLATYRHOPALUS.**

Westwood, Trans. Linn. S. Lond., xvi, 1830, p. 654; *id.*, Arc. Ent., ii, p. 73; Lacord., Gen. Col. ii, p. 13; Raffray, *Mon.*, viii, p. 344; Mun. Cat., p. 703.

scutidans, Westwood, Trans. Linn. S. Lond., xvi, 1833, p. 661, t. 38, f. 50; xix, p. 51; *id.*, Arc. Ent. ii, p. 79.

Hab. India.

angustus, Westwood, Trans. Ent. S. Lond., ii, 1835, p. 92, t. 10, f. 6; *id.*, Arc. Ent. ii, p. 78, t. 66, f. 3; Boyce, Jl. As. Soc. Ben., xii, 1843, p. 421.

auralis, Westwood, Arc. Ent., ii, 1845, p. 161, 190, t. 83, f. 1a; Boyce, Jl. As. Soc. Beng., xii, p. 427, t. *ana.*, f. 2.

Hab. India, Nimach, Mhow.

aplustifer, Westwood, Trans. Linn. S. Lond., xvi, 1833, p. 664, t. 33, f. 51; *id.*, Arc. Ent., ii, p. 163, t. 88, f. 3.

Hab. Bengal.

Castelnandii, Westwood, Thes. Ent. Oxon., 1874, p. 96.

Hab. Siam, Juthia.

Comettii, R. Gestro, Ann. Mus. Civ. Gen., xviii, 1882, p. 311, fig.

Hab. Burma.

Davidis, Fairmaire, Le Nat., viii, 1886, p. 224; *id.*, Ann. Sec. Ent. Fr., (6.) vi, 1886, p. 317.

Hab. China, Kiangsi.

- denticornis**, Donovan, Ins. India, 1800, t. 5, f. * : Rees, Encycl., Entom., t. 8, f. 10, 10 * : Westwood, Trans. Linn. S. Lond., xvi, p. 657, t. 33, f. 43-48 ; xix, p. 50 ; Arc. Ent., ii, p. 77, t. 68, f. 1 : Burmeister, Mag. Zool., 1841, Ins., t. 76, f. 2 : Lacord., Gen. Col., Atlas. t. 14, f. 3.
- { var. *denticornis* (Megerle), Gyllenhal, in Schönherr, Syn. Ins., i (8), App., 1817, 14, t. 6, f. 1, a. *b*, p. 19, No. 5 ; *ib.*, Schönherr, i (8), p. 19 : Dalm., Anal. Ent. 1 p. 103.
- { *unicolor*, Westwood, Trans. Linn. S. Lond., xvi, 1830, p. 659, t. 33, f. 49 ; xix, p. 50 ; *id.*, Arc. Ent., ii, p. 79, t. 63, f. 4.
- Hab. India, Tibet [*Ind. Mus. Calcutta*].
- intermedius**, Benson, Calc. Jl. Nat. Hist., vi, 1846, p. 465 : Westwood, Trans. Ent. S. Lond., v, 1846, p. 25.
- Hab. India, Saháranpur, N.-W. Provinces.
- irregularis**, Ritsemae, Notes Leyden Mus., ii, 1880, p. 249.
- Hab. Java, Bandong.
- Melli** (*Mellei*), Westwood, Trans. Linn. S. Lond., xvi, 1830, p. 685 ; *id.*, Trans. Ent. S. Lond., ii, 1835, p. 91, t. 10, f. 4 ; *id.* (*Mellei*), Arc. Ent., ii, p. 162, t. 88, f. 2 ; Thes. Ent. Oxon., 1874, p. 82, t. 18, f. 2 : Guérin, Icon. Règne Anim., Ins., t. 40, f. 11 : Raffray, *Mon.*, t. 17, f. 33-37.
- Hab. India, Malabar.
- Picteti**, Westwood, Thes. Ent. Oxon., 1874, p. 82, t. 18, f. 3.
- Hab. Siam, Cochinchina.
- Simonis**, Dohrn, Stettin. Ent. Zeit., xlvii, 1886, p. 120.
- Hab. Hongkong.
- vexillifer**, Westwood, *l. c.*, p. 82, t. 17 f. 4.
- Hab. Penang.
- Westwoodii**, Saunders, Trans. Ent. S. Lond., ii, 1835, p. 84, t. 10, f. 5, *a-c* : Westwood, Trans. Linn. S. Lond., xix, p. 51 ; Arc. Ent., ii, p. 78, t. 68, f. 2 *a-c*.
- Hab. India.

Genus PAUSSUS.

- A. Dahl**, Dissert. ent. bigas Ins. sist., 1775, p. 6, *t. ann.* f. 6-10 : Thunberg, Act., Suec., 1781, p. 170 : Afzelius, Trans. Linn. S. Lond., iv, p. 263 : Herbst, Käfer iv, p. 99 : Westwood, Trans. Linn. S. Lond., xvi, p. 620 ; *id.*, Trans. Ent. S. Lond., (n. s.) ii, 1852, p. 89 ; Lacord Gen. Col., ii, p. 14.
- Paussus*, Harold, M. T. Münch. Ent. Ver., i, 1877, p. 116.
- affinis**, Westwood, Trans. Linn. S. Lond., xvi, 1830, p. 646, t. 33, f. 36, 37 ; *ib.*, xix, p. 49, note ; *id.*, Arc. Ent., ii, p. 188, t. 94, f. 2.
- Hab. Africa ?
- Andreae**, Ritsema, Notes Leyden Mus., i, 1879, p. 44.
- Hab. W. Java, Buitenzorg.
- bicolor**, Raffray, *Mon.*, ix, 1886, p. 22, t. 19, f. 25.
- Hab. Andaman Islands.

- Bowringii**, Westwood, Proc. Linn. S. Lond., ii, 1849, p. 58; *id.*, Thes. Ent. Oxon., p. 89, t. 16, f. 9.
Hab. Hongkong.
- Boysi**, Westwood, Arc. Ent., ii, 1845, p. 177, t. 92, f. 2; t. 90, f. 6: Boys, *Paussus*, no 6, Jl. As. Soc. Ben., xii, p. 433, t. *ann.* f. 6.
Hab. India.
- cognatus**, Westwood, Trans. Linn. S. Lond., xix, 1841, p. 49; *id.*, Arc. Ent., ii, p. 189, t. 94, f. 3.
Hab. Bengal.
- denticulatus**, Westwood, Arc. Ent., ii, 1845, p. 179, t. 92, f. 1; t. 90, f. 17; *id.*, Thes. Ent. Oxon., 1874, p. 88, t. 16, f. 12: Boys, *Paussus*, no 1, Jl. As. Soc. Ben., xii, 1843, p. 426, t. *ann.*, f. 1.
Hab. India, Mhow.
- Fichtelli**, Donovan, Ins. India, 1800, t. 5, f. * * * : Rees, Encycl., Ent., t. 8, f. 12: Westwood, Trans. Linn. S. Lond., xvi, p. 641, t. 33, f. 31-33; *id.*, Arc. Ent., ii, p. 181, t. 90, f. 5, 8, 9: Saunders, Trans. Ent. S. Lond., ii, 1835, p. 83, t. 9, f. 1: Boys, Jl. As. Soc. Ben., xii, p. 429, t. *ann.*, f. 4, 5.
Hab. India.
- fulvus**, Westwood, Trans. Linn. S. Lond., xix, 1841, p. 47; *id.*, Arc. Ent., ii, p. 175, t. 90, f. 3.
Hab. India.
- Hardwickii**, Westwood, Trans. Linn. S. Lond., xvi, 1830, p. 649, t. 33, f. 39, 40; *id.*, Arc. Ent., ii, p. 189, t. 94, f. 5: Boys, Jl. As. Soc. Beng., xii, p. 434, t. *ann.*, f. 8.
Hab. Nepal.
- Hearseyanus**, Westwood, Proc. Linn. S. Lond., 1842, p. 133; *id.*, Arc. Ent., ii, p. 189, t. 94, f. 4: Boyes, Jl. As. Soc. Beng., xii, p. 427, t. *ann.*, f. 3.
Hab. Sultanpur near Benares.
- hystrix**, Westwood, Proc. Linn. S. Lond., ii, 1849, p. 59; *id.*, Thes. Ent. Oxon., p. 89, t. 16, f. 5.
Hab. Hongkong.
- Jerdanii**, Westwood, Trans. Ent. S. Lond., 1846, p. 26, t. 2, f. 1; Cab. Orient. Ent., t. 41, f. 5; *id.*, Thes. Ent. Oxon., p. 88, t. 18, f. 4.
Hab. India.
- Joussellinii**, Guérin, Rev. Zool., 1838, p. 21: Westwood, Trans. Ent. S. Lond., ii, p. 90; Arc. Ent., ii, p. 169: Olivier, Ann. Soc. Ent. Fr., (6a.) iii, 1833, p. 195, t. 7, f. 1.
Hab. China, Hongkong, Pegu, Rangoon.
- Ludekingii**, Vollenhoven, Stettin. Ent. Zeit., xxxiii, 1872, p. 82; *ib.*, 1873, t. 1, f. 6: Westwood, Thes. Ent. Oxon., p. 95.
Hab. Sumatra.
- mauceras**, Benson, Calc. Jl. Nat. Hist., vi, 1846, p. 461: Westwood, Trans. Ent. S. Lond., v, 1846, p. 25; *id.*, Thes. Ent. Oxon., p. 87, t. 16, f. 8.
Hab. India, Musseorie, Landour.

- pacificus*, Westwood, Trans. Ent. S. Lond., iii, 1855, p. 81; *id.*, Thes. Ent. Oxon., p. 88, t. 16, f. 7.
Hab. Ceylon.
- pilicornis*, Donovan, Ins. India, 1800, t. 5, f. * : Rees, Encycl., Ent., t. 8, f. 13; Westwood, Trans. Linn. S. Lond., xvi, p. 643, t. 33, f. 34; *id.*, Arc. Ent., ii, p. 173, t. 89, f. 1.
Hab. Bengal.
- plolophorus*, Benson, Calc. Jl. Nat. Hist., vi, 1846, p. 468; Westwood, Trans. Ent. S. Lond., v, p. 25; *id.*, Thes. Ent. Oxon., p. 87, t. 16, f. 11.
Hab. India, Moradabad, N. W. P.
- politus*, Westwood, Proc. Linn. S. Lond., ii, 1849, p. 58; *id.*, Thes. Ent. Oxon., p. 87, t. 16, f. 10.
Hab. India.
- ruitaris*, Westwood, Trans. Linn. S. Lond., xvi, 1830, p. 638, t. 33, f. 25-27; *id.* Arc. Ent., ii, p. 172, t. 89, f. 4.
Baconii, Benson, Calc. Jl. Nat. Hist., 1846, p. 459; Westwood, Trans. Ent. S. Lond., v, 1847, p. 24.
Hab. India, Dehra Dún.
- Saundersii*, Westwood, Trans. Linn. S. Lond., xix, 1841, p. 50; *id.*, Arc. Ent., ii, p. 190, t. 94, f. 6.
Hab. India.
- Schiodtei*, Westwood, Thes. Ent. Oxon., 1874, p. 85, t. 16, f. 6.
Hab. Bengal.
- sinicus*, Westwood, Proc. Linn. S. Lond., ii, 1849, p. 57; *id.*, Thes. Ent. Oxon., p. 85, t. 18, f. 10.
?=*Jousselinii*, Guérin, *q. v.*
Hab. Honkong.
- Spencei*, Westwood, Proc. Ent. S. Lond., (3s.) i, 1864, p. 190; *id.*, Thes. Ent. Oxon., p. 90, t. 18, f. 8.
Hab. India.
- Stevensianus*, Westwood, Trans. Linn. S. Lond., xix, 1841, p. 48; *id.*, Arc. Ent., ii, p. 176, t. 90, f. 2.
Hab. India.
- thoracicus*, Donovan, Ins. India, 1800, t. 5, f. * : Rees, Encycl., Ent. t. 8, f. 11, 11* ; Westwood, Trans. Linn. S. Lond., xvi, p. 640, t. 33, f. 28-30; *id.*, Arc. Ent., ii, p. 180, t. 90, f. 4.
trigonocornis, Latreille, Gen. Crust., iii, p. 3, t. 11, f. 8; Schönherr, Syn. Ins., i, (3.), p. 19.
Hab. India, Bengal.
- tibialis*, Westwood, Trans. Linn. S. Lond., xix, 1841, p. 47; *id.*, Arc. Ent., ii, p. 174, t. 90, f. 1.
Hab. Bengal.
- Waterhousei*, Westwood, Thes. Ent. Oxon., 1874, p. 90, t. 16, f. 4.
Hab. Penang.

Catalogue of the Insecta of the Oriental Region. No. 7, Order Coleoptera,
Family HYDROPHILIDÆ.—By E. T. ATKINSON, B. A.

Family **HYDROPHILIDÆ.**

Lacordaire, Gen. Col., i, 1854, p. 443 : Jacq. Duval, Gen. Col. Eur., i, p. 85 : Mun.
 Cat., p. 475 : Leconte & Horn, Class. Col., p. 69.

Palpicornes, Latreille, Fam. Nat., p. 365 : Brullé, Hist. Nat. Ins. Col., ii, p.
 242 : Lacordaire, *l. c. supra.*

Leconte describes the species of this family as living on 'decomposing vegetable matter, though the larvæ are carnivorous and quite voracious : the majority of them are aquatic. Except those of the tribe *Helophorini*, they are of an oval, convex form, sometimes hemispherical ; the elytra are sometimes striate, and sometimes have a distinct sutural stria.' The palpi are slender, and always very long. The tarsi are 5-jointed and according to the length of these joints, the family is divided into four tribes :—*Helophorini*, *Hydrophilini*, *Hydrobiini*, and *Sphaeridini*. Very little has been done to work out the species of this family that occur in the Oriental Region, and this Catalogue is therefore based on the Munich list. Dr. Sharp observes that though the habits of the species of this family are aquatic they cannot correctly be associated with the *Dytiscidæ* and *Gyrinidæ* in the Adepthagous series, but will have to be properly placed when more is known about them.

Solier, M :—

Observations sur la tribu des Hydrophilien et principalement sur le genre
Hydrophilus de Fabricius, in Ann. Soc. Ent. Fr., iii, 1834, p. 299.

HYDROPHILINI (*Hydrophilidæ*) :—Lacordaire, Gen. Col., i, 1854, p. 447.

Genus **HYDROPHILUS.**

Geoffroy, Ins. Paris, i, 1764, p. 180 : Solier, Ann. Soc. Ent. Fr., iii, 1834, p. 312 :
 Lacord., Gen. Col., i, p. 460 : Jacq. Duval, Gen. Col. Eur., i, p. 86 : Mun. Cat., p.
 475 : Sharp, Biol. Centr. Amer., Col., i (2), p. 54 : Leconte & Horn, Class. Col.,
 p. 71.

Hydrodema, Lap. de Casteln., Hist. Nat. Ins. Col., ii, 1840, p. 51.

Hydrostoma, Lap. de Casteln., *l. c.*, p. 50.

Hydrous, Leach, Zool. Misc., iii, 1817, p. 92.

Mesocanthicus, Hope, Col. Man., ii, 1838, p. 126.

Stelthowus, Solier, Ann. Soc. Ent. Fr., iii, 1834, p. 307.

Temnopterus, Solier, *l. c.*, p. 307.

Tetracanthus, Hope, Col. Man., ii, 1838, p. 126.

acuminatus, Motschulsky, Et. Ent., ii, 1853, p. 44.

Hab. China.

caschmirensis, Redtenbacher, Hügel's Kaschm., iv (2), 1844, p. 513, t. 24, f. 2.

Hab India, Kashmir [*Ind. Mus.*, Malda].

nigriceps, Fabr., Syst. Eleuth., i, 1801, p. 254.

Hab. India.

- olivaceus**, Fabr., Spec. Ins., i, 1781, p. 289; Mant. Ins., i, p. 188; Ent. Syst., i, p. 182; Syst. Eleuth., i, p. 250; Olivier, Ent., iii, 39, p. 10, t. i, f. 7; Gmelin, ed. Syst. Nat., i (4), p. 1941.
hastatus, Herbst, Beschäft. Naturfor. Freunde Berlin, iv, 1779, p. 317, t. 7, f. 2; *id.*, Natursyst. Käfer, vii, p. 295, t. 137, f. 6.
 Hab. India, Coromandel, Ceylon.
- picicornis**, Chevrolat, Ann. Soc. Ent. Fr., (4s.) iii, 1863, p. 204.
 Hab. Malaya, Philippines.
- ruficornis**, Klug, Ins. Madag., 1833, p. 159; Boisduval, Voy. l'Âstrolabe, Col., p. 151.
 Hab. Java, Philippines, Australia [*Ind Mus.* ? Berhampur.]
- viridicollis**, Redtenbacher, Hügel's Kashmir, iv (2), 1844, p. 513, t. 24, f. 3.
 Hab. India, Kashmir.

Species of doubtful position.

- mergus** (*Tropisternus*), Redtenbacher, *l.c. supra* p. 514: Sharp, Trans. Ent. S. Lond., 1893, p. 117.
 Hab. India, Kashmir.

Genus **HYDROCHARIS.**

- Latreille (*Hydrochære*), Fam. Nat., 1825, p. 366: ? Solier, Ann. Soc. Ent. Fr., iii, 1834, p. 304; Mun. Cat., p. 478; Sharp, Biol. Centr. Amer., Col., i, (2), p. 61; Leconte & Horn, Class. Col., p. 71.
Hydrophilus, Leach, Zool. Misc., iii, 1817, p. 94 (*sec* Geoffr.)
Hydrous, Brullé Hist. Nat. Ins. Col., ii, 1835, p. 275 (*sec* Leach): Lacord.
 Gen. Col. i, p. 452.
- bilineatus**, MacLeay Annul. Javan., 1825, p. 36.
 Hab. Java.
- inconspicuous**, Nietner, Jl. As. Soc. Beng., xxv, 1856, p. 538; *id.*, Ann. Mag. N. H., (2s.) xix, 1857, p. 387.
 Hab. Ceylon.
- pallidipalpis**, MacLeay, Annul. Javan., 1825, p. 35.
 Hab. Java.
- rufiventris**, Nietner, Jl. As. Soc. Beng., xxv, 1856, p. 537; *id.*, Ann. Mag. N. H., (2s.) xix, 1857, p. 387.
 Hab. Ceylon.
- spinicollis** (*Hydrophilus*), Eschscholtz, Entomographia, 1822, p. 41.
 Hab. India.

Genus **STERNOLOPHUS.**

- Solier, Ann. Soc. Ent. Fr. iii, 1834, p. 810; Brullé, Hist. Nat. Ins. Col., ii, p. 279; Lacord., Gen. Col., i, p. 453; Mun. Cat., p. 478.
Helobius, Mulsant, Mém. Acad. Sci. Lyon, i, 1851, p. 75.
- fulvipes**, Motschulsky, Et. Ent., ii, 1853, p. 45.
 Hab. China.

rufipes (*Hydrophilus*), Fabricius, Ent. Syst. i, 1792, p. 183; Syst. Eleuth., i, p. 261: Herbst, Naturyst. Ins., Käfer, viii, p. 307.
Hab. India, China, Malaya, Philippines.

HYDROBIINI (*Hydrobiidae*):— Lacordaire, Gen. Col., i, 1854, p. 452.

Genus **HYDROBIUS**.

Leach, Zool. Misc., iii, 1817, p. 92: Solier, Ann. Soc. Ent. Fr., iii, 1834, p. 313: Brullé, Hist. Nat. Ins. Col., ii, p. 280: Lacord., Gen. Col., i, p. 455: Jacq. Duval, Gen. Col. Eur., i, p. 87: Mun. Cat., p. 479: Sharp, Biol. Centr. Amer., Col. i (2), p. 64: Leconte & Horn, Class. Col., p. 72.

Anacaena, Thomson, Skand. Col., i, p. 18, 1859; ii, p. 89, 1860: Gozis, Bull. Soc. Ent. Fr., (6s.) i, p. cxxxv.

Brachypalpus, Lap. de Casteln., pt. Hist. Nat. Col., ii, 1840, p. 66.

Cryniphilus, Motschulsky, Bull. Mosc., xviii (i), 1845, p. 32.

Enochrus, Thomson, Skand. Col., i, p. 18, 1859; ii, p. 93, 1860.

Paracymus, Thomson, Scand. Col., ix, 1867, p. 120.

Sperchopsis, Leconte, List. Col. N. Amer., i, 1863, p. 19, p. 377: Mun. Cat., p. 487.

Tritonus, Mulsant, Ann. Soc. Agric. Lyon, vii, 1845, p. 377.

neglectus, Hope, Trans. Ent. S. Lond., iv, 1845, p. 16.

Hab. China.

semistriatus, Schaufuss, Hor. Ent. Ross., xxi, 1887, p. 108.

Hab. Singapur.

stultus, Walker, Ann. Mag. N. H., (3s) ii, 1858, p. 209.

Hab. Ceylon.

Genus **HYDROCASSIS**.

Fairmaire, Ann. Soc. Ent. Fr., (5s.) viii, 1878, p. 88.

scapulata, Fairmaire, l.c., p. 89.

Hab. Middle China.

Genus **PHILYDRUS**.

Solier, Ann. Soc. Ent. Fr., iii, 1834, p. 315: Brullé, Hist. Nat. Ins. Col., ii, p. 276: Lacord., Gen. Col., i, p. 456: Jacq. Duval, Gen. Col. Eur., i, p. 68: Mun. Cat., p. 480: Sharp, Biol. Centr. Amer., Col., i (2), p. 66: Leconte & Horn, Class. Col., p. 72.

Brachypalpus, Lap. de Casteln., pt. Hist. Nat. Col., ii, 1840, p. 480.

Philhydrus, Muu. Cat., auct.

Pylephilus, Motschulsky, Bull. Mosc., xviii (i), 1845, p. 32; Et. Ent., viii, 1859, p. 46.

esuriens, Walker, Ann. Mag. N. H., (3s) ii, 1858, p. 209.

Hab. Ceylon.

fuscatus, Motschulsky, Bull. Mosc., xxxiv (i), 1861, p. 109.

Hab. Ceylon.

- nigriceps**, Motschulsky, Et. Ent., viii, 1859, p. 40.
Hab. India.
- nigriceps**, Redtenbacher, Reise Novara, Zool., ii, Col., 1867, p. 26.
Hab. Nicobar Islands.
- nigropiceus**, Motschulsky, Bull. Mosc., xxxiv (j), 1861, p. 109.
Hab. Ceylon.
- pallens** (*Enhyarus*), MacLeay, Annul. Javan., 1826, p. 36.
Hab. Java.

Genus **BRACHYGASTER.**

- Mulsant, Ann. Soc. Linn. Lyon, 1833, p. 380 : Mun. Cat., p. 483.
indica, Mulsant, l.c. *supra* p. 386.
Hab. India.

Genus **BEROSUS.**

- Leach, Zool. Misc., iii, 1817, p. 92 : Solier, Ann. Soc. Ent. Fr., iii 1834, p. 316 : Brullé,
Hist. Nat. Ins. Col., ii, p. 284 : Lacord., Gen. Col., i, p. 458 : Jacq. Duval, Gen. Col.
Eur., i, p. 89 : Mun. Cat., p. 483 : Sharp, Biol. Centr. Amer., Col., i (2), p. 78 :
Leconte & Horn, Class. Col., p. 72.
Anchialis, Thomson, Skand. Col., i, p. 17 ; ii, p. 87, 1859.
Enopliurus, Hope, Col. Man., ii, 1838, p. 128.
- sontispina**, Fairmaire, Ann. Soc. Ent. Fr., (6a.) viii, 1838, p. 336.
Hab. Tonkin.
- seneteops**, Motschulsky, Bull. Mosc., xxxiv (i), 1861, p. 110.
Hab. Ceylon.
- attenuatus** (*Hydrophilus*), Fabricius, Syst. Eleuth., i, 1801, p. 253.
aeoneus (*Volvulus*), Brullé, Hist. Nat., Ins. Col., ii, 1935, p. 282.
Hab. Ceylon.
- decreascens**, Walker, Ann. Mag. N. H., (3a.) iii, 1859, p. 258.
Hab. Ceylon.
- indicus** (*Enopliurus*), Motschulsky, Bull. Mosc., xxxiv (i), 1864, p. 110.
Hab. India.
- pubescens**, Mulsant, Opusc. Ent., ix, 1859, p. 61.
Hab. Philippines.
- pulchellus**, MacLeay, Annul. Javan., 1826, p. 35.
Hab. Java.

Genus **GLOBARIA.**

- Latreille, Règne Anim., (2ed.), iv, 1829, p. 521 : Lacord., Gen. Col., i, p. 460 : Mun.
Cat., p. 485.
Spheroides, Hope, Col. Man., ii, 1838, p. 168.
- Leachii**, Latreille, Règne Anim., iv, 1829, p. 521 : Hope, Col. Man., ii, 1838, p. 167,
t. 3, f. 6, a-i.
Hab. India.

168 E. T. Atkinson—*Catalogue of the Family Hydrophilidae*. [Suppl.

Muelleri, Kirsch, MT. Mus. Dresd., i, 1875, p. 25.

Hab. Malacca.

striatopunctata, Lap. de Casteln., Hist. Nat. Ins. Col., ii, 1850, p. 57.

Hab. India.

Genus **AMPHIOPS**.

Erichson, Wieg. Arch. Natur. (1), 1843, p. 229 : Lacord., Gen. Col., i, p. 462 : Mun. Cat., p. 486.

gibbus (*Hydrophilus*), Illiger, Mag. Ent., i, 1802, p. 168.

Hab. India.

pisiformis Fairmaire, Bull. Soc. Ent. Fr., (6s.) iv, 1884, p. xlvi.

Hab. Cambodia.

SPERCHINI (*Sperchides*) :—Lacordaire, Gen. Col., i, 1854, p. 462.

Genus **SPERCHEUS**.

Kugellann, Illig., Verz. Käfer Preuss., 1798, p. 241 : Fabr., Ent. Syst., i, p. 248 ; Syst. Eleuth., i, p. 248 : Solier, Ann. Soc. Ent. Fr., iii, 1834, v. 317 : Brullé, Hist. Nat. Ins., Col., ii, p. 299 : Lacord., Gen. Col., i, p. 464 : Jacq. Duval, Gen. Col. Eur., i, p. 91 : Mun. Cat., p. 487.

platycephalus, MacLeay, Annul. Javan., 1825, p. 35 : Lap. de Casteln., Hist. Nat.

Ins. Col., ii, p. 67.

Hab. Java.

HELOPHORINI (*Hilophorides*) :—Lacordaire, Gen. Col., i, 1854, p. 465.

Genus **EPIMETOPUS**.

Lacordaire, Gen. Col., i, 1854, p. 467 : Bedel, Bull. Soc. Ent. Fr., (5s.) x, 1880, p. lxxiii : Sharp, Biol. Centr. Amer., Col., i (2), p. 88:

Ceratoderus, Mulsant, Mém. Acad. Lyon, i, 1851, p. (neo Westwood).

Sepidulum, Leconte, Trans. Amer. Ent. Soc., v, 1874, p. 47 : Sharp, Ent. Mon. Mag., xi, p. 247.

bullatus (*Sepidulum*), Sharp, Ent. Mon. Mag., xi, 1875, p. 249.

Hab. India.

Genus **HYDROCHUS**.

Leach, Zool. Misc., iii, 1817, p. 90 : Lacord., Gen. Col., i, p. 466 : Jacq. Duval, Gen. Col. Eur., i, p. 92 : Mun. Cat., p. 490 : Sharp, Biol. Centr. Amer., Col., i (2), p. 89.

binodosus, Motschulsky, Schrenck Reise, ii, 1860, p. 104.

Hab. India.

lacustris, Nietner, Jl. As. Soc. Ben., xxv, 1856, p. 537 : *id.*, Ann. Mag. N. H., (2s.) xix, 1857, p. 386.

Hab. Ceylon.

latitans, Fairmaire, Ann. Soc. Ent. Fr., (6s.) viii, 1888, p. 337.

Hab. Tonkin.

opacus, Motschulsky, Schrenck Reise, ii, 1860, p. 103.

Hab. India.

violaceomicans, Motschulsky, *l. c.*, p. 103.

Hab. India.

SPHAERIDINI (*Sphéridiotes*):—Latreille, Fam. Nat., 1825, p. 366: (*Sphéridiides*),

Lacordaire, Gen. Col., i, 1854, p. 470: Leconte & Horn, Class. Col., p. 73.

Genus **CYCLONOTUM**.

Erichson, Käfer Mark Brand., i, 1837, p. 212: Lacord., Gen. Col. i, p. 471: Mun.

Cat., p. 495: *Monograph*, Mulsant, Ann. Soc. Agric. Lyon, 1844, p. 167: Jacq.

Duval, Gen. Col. Eur., i, p. 94: Sharp, Biol. Centr. Amer. Col., i (2), p. 94: Leconte & Horn, Class. Col., p. 73.

Coelostoma, Brullé, Hist. Nat. Ins. Col., ii, 1835, p. 293 (*nom. praeoc.*, teste Lacord., *l. c.*).

capense, Mulsant, *Mon.*, p. 170: Erichson, Wieg. Arch., (2), 1845, p. 105.

Hab. Africa, ? India.

hydrophiloides (*Sphaeridium*), MacLeay, Annul. Javan., 1825, p. 36.

Hab. Java [*Ind. Mus.*, Berhampour].

nitidum, Lap. de Casteln., Hist. Nat. Ins., Col., ii, 1850, p. 58.

Hab. Java.

Genus **DACTYLOSTERNUM**.

Wollaston, Ins. Mader., 1854, p. 99: Mun. Cat., p. 496: Fauvel, Rev. d' Ent., ii,

p. 357: Sharp, Biol. Centr. Amer., Col., i (2), p. 95: Leconte & Horn, Class. Col., p. 73.

insulare (*Coelostoma*), Lap. de Casteln., Hist. Nat. Ins., Col., ii, 1850, p. 59.

abdominale, Wollaston, Col. St. Helena, 1877, p. 20.

Roussetii, Wollaston, Ins. Mader., 1854, p. 100, t. 3, f. 1.

Hab. S. Europe, Africa, St. Helena, Cape Verde Islands, Bourbon, Mauritius, Madagascar, India, New Caledonia.

rubripes, Boheman, Freg. Eug. Resa, Col., 1858, p. 24.

Hab. China, Philippines.

simplex, Sharp, Trans. Ent. S. Lond., 1874, p. 419.

Hab. Japan, China.

Genus **CERCYON**.

Leach, Zool. Misc., iii, 1817, p. 95: Brullé, Hist. Nat. Ins. Col., ii, p. 293: Lacord.,

Gen. Col., i, p. 473: Mun. Cat., p. 473: *Monograph*, Murray, Ann. Mag. N. H.,

xii, 1863, p. 73: Sharp, Biol. Centr. Amer., Col., i (2), p. 103, 109.

Trichopoda, Brullé, Hist. Nat. Ins., Col., ii, 1835, p. 294.

- atriceps*, Gemm. & Harold, *Mun. Cat.*, 1868, p. 496.
nigriceps, Motsch., *Bull. Mosc.*, xxxvi (2), 1863, p. 445, (*see* Marsh.).
 Hab. Ceylon.
- hydrophiloides*, Motschulsky, *Bull. Mosc.*, xxxvi (2), 1863, p. 445.
 Hab. Ceylon.
- lineolatus* (*Trichopoda*), Motschulsky, *Bull. Mosc.*, xxxvi (2), 1863, p. 444.
 Hab. Ceylon.
- lunulatus*, Gemm. & Harold, *Mun. Cat.*, 1868, p. 497.
lunigerum, Motsch., *Bull. Mosc.*, xxxvi (2), 1863, p. 444 (*see* Mannerh.).
 Hab. Ceylon.
- rufotestaceus*, Motschulsky, *Bull. Mosc.*, xxxvi (2), 1863, p. 445.
 Hab. Ceylon.
- vicinialis*, Walker, *Ann. Mag. N. H.*, (3s.) iii, 1859, p. 258.
 Hab. Ceylon.

Genus SPHAERIDIUM.

- Fabricius, *Syst. Ent.*, 1775, p. 66 : *Ent. Syst.*, i, p. 77 : *Syst. Eleuth.*, i p. 92 :
 Brullé, *Hist. Nat. Ins. Col.*, ii, p. 291 : Lacordaire, *Gen. Col.*, i, p. 472 : Jacq.
 Duval, *Gen. Col. Eur.*, i, p. 95 : *Mun. Cat.*, p. 499 : Leconte & Horn, *Class. Col.*,
 p. 73.
- dimidiatum*, Gory, *IC. Règne Anim.*, 1844, p. 73, t. 20, f. 15 : Lap. de Casteln.,
Hist. Nat., Col., ii, p. 60.
 Hab. Java.
- quinquemaclatum*, Fabr., *Syst. Eleuth.*, i, 1801, p. 94 : Lap. de Casteln., *Hist. Nat.*
Col., ii, p. 60.
 Hab. Java, [*Ind. Mus.*, S. India].
- tricolor*, Walker, *Ann. Mag. N. H.*, (3s.) ii, 1858, p. 209.
 Hab. Ceylon.
- vicinum*, Lap. de Casteln., *Hist. Nat. Ins., Col.* ii, 1850, p. 60.
 Hab. Java.

Genus PACHYSTERNUM.

- Motschulsky, *Bull. Mosc.*, xxxvi (2), 1863, p. 446 : *Mun. Cat.*, p. 501.
- apicatum*, Motschulsky, *Bull. Mosc.*, xxxvi (2), 1863, p. 448.
 Hab. India.
- nigrovittatum*, Motschulsky, *J. c.*, p. 447, t. 9, f. 22.
 Hab. Ceylon.

Genus CRYPTOPLEURUM.

- Mulsant, *Col. Fr. Palp.*, 1844, p. 188 : Lacord., *Gen. Col.*, i, p. 475 : *Mun. Cat.*, p.
 501 : Sharp, *Biol. Centr. Amer., Col.*, i (2), p. 115 : Leconte & Horn, *Class., Col.*,
 p. 73.
- sulcatum*, Motschulsky, *Bull. Mosc.*, xxxvi (2), 1863, p. 446.
 Hab. Ceylon.

Family SILPHIDÆ.

*Catalogue of the Insecta of the Oriental Region, No. 8. Order Coleoptera,
Family SILPHIDÆ.—By E. T. ATKINSON, B. A.*

The *Silphidæ* have the body depressed, the head more or less depressed and often posteriorly narrowed into a neck; mandibles exerted, strong; thorax orbicular or nearly so, forming a shield to the head, tarsi 5-jointed. They are known as scavenger beetles, and live on decomposing animal matter or fungi. They have been divided into the following sub-families by Leconte & Horn¹:—

Posterior coxæ simple.

Anterior coxæ more or less transverse at the base and with trochantin.

Anterior coxal cavities open behind.

Posterior coxæ contiguous.

Silphini.

Posterior coxæ distant.

Anterior coxæ prominent: five ventral segments.

Lyrosomini.

Anterior coxæ not prominent: six ventral segments.

Pinodytini.

Anterior coxal cavities closed behind.

Anistomini.

Anterior coxæ cylindro-conical, without trochantin, the cavities closed behind, often widely.

Cholevini.

Posterior coxæ laminate.

Anterior coxæ with trochantin, the cavities closed behind.

Clambini.

Dr. Reitter has also given a classification of the family, but it has not been generally received.²

The *Silphini*, *Cholevini*, and *Clambini* are alone represented in our Fauna, and but few species have, as yet, been described from the Oriental Region.

Family SILPHIDÆ.

Leach, Edinb. Encycl., 1815: Westwood, Mod. Class. Ins., i, 1839, p. 135: (*Silphales*)
Lacordaire, Gen. Col., ii, 1854, p. 192: Jacq. Duval, Gen. Col. Eur., i, p. 101:
Mun. Cat., p. 716: Leconte & Horn, Class. Col., p. 77: Matthews, Biol. Centr.
Amer., Col., ii (i), 1887, p. 72.

¹ Class. Col. N. America, Smithson. Misc. Coll., 1883, p. 78.

² Bestimmungs tabellen, in Verh. Ver. Brünn, xxiii, 1885, p. 3; *id.*, Wien Ent. Zeit., v, 1886, p. 313, 347; Deutsche Ent. Zeits., xxx, 1886, p. 219: see Fauvel, and Seidlitz, Deutsche Ent. Zeits., xxxi, 1887, p. 81.

Genus **NECROPHORUS.**

Fabricius (*Nicrophorus*), Syst. Ent., 1775, p. 71; Spec. Ins., i, p. 83; Mant. Ins., i, p. 48; Ent. Syst., i, p. 246; (*Necrophorus*) Syst. Eleuth., i, p. 333; Lap. de Casteln., Hist. Nat., Col., ii, p. 1; Lacord., Gen. Col., ii, p. 98; Jacq. Duval & Fairm., Gen. Col. Eur., i, p. 101, t. 33, f. 161; Mun. Cat., p. 717; Kraatz, Deutsche Ent. Zeits., 1876, p. 352, 395; Thibiat, Feuill. Nat., vi, p. 40; Kiesenwetter, Isis, 1878, p. 124; Reitter, Wien Ent. Zeit., vi, p. 85; Schmidt, Feuill. Nat., xiv, p. 39; Matthews, Biol. Centr. Amer., Col., ii (i), p. 90; Leconte & Horn, Class. Col., p. 79.
Cyrtoscalis, Hope, Col. Man., iii, 1840, p. 149.

japonicus, Harold, Deutsche Ent. Zeits., xxi, 1877, p. 345; Fairmaire, Ann. Soc. Ent. Fr., (5a.) viii, 1878, p. 89, t. 3, f. 5; Lewis, Ann. Mag. N. H., (6a.) xx, p. 339.
Hab. Middle China, Japan.

nepalensis, Hope, Gray's Zool. Misc., 1831, p. 21; Kraatz, Deutsche Ent. Zeits., 1877, p. 101; Harold, *l. c.*, p. 346; Dohrn, Stettin Ent. Zeit., xl, 1879, p. 459; Lewis, Ann. Mag. N. H., (5s) xx, 1887, p. 340.
Hab. India, Nepal.

ocellatus, Fairmaire, Ann. Soc. Ent. Fr. (6s.) viii, 1878, p. 90.
Hab. Middle China.

Genus **PTOMASCOPUS.**

Kraatz, Deutsche Ent. Zeits., xxi, 1877, p. 102.

plagiatus (Ménétriés), Motschulsky, Et. Ent., iii, 1854, p. 27; Kraatz, Deutsche Ent. Zeits., 1877, p. 102; Bedel, Bull. Soc. Ent. Fr., (6s.) i, p. cii.
Davidis, Fairmaire, Ann. Soc. Ent. Fr., (6s.) viii, 1878, p. 91.
plagiatipennis, Lewis, Ann. Mag. N. H., (5s.) iv, 1879, p. 460.
quadrimaculatus, Kraatz, Deutsche Ent. Zeits., xxi, 1877, p. 104.
Hab. China, Kiukiang, Pekin, Mongolia, Japan.

Genus **NECRODES.**

Leach, Zool. Misc., ii, 1815, p. 87; Lacord., Gen. Col., ii, p. 20, note; Mun. Cat., p. 720.

Asbolus, Voet, Cat. Col., 1806: teste Reitt., Wien Ent. Zeit., vi, p. 85; Bergroth, Berlin Ent. Zeit., xxviii, p. 229.
Diamesus, Hope, Col. Man., iii, 1840, p. 149.

osoulans, Vigors, Zool. Journ., i, 1825, p. 537, t. 20. f. 2; Lap. de Casteln., Hist. Nat., Col., ii, p. 3.
Hab. India, Bengal [*Ind. Mus.* Silhat].

Genus **SILPHA.**

Linnaeus, Syst. Nat., 1758, p. 569; Fabr., Syst. Ent., p. 72; Spec. Ins., i, p. 85; Mant. Ins., i, p. 48; Ent. Syst., i, p. 218; Syst. Eleuth., i, p. 330; Gmelin, i (4), p. 1620; Erichson, Käfer Mark Brand, ii, p. 226; Lap. de Casteln., Hist. Nat., Col.,

- ii, p. 4 : Lacord., Gen. Col., ii, p. 200 : Jacq. Duval, Gen. Col. Eur., i, p. 102, t. 83, f. 133 : Mun. Cat., p. 720 : Kraatz, Deutsche Ent. Zeits., 1876, p. 352 : Kiesenwetter, Isis, 1872, p. 124 : Karsch, Ent. Nachr., x, 1884, p. 221 : Reitter, Verh. Ver. Brunn., xxiii, p. 85 : Matthews, Biol. Centr. Amer. Col., ii (i), p. 94 : Leconte & Horn, Class. Col., p. 79.
- Blitophaga*, Reitter, Verh. Ver. Brunn., xxiii, 1885, p. 82.
- Dendrozena*, Motschulsky, Et. Ent., 1858, p. 125.
- Necrobora*, Hope, Col. Man., iii, 1840, p. 149.
- Necrophila*, Kirby, Faun. Bor. Amer., 1837, p. 102.
- Oiceoptoma*, Leach, Zool. Misc., iii, 1817, p. 74.
- Parasilpha*, Reitter, Verh. Ver. Brunn., xxiii, 1885, p. 76.
- Peltis*, Geoffroy, Ins. Paris., i, 1764, p. 117 : Reitter, Verh. Ver. Brunn., xxiii, p. 75.
- Phosphuga*, Leach, Zool. Misc., iii, 1817, p. 74.
- Pseudopelta*, Voet, Cat. Col., 1806 : Reitter, *l.c. supra*, p. 83.
- Ptomaphila*, Hope, Col. Man., iii, 1840, p. 149.
- Thanatophilus*, Leach, Zool. Misc., iii, 1817, p. 74.
- Xylodrepa*, Thomson, Skand. Col., i, 1859, p. 56 : Reitter, Wien Ent. Zeit., vi, p. 107.
- cyaneiventris** (*Oiceoptoma*), Motschulsky, Bull. Mosc., xlii (1), 1869, p. 348.
Hab. India.
- cyaneocincta** (*Oiceoptoma*), Fairmaire, Ann. Soc. Ent. Fr., (5s.) viii, 1878, p. 92.
Hab. India.
- loptera**, Redtenbacher, Hügel's Kasch., iv (2), 1844, p. 512.
Hab. Kashmir [*Ind. Mus.* N. India].
- melanura**, Hope, Gray's Zool. Misc., 1831, p. 21.
Hab. India, Nepal.
- minuta** (*Thanatophilus*) Kraatz, Deutsche Ent. Zeits., xx, 1876, p. 374.
Hab. Tibet.
- obscuriventris** (*Oiceoptoma*), Motschulsky, Bull. Mosc., xlii (1), 1864, p. 349.
Hab. India.
- rufithorax**, Wiedemann, Zool. Mag., ii (1), 1823, p. 171 : Harold, Deutsche Ent. Zeits., xxi, 1877, p. 347.
chloroptera, Lap. de Casteln., Hist. Nat. Col., ii, 1850, p. 5. Cochinchina.
formosa, Lap. de Casteln., Ann. Soc. Ent. Fr., 1832, p. 400. China.
var. *tetraspilota*, Hope, Trans. Zool. S. Lond., i, 1835, p. 93, t. 13, f. 3. Nepal.
Hab. India, Bengal, Poona, Nepal [*Ind. Mus.*, Sikkim].
- subcaudata**, Fairmaire, Ann. Soc. Ent. Belg., xxxii, 1888, p. 14.
Hab. Yunnan.
- viridis**, Motschulsky, Bull. Mosc., xxxiv (2), 1861, p. 628 ; *id.*, *ib.*, xlii (1), p. 349.
coelestis, Dohrn, Stettin Ent. Zeit., xxxvi, 1875, p. 81. Philippines.
superba, Kraatz, Deutsche Ent. Zeits., xx, 1876, p. 374. Philippines.
Hab. Philippines, Luzon, Manilla.

Genus **NODYNUS.**

Waterhouse, Trans. Ent. S. Lond., 1876, p. 12.

nitidus, Waterhouse, *l.c.*, p. 13.

Hab. India.

Genus **APATETICA.**

Hope, Westwood, Cab. Or. Ent., 1843, p. 86 : Lacord., Gen. Col., ii, p. 206 : Mun. Cat., p. 725.

brunnipes, Ritsema, Notes Leyden Mus., i, 1879, p. 46 ; *id.*, *ib.*, vi, p. 134.

spinipennis (Idiocheila), Frivaldaky, Term. Fiz., vi, 1883, p. 137, t. 1, f. 4.

Hab. Sumatra, Borneo.

leblويدes (Hope), Westwood, Cab. Or. Ent., 1843, p. 86, t. 41, f. 9a-c.

Hab. Himálaya.

nitiduloides, Westwood, Proc. Ent. S. Lond., 1864, p. 11 ; *id.*, Thes. Ent. Oxon., 1874 p. 69, t. 5, f. 11.

Hab. Java.

Genus **CHOLEVA.**

Latreille, Précis Caract. Ins. 1796, p. 14 : Spence, Tran. Linn. S. Lond., xi, (1809)

1815, p. 133 : Jacq. Duval, Gen. Col. Eur., i, p. 105, t. 34, f. 170 : Kraatz, Stettin,

Ent. Zeit., 1852 : Lacord., Gen. Col., ii, p. 209 : Murray, Ann. Mag. N. H., (2s.)

xviii, 1856, p. 4, 12 : Mun. Cat., p. 726 : Matthews, Biol. Centr. Amer., Col., ii (i)

p. 98 : Leconte & Horn, Class. Col., p. 81.

Sciadrepa, Thomson, Skand. Col., i, p. 60 ; iv, p. 66, 1859.

vestita, Murray, Ann. Mag. N. H., (2s.) xviii, 1856, p. 303.

Hab. India.

Genus **CATOPSIMORPHUS.**

Aubé, Ann. Soc. Ent. Fr., (2s.) viii, 1850, p. 324 : Schaum, Wieg. Arch., (2) 1851,

p. 176 : Jacq. Duval, Gen. Col. Eur., i, p. 106, t. 35, f. 172 : Lacord., Gen. Col., ii,

p. 210.

Attiscurra, Gozis, Recherche, 1886, p. 17.

Attumbra, Gozis, *l.c.*, p. 17.

Catopomorphus, Mun. Cat., p. 731.

naviocornis, Motschulsky, Bull. Mosc., xxxvi (2), 1863, p. 437.

Hab. Ceylon.

Genus **CLAMBUS.**

Fischer, Ent. Imp. Russ., i, 1820, Gen., p. 52 : Lacord., Gen. Col., ii, p. 222 : Jacq.

Duval, Gen. Col. Eur., i, p. 113, t. 38, f. 188 : Mun. Cat., p. 740 : Matthews, Biol.

Centr. Amer. Col., ii (i), p. 73 : Leconte & Horn, Class. Col., p. 83.

Sternuchus, Leconte, Agassiz Lake Sup., 1850, p. 222.

pumilus, Motschulsky, Bull. Mosc., xxxvi (2), 1863, p. 480.

Hab. Ceylon.

Family **CORYLOPHIDÆ.**

Catalogue of the Insecta of the Oriental Region, No. 9. Order Coleoptera,
Family CORYLOPHIDÆ—By E. T. ATKINSON, B. A.

Matthews places this family close to the Silphidæ, but would separate *Aphanocephalus* as a distinct family (*Pseudocorylophidæ*) to be placed near the Coccinellidæ. Leconte observes that 'the wings fringed with long hairs give this family a certain affinity with the Trichopterygidæ, while the loose antennal club, and the comparatively small size of the fourth joint from the end, in several genera, show an unmistakeable resemblance to *Anisostoma*, and other small Silphidæ. The form of the mandibles and the structure of the tarsi, however, distinguish this family from all allies.' Jacquelin Duval, forms two groups:—*Corylophini* in which the head is entirely hidden beneath the anterior margin of the pronotum, broadly rounded and dilated in front; more or less rounded before the eyes. *Orthoperini* in which the head is more or less exposed in front of the anterior margin of the pronotum which is more or less emarginate; abruptly contracted before the eyes. In his description of the species of the family that occur in Central America (Biol. Centr. Amer., Col., ii (i), p. 12) Matthews forms several tribes that need not be noticed here.

Family **CORYLOPHIDÆ.**

Wollaston Ins. Mader., 1854, p. xxx: (*Corylophides*) Jacq. Duval, Gen. Col. Eur., ii, p. 229: Chapuis, Gen. Col., xii, p. 269: Mun. Cat., p. 3818: Leconte & Horn, Class. Col., 1883, p. 112: Matthews, Ann. Mag. N. H., (6s.) xix, 1887, p. 106; *id.*, Biol. Centr. Amer., Col., ii (i), 1887, p. 12.

Clypeastrides, Jacq. Duval, Ann. Soc. Ent. Fr., (8s.) v, 1857, p. 98:
 (*Clypeastres*) Redtenbacher, Fauna Austr., ed. 1, p. 572.

Genus **SACIUM.**

Leconte, Proc. Acad. Nat. Sci., Philad., vi, 1862, p. 144; Class. Col., 1888, p. 113:
 Jacq. Duval, Gen. Col. Eur., ii, p. 230, t. 56, f. 277: Matthews, Biol. Centr. Amer., Col., ii (i) p. 108.

?= *Clypeaster*, Latreille, Règne Anim., 2 ed., v, 1829, p. 162: Mun. Cat., p. 3820.

bifasciatum, Motschulsky, Et. Ent., vii, 1858, p. 122.

Hab. India.

convexiusculum, Motschulsky, *l.c.*, p. 122.

Hab. India.

indicum, Motschulsky, *l.c.*, p. 122.

Hab. India.

luridum, Motschulsky, Bull. Mosc., xxxix (2), 1866, p. 426.

Hab. Ceylon.

picipenne, Motschulsky *l.c.*, p. 426.

Hab. Ceylon.

unifasciatum, Motschulsky, Et. Ent., vii, 1858, p. 121.

Hab. India.

Genus **ARTHROLIPS**.

Wollaston, Ins. Mader., 1854, p. 475 : Jacq. Duval, Gen. Col. Eur., ii, p. 231, t. 66, f. 279 : Mun. Cat., p. 8819 : Leconte & Horn, Class. Col., 1883, p. 113.

bimaculatus, Matthews, Ann. Mag. N. H., (5s.) xix, 1887, p. 106.

Hab. Burma.

croceus, Matthews, *l.c.*, p. 107.

Hab. Siam.

flavicollis, Matthews, *l.c.*, p. 107.

Hab. Java.

rotundatus, Matthews, *l.c.*, p. 106.

Hab. Borneo.

semipunctatus, Matthews, *l.c.*, p. 107.

Hab. Java.

suffusus, Matthews, *l.c.*, p. 106.

Hab. China.

Genus **GLOESOMA**.

Wollaston, Ins. Mader., 1865, p. 480 : Mun. Cat., p. 8819.

Moronillus, Jacq. Duval., Bull. Soc. Ent. Fr., 1854, p. 37 : *id.*, Gen. Col., ii, p. 234.

? = *Rhyphobius*, Leconte, Proc.-Acad. Nat. Sci. Philad. vi, 1852, p. 42 : Leconte & Horn, Class. Col., 1883, p. 113.

orientale (*Moronillus*), Motschulsky, Bull. Mosc., xxxix (2), 1866, p. 427.

Hab. Ceylon.

Genus **SERICODERUS**.

Stephens, Ill. Brit. Ent., ii, 1829, p. 188 : Jacq. Duval, Gen. Col. Eur., ii, p. 232 : Mun. Cat., p. 8819 : Leconte & Horn, Class. Col., p. 113 : Matthews, Biol. Centr. Amer., Col., ii (i), p. 117.

Gryphinus, Redtenbacher, Fauna Austriaca, 1849, p. 50.

infuscatus, Motschulsky, Bull. Mosc., xxxix (2), 1866, p. 426.

Hab. Ceylon.

Genus **PELTINUS**.

Mulsant, Opusc. Ent., xii, 1861, p. 137 : Mun. Cat., p. 8820.

orientalis, Matthews, Ann. Mag. N. H., (5s.) xix, 1887, p. 109.

Hab. Java.

Genus **CORYLOPHODES**.

Matthews, Ent. Mon. Mag., xxii, 1885, p. 60.

unicolor, Matthews, Ann. Mag. N. H., (5s.) xix, 1887, p. 109.

Hab. Java.

Genus **CATOPTYX**.

Matthews, Ann. Mag. N. H., (5s.) xix, 1887, p. 111.

Bowringii, Matthews, *l.c.*, p. 112.

Hab. Java.

Genus **APHANOCEPHALUS**.

Wollaston, Ent. Mon. Mag., ix, 1873, p. 278.

disimilis, Matthews, Ann. Mag. N. H., (5s.) xix, 1887, p. 115.

Hab. China.

quadrimaculatus, Matthews, *l.c.*, p. 114.

Hab. Penang.

vitreus, Matthews, *l.c.*, p. 114.

Hab. China.

÷

? *alutaceum* (*Sacium*), Matthews, *l.c.* p. 106.

Hab. Maldonado.

Family **SCYDMÆNIDÆ**.

Catalogue of the Insecta of the Oriental Region. Order Coleoptera, No. 10,

Family SCYDMÆNIDÆ—By E. T. ATKINSON, B. A.

The *Scydmaenidæ* are small, shining insects, usually ovate, of a brown colour, more or less clothed with erect hairs. It is only of late years that many have been recorded from the Oriental Region. Schaufuss, in 1866, gave the bibliography up to that date in his Monograph. In 1882, Reitter sub-divided the family into five tribes:—*Chevrolatini*, *Cephenini*, *Scydmaenini*, *Eumicrini*, and *Mastigini*, and, since then, has suggested that the name *Eumicrus*, Lap., should be changed into *Scydmaenus*, whilst for the *S. Godartii* series to which that name had been applied, the name *Cyrtoscydmus* Motsch., should be used. This proposal has not received such acceptance as to warrant its adoption here. The insects of this family are found near water, under stones, in ants' nests and under bark, and occasionally flying in the dusk. Leconte notices that the *Scydmaenidæ* differ from the *Pselaphidæ*, to which they are closely allied, by the long elytra and the conical distant posterior coxæ. The Indian Museum does not possess any specimens from the Oriental Region.

The following undescribed species of Motschulsky have been omitted from this Catalogue :—

- Eumicrus glabriculus*, Bull. Mosc., xlii (1), 1869, p. 253, Ceylon.
Scydmaenus incrassatus, l. c., p. 264. India.
 „ *longipalpis*, l. c., p. 268. India.
 „ *quadrifoveolatus*, l. c., p. 266. India.
 „ *subangulosus* l. c., p. 264. India.

Principal works referred to.

Motschulsky, V. :—

Bull. Mosc., 1827, p. 120 ; xviii, 1845, p. 48 ; xxvi (4), 1851, p. 502 ; xxxvi (2), 1863, p. 425 ; xlii (1), 1869, p. 252.

Études Entomologiques, i, 1853, p. 16 ; iii, 1854, p. 4 ; iv, 1855, p. 14 ; v, 1856, p. 26 ; vi, 1857, p. 67 ; vii, 1858, p. 29 ; viii, 1859, p. 131.

Reitter E. :—

‘Scydmaeniden Fauna von Java und Borneo’ in Verhandlungen der Kaiserlich-Königlichen Zoologisch-botanischen Gesellschaft in Wien, xxxii, 1882, p. 283 ; *ib.*, xxxiii, p. 387.

Bestimmungs-tabellen der Europäischen Coleopteren, v, l. c., xxxi, p. 543.

Schaufuss, L. W. :—

Mon. ‘Monographie der Scydmaeniden Central und Südamerika’ in Novorum Actorum Academiæ Cæsareæ Leopoldino-Carolinæ Germanicæ Naturæ Curiosorum, xxxiii (4 dec : iv), Dresden, 1866.

Die Scydmaeniden Nord. Ost Africa’s, der Sunda-Inseln und New Guinea’s, in Ann. Mus. Civ. Gen., (2a.) i, 1883, p. 387. With this may be read ‘Bemerkungen’ by E. Reitter, in Deutsche Ent. Zeita., 1885, p. 152.

‘Neue Scydmaeniden,’ in Deutsche Ent. Zeits., xxxiii, 1889, p. 1.

Schaum, R. :—

Analecta Entomologica. Halle, 1841, and also as ‘Symbolæ ad monographiam Scydmaenorum Insectorum generis.’

Family SCYDMAENIDÆ.

Leach, Edinb. Encyc., 1815 : Westwood, Mod. Class. Ins., i, 1839, p. 279 : Lacord., Gen. Col., ii, p. 183 : Jacq. Duval, Gen. Col. Eur., i, p. 119 : Schaufuss, *Mon.*, 1866, p. 27 ; Ann. Mus. Civ. Gen., (2a.) i, 1883, p. 387 : Reitter, Ins. Deutschl., iii, 1883, p. 140 : Leconte & Horn, Class. Col., 1883, p. 83 : Sharp, Biol. Centr. Amer., Col., ii (1), 1887, p. 46.

Genus CEPHENNIUM.

Müller & Kunze, Monograph, Schrift. Ges. Leips., i, 1822, p. 188 : Lacord., Gen. Col., ii, p. 188 : Jacq. Duval, Gen. Col. Eur., i, p. 122, t. 89, f. 193 : Motschulsky, Bull. Mosc., xlii (1), 1869, p. 270 : Reitter, Verh. Zool. bot. Ges. Wien, xxxi, 1881, p. 543, 547 : Leconte & Horn, Class. Col., p. 84.

Cephenarium, Reitter, Verh. Zool. Wien, l. c. *supra*, p. 554.

Geoyles, Sauley, Ann. Soc. Ent. Fr., (4s.) iv, 1864, p. 256 : Mun. Cat., p. 714 : Reitter, l. c., p. 551.

Megaladerus, Stephens, Ill. Brit. Ent., v, 1835, App. p. 428 : King ;
Motschulsky ; Reitter, *l.c.*, p. 547.

Microdema, Lap. de Casteln., Hist. Nat., Col., i, 1840, p. 209.

Nanophthalmus, Motschulsky, Bull. Mosc., xxiv (4), 1851, p. 506 : Reitter,
l.c., p. 554.

festivum, Schaufuss, Deutsche Ent. Zeits., xxxiii, 1889, p. 27.

Hab. Singapur.

ovatum (*Scydmaenus*), Nietner, Jl. As. Soc. Beng., xxv, 1856, p. 553 ; *id.*, Ann. Mag.
N. H., (2a.) xx, 1857, p. 189 : Schaufuss, Ann. Mus. Civ. Gen., (2a.) i, 1883,
p. 394.

breviusculus, Motschulsky, Et. Ent., vii, 1858, p. 32.

Hab. Ceylon, Nuwara Eliya.

RaTrayii, Schaufuss, Deutsche Ent. Zeits., xxxiii, 1889, p. 29.

Hab. Singapur.

Genus CEPHENNODES.

Reitter, Verh. Zool. bot. Ges. Wien, xxxiii, 1883, p. 420.

Simonis, Reitter, *l.c.*, p. 421.

Dorias (*Cephennum*), Schaufuss, Ann. Mus. Civ. Gen., (2a.) i, 1883, p.
422.

Hab. Borneo, Tameangleiang.

Genus EUCONNUS.

Thomson, Skand. Col., iv, 1862, p. 88 : Schaufuss, *Mon.*, 1866, p. 29 : Reitter, Ins.

Deutschl., iii, (2), 1882, p. 178 ; Verh. Zool. bot. Ges. Wien, xxxi, 1881, p. 572 ; *ib.*

xxxii, p. 298 ; xxxiii, p. 421 : Sharp, Biol. Centr. Amer., Col., ii, 1887, p. 47.

subg. *Leptocharis*, Reitter, Deutsche Ent. Zeits., 1887, p. 275.

„ *Napoehus*, Thomson, Skand. Col., i, p. 67 ; iv, p. 87, 1859 : Reitter, Verh.
Wien, *l.c. supra*, p. 573.

„ *Tetramelus*, Motschulsky, Bull. Mosc., xlii (1), 1869, p. 257 : Reitter,
l.c. supra, p. 578.

angusticeps (*Scydmaenus*), Nietner, Jl. As. Soc. Beng., xxv, 1856, p. 543 ; Ann.

Mag. N. H., (2a.) xx, p. 189 : Schaufuss, Nunq. Otios., iii, p. 560.

latipennis (*Scydmaenus*), Motschulsky, Et. Ent., vii, 1858, p. 29.

Hab. Ceylon.

bataavianus, Reitter, Verh. Zool. bot. Ges. Wien, xxxii, 1882, p. 299.

Hab. Batavia.

bradypodus (*Scydmaenus*), Schaufuss, Ann. Mus. Civ. Gen., (2a.) i, 1884, p. 391,
402.

Hab. Borneo, Sarawak.

Charon, Reitter, Verh. Zool. bot. Ges. Wien, xxxiii, 1883, p. 423.

Hab. Borneo, Telang.

- stannomomus* (*Scydmaenus*), Schaum, Analect. Ent. Symb., 1841, p. 21.
Hab. India, Bengal.
- navigeroides* (*Napochus*), Reitter, *l.c. supra*, xxxiii, 1883, p. 423.
Hab. Borneo, Telang.
- crassiceps*, Reitter, *l.c.*, xxxii, 1882, p. 301 : Schaufuss, Ann. Mus. Civ. Gen., (2s.) i, p. 389.
Hab. Batavia.
- dichrous*, Reitter, *l.c. supra*, xxxii, 1882, p. 301 : Schaufuss, *l.c. supra*, p. 389.
Hab. Borneo, Tumbang Hiang.
- discedens*, Reitter, *l.c. supra*, xxxiii, 1883, p. 424.
Hab. Borneo, Telang.
- dolosus*, Reitter, *l.c. supra*, xxxii, 1882, p. 300.
Hab. Batavia.
- emicroides*, Reitter, *l.c.*, xxxiii, 1883, p. 424.
Hab. Borneo, Telang.
- extensicornis* (*Scydmaenus*), Motschulsky, Bull. Mosc., xxxvi (2), 1863, p. 429; *ib.* xlii (i), p. 267.
Hab. Ceylon.
- fallax*, Reitter, Verh. Zool. bot. Ges. Wien, xxxii, 1882, p. 302 : Schaufuss, Ann. Mus. Civ. Gen., (2s.) i, p. 389.
Hab. Batavia.
- favorabilis*, Reitter, *l.c. supra*, xxxiii, 1883, p. 424.
Hab. Borneo, Tameangleiang.
- flavidulus* (*Scydmaenus*), Motschulsky, Bull. Mosc., xxiv (4), 1857, p. 505; *ib.* xlii (i), p. 268.
Hab. India.
- fractionis*, Schaufuss, Ann. Mus. Civ. Gen., (2s.) i, 1883, p. 389, 395.
Hab. Borneo, Sarawak.
- glandulicornis* (*Scydmaenus*), Motschulsky, Bull. Mosc., xxxvi (2), 1863, p. 428; *ib.*, xlii (i), p. 267.
Hab. Ceylon.
- glanduliferus*, Nietner, Jl. As. Soc. Beng., xxv, 1856, p. 551; *ib.*, Ann. Mag. N. H. (2s.) xx, 1857, p. 187; Schaufuss, Ann. Mus. Civ. Gen., (2s.) i, 1883, p. 390.
Nietneri, Motschulsky, Et. Ent., vii, 1858, p. 80.
Hab. Ceylon.
- globiceps*, Reitter, Verh. Zool. bot. Ges. Wien, xxxii, 1882, p. 300 : Schaufuss, *l.c. supra*, p. 390.
Hab. Borneo, Tumbang Hiang.
- graminicola*, Nietner, Jl. As. Soc. Beng., xxv, 1856, p. 551; *ib.*, Ann. Mag. N. H. (2s.) xx, 1857, p. 188 : Schaufuss, *l.c. supra*, p. 389.
falsatus, Reitter, Verh. Zool. bot. Ges. Wien, xxxii, 1882, p. 301.
Hab. Ceylon, Batavia.

- grandis*, Motschulsky, Bull. Mosc., xxiv (4), 1851, p. 50.
Hab. India.
- laevissimus*, Motschulsky, *l.c.*, p. 504.
Hab. India.
- longipilis* (*Napochus*), Reitter, Verh. Zool. bot. Ges. Wien, xxxii, 1882, p. 299.
Hab. Batavia.
- inculus* (*Napochus*), Reitter, Verh. *l.c.* xxxiii, 1883, p. 423.
Hab. Java.
- megamelas* (*Scydmaenus*), Walker, Ann. Mag. N. H., (3a) iii, 1859, p. 52.
Hab. Ceylon.
- nigripalpis*, Schaufuss, Ann. Mus. Civ. Gen., (2a) i, 1883, p. 389, 395.
Hab. Borneo, Sarawak.
- nigritulus*, Reitter, Verh. Zool. bot. Ges. Wien, xxxiii, 1883, p. 426.
Hab. Borneo, Telang.
- pillicollis* (*Scydmaenus*), Motschulsky, Bull. Mosc., xxiv (4), 1851, p. 505; *ib.*, xlii (i), p. 268.
Hab. India.
- pubescens*, Nietner, Jl. As. Soc. Ben., xxv, 1856, p. 550; *id.*, Ann. Mag. N. H., (2a) xx, 1857, p. 186.
Hab. Ceylon:
- pygmaeus*, Nietner, Jl., *l.c.*, p. 550; *id.*, Ann., *l.c.*, p. 187; Motsch., Bull. Mosc., xlii (i), p. 266.
Hab. Ceylon.
- pyriformis*, Nietner, Jl. *l.c.*, p. 552; *id.*, Ann. *l.c.*, p. 188; Schaufuss, Tijds. v. Ent. xxv, 1882, p. 75; *id.*, Notes Leyden Mus., iv, p. 156; Ann. Mus. Civ. Gen., (2a) i, 1883, p. 390, 394.
brunneipennis, Motschulsky, Et. Ent., vii, 1853, p. 30; *id.*, Bull. Mosc., xxxvi (2), 1863, p. 428; *ib.*, xlii (i), p. 265.
Hab. Ceylon, Java, Sumatra, Celebes.
- quinquefoveolatus* (*Scydmaenus*), Motschulsky, Bull. Mosc., xxxvi (2), 1863, p. 427.
? = *pyriformis*, *q. v.*
Hab. Ceylon.
- rufescens* (*Scydmaenus*), Motschulsky, *l.c.*, xxiv (4), 1851, p. 504; *ib.*, xlii (i), p. 264.
? = *pyriformis*, *q. v.*
Hab. India.
- seminudus*, Schaufuss, Ann. Mus. Civ. Gen., (2a) i, 1883, p. 390, 398.
Hab. Bali.
- semisulcatus*, Reitter, Verh. Zool. bot. Ges. Wien, xxxiii, 1883, p. 425.
Hab. Batavia, Pengaron.
- simulator*, Reitter, *l.c.*, xxxii, 1882, p. 302; Schaufuss, Ann. Mus. Civ. Gen., (2a) i, 1883, p. 389.
Hab. Java, Batavia

singalensis, Schaufuss, Ann. Mus. Civ. Gen., (2a.) i, 1888, p. 390, 401.

Hab. Sumatra.

sparsulus, Reitter, Verh. Zool. bot. Ges. Wien, xxxiii, 1883, p. 425.

Hab. Java, Batavia, Barabeli.

telangensis, Reitter, *l.c.*, xxxiii, 1883, p. 425.

Hab. Borneo, Telang.

tetratoma, Reitter, *l.c.*, xxxii, 1882, p. 300.

Hab. Borneo, Tumbang Hiang.

transversicornis (*Scydmaenus*), Motschulsky, Bull. Mosc., xxxvi (2), 1863, p. 426 :

(*Tetramelus*) *id.*, *l.c.*, xlii (i), p. 257.

Hab. Ceylon.

trichocerus (*Scydmaenus*), Motschulsky, *l.c.*, xxiv (4), 1851, p. 504; *ib.*, xlii (i), p. 265.

Hab. India.

trinodis (*Scydmaenus*), Motschulsky, Et. Ent., vii, 1858, p. 32; *ib.*, xlii (i), p. 266.

Hab. Ceylon.

villosus (*Scydmaenus*), Motschulsky, Bull. Mosc., xxiv (4), 1851, p. 504; *ib.*, xlii (i), p. 267.

Hab. India, Bombay.

Genus ELACATAPHORA.

Schaufuss, Ann. Mus. Civ. Gen., (2a.) i, 1888, p. 403.

robusta, Schaufuss, *l.c.*, p. 391, 404.

Hab. Java.

Genus EUMICRUS.

Lap. de Casteln., Hist. Nat. Ins. Col., i, 1840, p. 209 : Lacord., Gen. Col., ii, p. 187 : Jacq. Duval, Gen. Col. Eur., i, p. 120, t. 39, f. 192 : Motsch., Bull. Mosc., xlii (i), 1869, p. 257 : Reitter, Ins. Deutsch., iii (2), p. 194 : Sharp, Biol. Centr. Amer., Col., ii, p. 64 : Schaufuss, *Mon.*, p. 80; *id.*, Berlin. Ent. Zeit., xxi, 1887, p. 316 : Leconte & Horn, Class. Col., p. 84 : Sharp, Biol. Centr. Amer., Col., ii (i), 1887, p. 64.

subg. { *Eumicrus*, Laporte de Casteln., *l.c. supra* : Reitter, Verh. Zool. bot. Ges. Wien, xxxi, p. 581; Wien Ent. Zeit. vi, p. 140 : type, *tersatus*, Müller & Kunze, 1822.

{ *Microstemma*, Motschulsky, Et. Ent., 1857, p. 57; Bull. Mosc., xlii (i), 1869, p. 259.

subg. *Eustemma*, Reitter, Verh. Zool. bot. Ges. Wien, xxxii, 1882, p. 582; Wien Ent. Zeit. vi, 1887, p. 141 : type *Olivieri*, Reitter, Wien Ent. Zeit. *l.c.*

subg. { *Scydmaenus*, Reitter, Wien Ent. Zeit. *l.c.*, p. 143 : type, *Hellwigii* Fabr.
{ *Cholerus* Thomson, Skand. Col., iv, 1862, p. 77. type, *rufus*, Müller & Kunze.

{ *Heterognathus*, King, Trans. Ent. S. N. S. Walen, i, 1864, p. 91 : Reitter, Verh. Zool. bot. Ges. Wien, xxxi, p. 583.

- † *Cyrtoscydmus*, Motschulsky, Bull. Mosc., xlii (1), 1869, p. 260; Reitter, Verh. Zool. bot. Ges. Wien, xxxi, 1881, p. 567.
- Pseudomicrus*, Motschulsky, l.c., xxxvi (2), 1868, p. 425; *ib.*, xlii (1), 1869, p. 258.
- † *Stenichnus*, Thomson, Skand. Col., i, 1859, p. 61; iv, p. 85; Reitter, Verh. Wien, l.c. *supra*, p. 570.
- [Motschulsky (in 1869) proposed the Genus *Cyrtoscydmus* for those species of *Scydmaenus* that have narrow, indistinctly toothed, falciform mandibles, feebly clavate antennae and apterous females, and compared with the true *Scydmaenus*, a generally less annular form, more strongly punctured and more evenly pubescent surface; a cordate thorax, more convex in front, with large basal forecoxae, and anterior tibiae more or less triangularly dilated (type *S. Godartii*, Latreille).]
- advolans*, Nietner, Jl. As. Soc. Beng., xxv, 1856, p. 549; Ann. Mag. N. H., (2s.) xx, p. 185.
Hab. Ceylon.
- agilis*, Reitter, Verh. Zool. bot. Ges. Wien, xxxiii, 1883, p. 427; Schaufuss, Ann. Mus. Civ., Gen., (2s.) i, 1883, p. 393.
Hab. Borneo, Tameangleiang.
- alatus*, Nietner, Jl. As. Soc. Beng., xxv, 1856, p. 543; Ann. Mag. N. H., (2s.) xx, p. 180; Schaufuss, Nunq. Ot., iii, p. 562.
Hab. Ceylon.
- aurifer*, (*Scydmaenus*), Schaufuss, Deutsche Ent. Zeits., xxxiii, 1889, p. 41.
Hab. Singapur.
- birmanicus* (*Eumicrus*), Motschulsky, Bull. Mosc., xxiv (4), 1851, p. 504; *id.* (*Microstoma*), l.c., xli (1), 1869, p. 260.
Hab. India.
- capillaris* (*Cyrtoscydmus*), Schaufuss, Deutsche Ent. Zeits., xxxiii, 1889, p. 20.
Hab. Singapur.
- centurionis* (*Cyrtoscydmus*), Schaufuss, l.c., p. 11.
Hab. Singapur.
- ceylanicus*, Nietner, Jl. As. Soc. Beng., xxv, 1856, p. 545; *id.*, Ann. Mag., N. H., (2s.) xx, p. 182; Schaufuss, Nunq. Otios., iii, p. 562.
crassicornis, Motschulsky, Et. Ent., vii, 1858, p. 29; Bull. Mosc., xlii (1), p. 258.
Hab. Ceylon.
- cohaerens*, Schaufuss, Ann. Mus. Civ. Gen., (2s.) i, 1883, p. 392, 409.
Hab. Borneo.
- concinatus* (*Cyrtoscydmus*), Schaufuss, Deutsche Ent. Zeits., xxxiii, 1889, p. 12.
Hab. Singapur.
- conifer* (*Cyrtoscydmus*), Schaufuss, l.c., p. 16.
Hab. Singapur.
- convexus*, Schaufuss, Ann. Mus. Civ. Gen., (2s.) i, 1883, p. 393, 416.
Hab. Borneo.

- cyrtocerus** (*Scydmaenus*), Motschulsky, Et. Ent., vii, 1858, p. 31 : *id.*, Bull. Mosc., xlii, (i), p. 267.
Hab. Ceylon.
- deolinatus**, Reitter, Verh. Zool. bot. Ges. Wien, xxxiii, 1883, p. 427 : Schaufuss, Ann. Mus. Civ. Gen., (2s.) i, 1883, p. 393.
Hab. Borneo, Tameangleiang.
- diversepilosus**, Schaufuss, Deutsche Ent. Zeits., xxxiii, 1889, p. 42.
Hab. Singapur.
- Doris**, Schaufuss, Ann. Mus. Civ. Gen., (2s.) i, 1884, p. 419.
Hab. Sumatra.
- epopsinus**, Schaufuss, Tijds. v. Ent., xxv, 1882, p. 74 ; Notes Leyden Mus., iv, p. 155.
Hab. Batavia.
- extensionis** (*Scydmaenus*), Schaufuss, Deutsche Ent. Zeits., xxxiii, 1889, p. 40.
Hab. Singapur.
- feminus** (*Cyrtoscydmus*), Schaufuss, *l.c.*, p. 3.
Hab. Singapur.
- femoralis**, Nietner, Jl. As. Soc. Beng., xxv, 1856, p. 544 ; *id.*, Ann. Mag. N. H., (2s.) xx, 1857, p. 182 : Schaufuss, Nunq. Otios., iii, p. 562.
Hab. Ceylon.
- glicornis**, Schaufuss, Ann. Mus. Civ. Gen., (2s.) i, 1893, p. 393, 414.
Hab. Java.
- frontalis**, Reitter, Verh. Zool. bot. Ges. Wien, xxxiii, 1883, p. 426.
Hab. Borneo, Tameangleiang.
- glandulifer** (*Cyrtoscydmus*), Deutsche Ent. Zeits., xxxiii, 1889, p. 14.
Hab. Singapur.
- intermedius**, Nietner, Jl. As. Soc. Beng., xxv, 1856, p. 546 ; *id.*, Ann. Mag. N. H., (2s.) xx, p. 183 : Schaufuss, Nunq. Otios., iii, p. 562.
Hab. Ceylon.
- laborator** (*Cyrtoscydmus*), Schaufuss, Deutsche Ent. Zeits., xxxiii, 1889, p. 13.
Hab. Singapur.
- lanuginosus**, Reitter, Verh. Zool. bot. Ges. Wien, xxxii, 1882, p. 302 : Schaufuss, Ann. Mus. Civ. Gen., (2s.) i, 1883, p. 393.
Hab. Borneo, Tambang Hiang.
- longicornis**, Motschulsky, Bull. Mosc., xxiv (4), 1851, p. 503 ; (*Pseudomierus*) *id.*, xli (i), p. 259.
Hab. India.
- manditoranus**, Schaufuss, Ann. Mus. Civ. Gen., (2s.) i, 1883, p. 392, 408.
Hab. Borneo, Sumatra.
- obtusus**, Motschulsky, Bull. Mosc., xxiv (4), 1851, p. 503 ; *id.*, *l.c.*, xlii (1), p. 258.
Hab. India.
- ocularis** (*Cyrtoscydmus*), Schaufuss, Deutsche Ent. Zeits., xxxiii, 1889, p. 12.
Hab. Singapur.

- ovicolis**, Schaufuss, Ann. Mus. Civ. Gen., (2s.) i, 1883, p. 392, 410.
Hab. Singapur.
- pilipennis** (*Pseudomiarus*), Motsch., Bull. Mosc., xxxvi (2), 1863, p. 425 : Reitter,
Wien Ent. Zeit., i, 1882, p. 139.
Hab. Ceylon.
- plutus**, Motschulsky, Bull. Mosc., xxiv (4), 1851, p. 504 ; (*Pseudomiarus*) *ib.*, xli (1),
p. 259.
Hab. India, Bengal.
- potior**, Reitter, Verh. Zool. bot. Ges. Wien, xxxiii, 1884, p. 427.
Hab. Borneo, Telang.
- procer** (*Scydmaenus*), Motschulsky, Et. Ent., vii, 1858, p. 30 ; *ib.*, Bull. Mosc., xlii (1),
p. 266.
Hab. Ceylon ? Columbia ?
- pselaphoides**, Nietner, Jl. As. Soc. Beng., xxv, 1856, p. 547 ; *ib.*, Ann. Mag. N. H.,
(2s.) xx, 1857, p. 184 : Schaufuss, Nunq. Otios., iii, p. 562.
Hab. Ceylon.
- rudicus** (*Cyrtoscydmus*), Schaufuss, Deutsche Ent. Zeits., xxxiii, 1889, p. 6.
Hab. Singapur.
- pumilio** (*Cyrtoscydmus*), Schaufuss, *l.c.*, p. 6.
Hab. Singapur.
- regularis** (*Scydmaenus*), Schaufuss, *l.c.*, p. 41.
Hab. Singapur.
- rugulus** (*Cyrtoscydmus*), Schaufuss, *l.c.*, p. 6.
Hab. Singapur.
- Reitterii**, Schaufuss, Ann. Mus. Civ. Gen., (2s.) i, 1883, p. 392, 407.
Hab. Java.
- sericoecollis**, Motschulsky, Bull. Mosc., xxiv (4), 1851, p. 503 ; (*Pseudomiarus*) *ib.*,
xli (1), p. 259.
Hab. India.
- similis** (*Scydmaenus*), Schaufuss, Deutsche Ent. Zeits., xxxiii, 1889, p. 39.
Hab. Singapur.
- stimulus**, Reitter, Verh. Zool. bot. Ges. Wien, xxxiii, 1884, p. 427.
Hab. Borneo, Telang.
- subsimilis**, Schaufuss, Ann. Mus. Civ. Gen., (2s.) i, 1883, p. 393, 415.
Hab. Borneo, Sarawak.
- tenulicornis**, Schaufuss, *l.c.*, p. 393, 416.
Hab. Java.
- timendus** (*Cyrtoscydmus*), Schaufuss, Deutsche Ent. Zeits., xxxiii, 1889, p. 4.
Hab. Singapur.
- uncinatus**, Schaufuss, Ann. Mus. Civ. Gen., (2s.) i, 1883, p. 393, 419.
Hab. Sumatra.
- vittatus** (*Cyrtoscydmus*), Schaufuss, Deutsche Ent. Zeits., xxxiii, 1889, p. 11.
Hab. Singapur.

Genus **HORAEOMORPHUS**.

Schaufuss, *Deutsche Ent. Zeits.*, xxxiii, 1889, p. 21.

gumicroides, Schaufuss, *l.c.*, p. 21.

Hab. Singapur.

Genus **SYNDICUS**.

Motschulsky, *Bull. Mosc.*, xxiv (4), 1861, p. 502 : *id.*, xlii (1), 1869, p. 259 : Schaufuss, *Ann. Mus. Civ. Gen.*, (2a.) i, 1883, p. 404.

paeninsularis, Schaufuss, *Deutsche Ent. Zeits.*, xxxiii, 1889, p. 22.

Hab. Singapur.

pilicornis, Motschulsky, *Bull. Mosc.*, xxiv (4), 1861, p. 503 : Schaufuss, *Ann. Mus. Civ. Gen.*, (2a.) i, 1883, p. 391.

principulus, Schaufuss, *Hor. Ent. Ross.*, xxi, 1887, p. 114.

Hab. Sumatra.

sumatrensis, Schaufuss, *Ann. Mus. Civ. Gen.*, (2a.) i, 1883, p. 391, 405.

Hab. Sumatra, Mt. Singalan.

Genus **GLANDULARIA**.

Schaufuss, *Deutsche Ent. Zeits.*, xxxiii, 1879, p. 3.

appendiculata, Schaufuss, *l.c.*, p. 25.

Hab. Singapur.

Erichsonii, Schaufuss, *l.c.*, p. 24.

Hab. Singapur.

tricatoris, Schaufuss, *l.c.*, p. 23.

Hab. Singapur.

interrupta, Schaufuss, *l.c.*, p. 26.

Hab. Singapur.

quadrifoveolata, Schaufuss, *l.c.*, p. 25.

Hab. Singapur.

Genus **CLIDICUS**.

Lap. de Casteln., *Ann. Soc. Ent. Fr.*, 1832, p. 396 : Lacord., *Gen. Col.*, ii, p. 189 : *Mun. Cat.*, p. 715 : Reitter, *Wien Ent. Zeit.*, vi, 1887, p. 64, 303.

formicarius, Pascoe, *Jl. Ent.*, ii (1863), 1866, p. 28, t. 2, f. 3 : Reitter, *Wien. Ent. Zeit.*, vi, p. 64, 303.

? *Doriae*, Schaufuss, *Ann. Mus. Civ. Gen.*, (2a.) i, 1883, p. 394, 419.

Hab. Java, Sumatra.

grandis, Lap. de Casteln., *Ann. Soc. Ent. Fr.*, 1832, p. 397 ; *id.*, *Etud. Ent.*, i, 1834, p. 188 : Fairmaire, *Ann. Soc. Ent. Fr.*, 1836, p. 529 : Lacord., *Gen. Col.*, ii, p. 189, *Atlas*, t. 16, f. 4 : Gestro, *Ann. Mus. Civ. Gen.*, xii, p. 145, 147, fig. : Reitter, *Wien Ent. Zeit.*, vi, p. 304.

Ganglbaueri, Reitter, *Wien Ent. Zeit.*, vi, 1887, p. 64.

Hab. Borneo, Java.

monstrosus, (*Erinow*) Walker, Ann. Mag. N. H., (3s.) ii, 1858, p. 206.

Hab. Ceylon.

taphrocephalus, R. Gestro, Ann. Mus. Civ. Gen., xii, 1878, p. 144, fig.: Reitter,
Wien Ent., Zeit., vi, p. 303.

grandis, Reitter, *l.c.*, p. 64 (*see* Casteln.).

Hab. Borneo, Sarawak.

Genus **AGATHELOR.**

Schaufuss, Ann. Mus. Civ. Gen., (2s.) i, 1883, p. 420.

brevitarsis, Schaufuss, *l.c.*, p. 394, 421.

Hab. Borneo.

deplanatum, Schaufuss, *l.c.*, p. 394, 421.

Hab. Borneo.

Family **PSELAPHIDÆ.**

Catalogue of the Insecta of the Oriental Region, No. 11. Order Coleoptera,

Family PSELAPHIDÆ.—By E. T. ATKINSON, B. A.

Leconte describes the *Pselaphidæ* as comprising a number of very small insects, not exceeding one-eighth of an inch in length, of a chestnut-brown colour, usually slightly pubescent: the head and thorax are most frequently narrower than the elytra and the abdomen, the latter is convex, and usually obtuse at the apex. Many are found flying at twilight, others in ants' nests, or under stones or bark. The general form is that of the *Scydmaenidæ* from which the *Pselaphidæ* are distinguished by the truncate, short elytra that leave a part of the abdomen exposed, and the narrow, transverse, usually not contiguous, posterior coxæ. Dr. L. W. Schaufuss¹ distributed the genera into six groups arranged according to the number of the antennal joints:—*Articerides*, *Adranides*, *Goniastides*, *Clavigerides*, *Cyathigerides* and *Pselaphides*. This arrangement was reviewed by Dr. E. Reitter,² in 1882, who formed five sub-families, *Otenistini*, *Batrisini*, *Bryasini*, *Pselaphini* and *Euplectini*. Leconte & Horn,³ give two sub-families, *Clavigerina* and *Pselaphina*, the latter of which is again sub-divided into groups.

List of principal works quoted.

Aube, C. :—

Monographie des Pselaphiens, Rev. Mag. Zool. 1834.

'Note sur la famille des Pselaphiens,' in Ann. Soc. Ent. Fr., ii, 1833, p. 502.

Révision de la famille des Pselaphiens, in Ann. Soc. Ent. Fr., (2s.) ii, 1834, p. 73.

¹ Nunquam Otiosus, ii, 1872, p. 213.

² Ina. Deutschl., iii, 1882, p. 10: Verh. Ver. Britinn, xx, 1882, p. 177.

³ Class. Col., 1833, p. 85.

King, E. L. :—

On the Pselaphidae of Australia, in *Trans. Ent. S. N. S. Wales*, i, 1864, p. 37, 102.

MOTSCHULSKY, V. :—

Énumération des nouvelles espèces des coléoptères rapportés de son voyage, in *Bulletin de la Société Impériale des Naturalistes de Moscou*, xxiv (4), 1851, p. 479.

In this paper there are numerous species either undescribed, or imperfectly described, and which are therefore omitted from this catalogue. Some have the letters 'M P' attached to them which stand for 'Museum of Prague,' and it is stated that M. Dornietzer would subsequently describe the species so marked, but I have not been able to trace any reference to the promised descriptions. I have admitted as good some species subsequently identified, and have omitted the following though recorded in the Munich catalogue :—

<i>Acmaeonotus Motschulskyi</i> , Bull. Mosc., l.c., p. 488. —†		
<i>Batrachus armiger</i> ,	l.c.,	p. 485. Bengal.
„ <i>bryaxoides</i> ,	l.c.,	p. 494. Bengal.
„ <i>bucephalus</i> ,	l.c.,	p. 487. India.
„ <i>Dennyi</i> ,	l.c.,	p. 487. India.
„ <i>excavatus</i> ,	l.c.,	p. 485. Bengal.
„ <i>femorialis</i> ,	l.c.,	p. 487. India.
„ <i>fossulatus</i> ,	l.c.,	p. 489. Bengal.
„ <i>foveicollis</i> ,	l.c.,	p. 493. Bengal.
„ <i>grandis</i> ,	l.c.,	p. 489. India.
„ <i>Halferi</i> ,	l.c.,	p. 489. India.
„ <i>Lecontei</i> ,	l.c.,	p. 486. India.
„ <i>macrocerus</i> ,	l.c.,	p. 487. India.
„ <i>mucronatus</i> ,	l.c.,	p. 485. India.
„ <i>nitidulus</i> ,	l.c.,	p. 486. India.
„ <i>nodifrons</i> ,	l.c.,	p. 485. India.
„ <i>odoratus</i> ,	l.c.,	p. 486. Bengal.
„ <i>pezus</i> ,	l.c.,	p. 489. Bengal.
„ <i>piliferus</i> ,	l.c.,	p. 484. Bengal.
„ <i>puncticollis</i> ,	l.c.,	p. 485. India.
„ <i>Reichenbachii</i> ,	l.c.,	p. 486. India.
„ <i>sculpticollis</i> ,	l.c.,	p. 489. India.
„ <i>spiniventris</i> ,	l.c.,	p. 486. Bengal.
„ <i>ventralis</i> ,	l.c.,	p. 484. India.
<i>Bryaxis brevicornis</i> ,	l.c.,	p. 493. India.
„ <i>castanoptera</i> ,	l.c.,	p. 491. Calcutta.
„ <i>clavata</i> ,	l.c.,	p. 491. Calcutta.
„ <i>crassicornis</i> ,	l.c.,	p. 492. (nec Broun) Calcutta.
„ <i>decorata</i> ,	l.c.,	p. 494. India.
„ <i>dilatata</i> ,	l.c.,	p. 492. India.
„ <i>extensa</i> ,	l.c.,	p. 494. India.
„ <i>indistincta</i> ,	l.c.,	p. 491. Bengal.
„ <i>lata</i> ,	l.c.,	p. 491. Calcutta.

<i>Bryaxis simplex</i> ,	<i>l. c.</i> ,	p. 491.	India.
„ <i>suturalis</i> ,	<i>l. c.</i>	p. 491.	India.
<i>Centrophthalmus, Horsfieldii</i> ,	<i>l. c.</i>	p. 479.	Bombay.
„ <i>longicornis</i> ,	<i>l. c.</i> ,	p. 480.	India.
„ <i>orbicollis</i> ,	<i>l. c.</i> ,	p. 480.	India.
„ <i>pilosus</i> ,	<i>l. c.</i> ,	p. 480.	India.
„ <i>thoracicus</i> ,	<i>l. c.</i> ,	p. 480.	India.
<i>Claviger Hageni</i> ,	<i>l. c.</i> ,	p. 502.	—?
<i>Ctenistes angusticollis</i> ,	<i>l. c.</i> ,	p. 481.	India.
„ <i>costulatus</i> ,	<i>l. c.</i> ,	p. 481.	India.
„ <i>hindustanus</i> ,	<i>l. c.</i> ,	p. 481.	Bombay.
„ <i>longicornis</i> ,	<i>l. c.</i> ,	p. 481.	India.
<i>Euplectus elongatus</i> ,	<i>l. c.</i> ,	p. 501.	India.
„ <i>pulcher</i> ,	<i>l. c.</i> ,	p. 499.	India.
„ <i>Westwoodi</i> ,	<i>l. c.</i> ,	p. 500.	India.
<i>Glyptosoma Paulinae</i> ,	<i>l. c.</i> ,	p. 480.	India.
<i>Harmophorus gibboides</i> ,	<i>l. c.</i> ,	p. 490.	India.
<i>Mecochelia impressa</i>	<i>l. c.</i> ,	p. 481.	India.
„ <i>simplex</i>	<i>l. c.</i> ,	p. 481.	India.
<i>Metanis corpulentus</i> ,	<i>l. c.</i> ,	p. 490.	India.
„ <i>lativentris</i> ,	<i>l. c.</i> ,	p. 490.	India.
„ <i>positus</i> ,	<i>l. c.</i> ,	p. 490.	India.
<i>Pselaphus elegans</i> ,	<i>l. c.</i> ,	p. 488.	India.
<i>Trimium abdominalis</i> ,	<i>l. c.</i> ,	p. 499.	India.

LACORDAIRE, T.:-

Genera des Coléoptères, ii, 1854, p. 153.

RAFFRAY, A.:-

Pselaphides nouveaux ou peu connus, Rev. d'Ent., i, 1882, p. 1, 25, 49, 73 : ii, 1883, p. 229 ; vi, 1887, p. 13, 61. This writer is bringing out a complete revision of the family in Rev. d'Ent, 1890, which I regret that I cannot make use of.

REITTER, E.:-

Versuch einer systematischen Eintheilung der Clavigerinen und Pselaphiden, in Verh. Ver. Brunn, xx, 1882, p. 177 : *id.*, Ins. Deutschl., iii 1882, p. 10.
 Bestimmungstabellen der Europäischen Coleoptera, v, enthaltend *Clavigeridae*, *Pselaphidae* und *Scydmaenidae*, in Verh. Zool. bot. Ges. Wien, xxxi, 1881, p. 443.
 Beitrag zur Pselaphiden und Scydmaeniden Fauna von Java und Borneo, *l. c.* xxxii, 1882, p. 283 ; xxxiii, 1883, p. 387.
 Neue im südlichen Brasilien gesammelte Pselaphiden, in Deutsche Ent. Zeits., xxxii, 1888, p. 225.

SCHAUFUSS, C.:-

Catalogus synonymicus Pselaphidarum, in Tijds. v. Ent., xxxi, 1888.

SCHAUFUSS, L. W.:-

Notes on classification, in Nunquam Otiosus 1872, p. 243.
 Die Pselaphiden Siam's. Dresden, 1877.
 The Pselaphidae and Scydmaenidae from the Sunda Islands in the Leyden Museum, in Notes Leyden Mus. iv, 1882, p. 145 : Tijds. v. Ent, xxv, 1892, p. 65.

- Pselaphinorum spuriorum monographia*, in *Ann. Mus. Civ. Gen.*, xviii, 1882, p. 166.
Pselaphidarum monographia, *l.c.*, p. 173. *Adranini*. Neue *Pselaphiden* in *Museo civico di Storia Naturale Genua*, *l.c.*, p. 349.
 Beschreibung neuer *Pselaphiden* aus der Sammlung des Museum Ludwig Salvator, in *Tijdschrift voor Entomologie* uitgegeven door de Nederlandse Entomologische Vereeniging, xxix, 1885, p. 241; xxx, 1887, p. 91. With this paper may be read, the 'Bemerkungen' of E. Reitter, in *ib.*, xxx, p. 316.
 Ueber *Pselaphiden* und *Scydmaeniden* des König. Zool. Mus. Berl., in *Berlin Ent. Zeits.*, xxxi, 1887, p. 287. See also Reitter's criticism thereon in *ib.*, xxxii, 1888, p. 465.

SCHMIDT :—

Beitrag zur Mon. d. *Pselaphiden*. Prag, 1836.

SHARP, D. :—

Pselaphidae of Japan, *Trans. Ent. S. Lond.*, 1874, p. 105; 1883, p. 291: Australia and New Zealand, *l.c.*, p. 483: Central America, *Biol. Centr. Amer.*, Col. ii (i), 1887, p. 10.

WESTWOOD, J. O. B. :—

Thesaurus Ent. Oxon., 1874, p. 96.

Family PSELAPHIDAE.

Lacordaire, *Gen. Col.*, ii, 1854, p. 158: Jacq. Duval, *Gen. Col. Eur.*, i, p. 127: Leconte & Horn, *Class. Col.*, 1883, p. 84.

GLAVIGERINI :—Leach, *Edinb. Encycl.*, 1815: Jacq. Duval, *Gen. Col. Eur.*, i, p. 128: Saulcy, *Pet. Nouv. Ent.*, 1875, p. 539: Reitter, *Verh. Zool. bot. Ges. Wien*, xxxi, 1881, p. 447: Leconte & Horn, *Class. Col.*, p. 85. *Adranini*, Schaufuss, *Ann. Mus. Civ. Gen.* xviii, 1888.

Genus ARTICERUS.

Dalman, *Kon. Vet.-Aka. Handl.*, 1825, p. 398: Hope, *Trans. Ent. S. Lond.*, iv, 1842, p. 106: Aubé, *Rév. Psel.*, *Ann. Soc. Ent. Fr.*, (2s.) ii, 1844, p. 155; *ib.*, *l.c.*, (4s.) v, 1865, p. 18: Sauley, *l.c.*, (5 s.) iv, 1874, p. 21: Lacord., *Gen. Col.*, ii, p. 181: Mun. *Cat.*, p. 699: King, *Trans. Ent. S. N. S. Wales*, ii (i), 1869, p. 56: Sharp, *Nouv. et faits*, 1878, p. 63: Schaufuss, *Ann. Mus. Civ. Gen.*, xviii, p. 176: Reitter, *Verh. Zool. bot. Ges. Wien*, xxxi, 1881, p. 447: *Wien Ent. Zeit.*, i, 1882, p. 68.

Commatocerus, Raffray, *Rev. J' Ent.*, i, 1882, p. 1; *ib.*, ii, p. 229.

Fustiger, Brendel, *Proc. Ent. S. Philad.*, vi, 1866, p. 189: Schaufuss, *Ann. Mus. Civ. Gen.*, xviii, p. 197.

Mastiger, Motschulsky, *Bull. Mosc.*, xxiv (4), 1851, p. 501: *Mun. Cat.* p. 698.

abruptus (*Mastiger*), Motschulsky, *Bull. Mosc.*, xxiv (4), 1851, p. 501.

Hab. Calcutta.

armatus, Dalman, Kon. Vet. Aka. Handl., 1825, p. 398, t. 4, f. 12; Aubé, Rév. Psel., p. 64, t. 94, f. 3; Schaufuss, Ann. Mus. Civ. Gen., xviii, p. 187.
Hab. India.

quadriscopulatus, Schaufuss, Rev. Mens. d' Ent., i, 1883, p. 2.
Hab. Sumatra.

PSELAPHINI.—Newman, Entomologist, 1834; Lacord., Gen. Col., ii, p. 163; Jacq. Duval, Gen. Col. Eur., i, p. 129.

Genus **CYATHIGER.**

King, Trans. Ent. Soc. N. S. Wales, i, 1865, p. 174; Mun. Cat., p. 693; Raffray, Rev. d' Ent., i, 1882, p. 5.

Baumeisteri, Reitter, Verh. Zool. bot. Ges. Wien, xxiii, 1882, p. 338.
Hab. Borneo, Telang.

Schaufussi, Reitter, *l. c.*, p. 389.
Hab. Borneo, Telang.

Simonsi, Reitter, *l. c.*, p. 387.
Hab. Borneo, Telang, Tameangleiang.

Genus **CTENISTES.**

Reichenbach, *Mon. Pselaph.*, 1816, p. 75; Aubé, *Mon. Pselaph.*, p. 17; *id.*, Rév. Psel., Ann. Soc. Ent. Fr., 1844, p. 96; Lacord., Gen. Col., ii, p. 165; Jacq. Duval, Gen. Col. Eur., i, p. 182; Mun. Cat., p. 681; Leconte & Horn, Class. Col., p. 87; Reitter, Verh. Zool. bot. Ges. Wien, xxxi, 1881, p. 450, 458.

Dionys, Lep. and Serv., Enc. Méth., x, 1827, p. 220.

Poroderus, Sharp, Trans. Ent. S. Lond., 1883, p. 294.

Sognorus, Reitter, Verh. Zool. bot. Ges. Wien, xxxi, 1881, p. 458.

birmanensis, Motschulsky, Bull. Mosc., xxxiv (4), 1851, p. 481.
Hab. India.

gibbiventris (*Sognorus*), Reitter, Verh. Zool. bot. Ges. Wien, xxxii, 1882, p. 233.
Hab. Batavia.

mitis, Schaufuss, Tijdschr. v. Ent., xxv, 1882, p. 74; Notes Leyden Mus., iv, 1882, p. 154; Berlin Ent. Zeits., xxxi, 1887, p. 288.
Hab. S. E. Borneo, Telang, Pengaron.

Genus **ENOPTOSTOMIS.**

Schaum, Wollaston Cat. Col. Can., 1864, p. 528; Reitter, Verh. Zool. bot. Ges. Wien, xxxi, 1881, p. 450, 459.

Glyptosoma, Motschulsky, Bull. Mosc., xxiv (4), 1851, p. 480.

angusticeps, Schaufuss, Berlin, Ent. Zeits., xxxi, 1887, p. 289; *id.*, *ibid.* xxxi, 1887, p. 289.
Hab. Ceylon.

birmanus, Schaufuss, Tijds. v. Ent., xxix, 1886, p. 276.

Hab. Burma.

globulipalpis (*Centrotoma*), Schmidt, Beitr. z. Mon. Peel., 1838, p. 14, t. 2, f. 10.

Hab. India, Calcutta.

Javanus, Schaufuss, Tijds. v. Ent. xxv, 1882, p. 73; *id.*, Notes Leyden Mus., iv, p. 153.

Hab. Java.

opacus, Schaufuss, Festschr. Soc. Ent. Belg., 1890, p. 35; *id.*, Numq. Otios., iii, p. 511.

Hab. India.

siamensis, Schaufuss, Festschr. *l.c.*, (Sechs. neue Pselaph.), 1890, p. 35; *id.*, Numq. Otios. iii, p. 511; Ann. Mus. Civ. Gen., xviii, p. 361.

Hab. Siam, Celebes, Macassar.

Genus **TMESIPHORUS.**

Leconte, Boston Journ. N. H., vi, 1849, p. 75; Lacord., Gen. Col., ii, p. 166; Mun. Cat., p. 682; Leconte & Horn, Class. Col., p. 87.

Raphitrous, Sharp, Trans. Ent. S. Lond., 1883, p. 298.

Sinctotes, Westwood, Trans. Ent. S. Lond., 1870, p. 129; Leconte, Proc. Ac. N. S. Philad., 1873, p. 327.

Tmesiphoroidea, Motschulsky, Et. Ent., 1856, p. 56.

armatus, Raffray, Rev. d'Ent., i, 1882, p. 11.

Hab. Singapur.

C roesus (*Sinctotodes*), Schaufuss, Berlin. Ent. Zeits., xxxi, 1887, p. 296.

Hab. Ceylon.

pubescens, Raffray, Rev. d'Ent., i, 1882, p. 13.

Hab. Java.

Raffrayi, C. Schaufuss, Cat. Pselaph., 1883, p. 89.

umbrosus, Raffray, Rev. d'Ent., ii, 1883, p. 284, t. 4, f. 9.

Hab. Burma.

umbrosus, Raffray, Rev. d'Ent., i, 1882, p. 10.

Hab. Java.

Genus **SINTECTODES.**

Reitter, Verh. Ver. Brünn., xx, 1881, p. 185, 192.

Tmesiphorus, Sharp (*neo* Leconte), Trans. Ent. S. Lond., 1874, p. 109.

diversipalpis, Reitter, Deutsche Ent. Zeits., xxix, 1885, p. 333, t. 2, f. 20.

Hab. Ceylon.

Genus **ODONTALGUS.**

Raffray, Rev. Mag. Zool., (3s.) v, 1877, p. 286.

vestitus, Schaufuss, Tijds. v. Ent., xxix, 1886, p. 243.

Hab. Sumatra.

Genus **RYXABIS.**

Westwood, Trans. Ent. S. Lond., 1870, p. 132; *id.*, Thes. Ent. Oxon., p. 101.
Somatipion, Schaufuss, Nunq. Otios., ii, p. 457.

anthiocoides, Westwood, Trans., Ent. S. Lond., 1870, p. 132; *id.*, Thes., *l.c.*, p. 102, t. 4, f. 12.
 Hab. Singapur.

Genus **TAPHROSTETHUS.**

Schaufuss, Bull. Soc. Ent. Fr., (6s.) ii, 1882, p. cli.
Epicaris, Schaufuss, Ann. Mus. Civ. Gen., xviii, 1883, p. 370; *id.*, Tijds. v. Ent., xxix, 1886, p. 274.

hamotoides (*Epicaris*), Schaufuss, Ann. Mus. Civ. Gen., xviii, 1883, p. 370.
 Hab. Borneo, Sarawak.

Genus **ENANTIUS.**

Schaufuss, Nunq. Ot., ii, 1877, p. 459; *id.*, Pselaph. Siam, p. 18.

punctipennis, Schaufuss, Psel. Siam, 1877, p. 18.
 Hab. Siam, Bangkok.

rostratus, Reitter, Verh. Zool. bot. Ges. Wien, xxxiii, 1883, p. 390, t. 20, f. 1.
 Hab. Borneo.

Genus **CENTROPTHALMUS.**

Schmidt, Beitr. z. Mon. d. Pselaph., i, 1838, p. 7, t. 1, f. 1: Reitter, Verh. Zool. bot. Ges. Wien, xxxi, 1881, p. 450, 459.

Camaldus, Fairmaire, Ann. Soc. Ent. Fr., (4s.) iii, 1863, p. 637.

hispinus, Reitter, Verh. Zool. bot. Ges. Wien, xxxiii, 1883, p. 390, t. 20, f. 2.
 Hab. Borneo, Telang.

Clementis, Schaufuss, Pselaph. Siam's, 1877, p. 20.
 Hab. India.

divisus, Reitter, Verh. Zool. bot. Ges. Wien., xxxiii, 1883, p. 390.
 Hab. Borneo, Telang.

femoralls, Reitter, *l.c.*, xxxii, 1882, p. 284: Schaufuss, Berlin Ent. Zeits., xxxi, 1887, p. 288.
 Hab. Batavia, Ceylon.

forticornis, Schaufuss, Pselaph. Siam's, 1877, p. 21.
 Hab. Siam.

Paris, Schmidt, Beitr. z. Mon. d. Psel., 1838, p. 8, t. 1, f. 1: Motsch., Bull. Mosc. xxiv (4), 1851, p. 480.
 Hab. Calcutta.

punctipennis, Schaufuss, Pselaph. Siam's, 1877, p. 21; *id.*, Tijds. v. Ent., xxv, p. 73; Notes Leyden Mus., iv, p. 153; Ann. Mus. Civ. Gen., xviii, p. 369.

var. *inaequalis*, Schaufuss, Pselaph. Siam's, 1877, p. 21.

„ *punctatissimus*, Schaufuss, l.c., p. 21.

Hab. Siam, Batavia Borneo, Celebes, Macassar.

quadristriatus, Schaufuss, Pselaph. Siam's, 1877, p. 22; *id.*, Tijds. v. Ent., xxv, p. 73.

Hab. Singapur, E. Java, Batavia.

Genus **SUBULIPALPUS**.

Schaufuss, Nunq. Ot., ii, 1877, p. 459; *id.*, Psel. Siam's, p. 23.

spinicoxis, Schaufuss, Psel. Siam's, 1877, p. 23.

Hab. Siam, Bangkok.

Genus **TYRUS**.

Aubé, Mag. Zool., iii, 1833, p. 15; Erichson, Käfer Mark Brand., i, 1837, p. 263; Lacord., Gen. Col., ii, p. 167; Jacq. Duval, Gen. Col. Eur., i, p. 123; Mun. Cat. p. 682; Leconte & Horn, Class. Col., p. 87; Reitter, Verh. Zool. bot. Ges. Wien, xxxi, 1881, p. 450, 459.

histris, Schaufuss, Berlin. Ent. Zeits., xxxi, 1887, p. 297.

Hab. Ceylon.

javanicus, Raffray, Rev. d'Ent., i, 1882, p. 30.

Hab. Java.

Genus **PSELAPHODES**.

Westwood, Trans. Ent. S. Lond., 1870, p. 129; *id.*, Thea. Ent. Oxon., 1874, p. 99.

Atherocolpus, Raffray, Rev. d'Ent., i, 1882, p. 16.

foveolatus, Raffray, l.c., p. 16, t. 1, f. 18.

Hab. Singapur.

heterocerus, Raffray, l.c., p. 16, t. 2, f. 14-16.

Hab. Java.

villosus, Westwood, Trans. Ent. S. Lond., 1870, p. 129; *id.*, Thea. Ent. Oxon., p. 99, t. 4, f. 6.

Hab. Borneo, Sarawak.

Genus **ARNYLLIUM**.

Reitter, Verh. Zool. bot. Ges. Wien, xxxiii, 1883, p. 391.

ensipes, Reitter, l.c., p. 392, t. 20, f. 10.

Hab. Borneo.

parviceps, Reitter, l.c., p. 392.

Hab. Borneo.

pectinatum, Reitter, *l.c.*, p. 391, t. 20, f. 9 : Schaufuss, Berlin. Ent. Zeits., **xxi**, 1887, p. 289.

Hab. Borneo.

Genus **BATRISUS.**

Aubé, *Mém. Pselaph.*, Mag. Zool., 1883, p. 45; *id.*, *Revision*, Ann. Soc. Ent. Fr., (2s.) ii, 1844, p. 80 : Lacord., Gen. Col., ii, p. 171 : Jacq. Duval, Gen. Col. Eur., i, p. 130 : Mun. Cat., p. 687 : Reitter, Deutsche Ent. Zeits., **xxv**, 1882, p. 133; *id.*, *ib.*, **xxxiii**, 1888, p. 244; *id.*, Verh. Zool. bot. Ges. Wien, **xxi**, 1881, p. 451, 463; *id.*, *Syn.*, **xxxiii**, 1883, p. 393 : Leconte & Horn, Class. Col., p. 88 : Sharp, Biol. Centr. Amer., Col., ii (1), p. 10.

Arthmius, Leconte, Boston Jl. Nat. Hist., vi, 1849, p. 91; Class. Col., p. 88.

Batrissodes, Reitter, Deutsche Ent. Zeits., **xxiv**, 1882, p. 134; Deutschl. Ins., iii, p. 29.

Oxytrichus, Reitter, Deutsche Ent. Zeits., **xxxiii**, 1888, p. 248.

Syrbatus, Reitter, Deutsche Ent. Zeits., **xxiv**, 1882, p. 134.

abbreviatus (*Batrissodes*), Reitter, Verh. Zool. bot. Ges. Wien, **xxxii**, 1882, p. 285.

Hab. Borneo, Tumbang Hiang.

Achilles, Schaufuss, Ann. Mus. Civ. Gen., xviii, 1882, p. 386.

Hab. Java, Tsibodas.

angulipes, Schaufuss, *l.c.*, p. 391.

Hab. Borneo, Sarawak.

angusticollis, Raffray, Rev. d'Ent., i, 1882, p. 74.

Hab. Java.

anthicus, Motschulsky, Bull. Mosc., **xxiv** (4), 1851, p. 487 : Schauf., Bull. Soc. Ent. Fr., (6s.) ii, 1882, p. cxii.

Hab. India, Burma.

architectus (*Batrissodes*), Reitter, Verh. Zool. bot. Ges. Wien, **xxxiii**, 1883, p. 397, t. 20, f. 4.

Hab. Borneo, Tameangleiang.

basalis, Schaufuss, Ann. Mus. Civ. Gen., xviii, 1882, p. 396.

Hab. Sumatra Ajer Mantior.

bataviannus (*Batrissodes*), Reitter, Verh. Zool. bot. Ges. Wien, **xxxii**, 1882, p. 284.

Hab. Borneo, Tameangleiang.

bipunctulus (*Batrissodes*), Reitter, Verh. Zool. bot. Ges. Wien., **xxxiii**, 1883, p. 394.

Hab. Borneo.

birmanus, Schaufuss, Ann. Mus. Civ. Gen., xviii, 1882, p. 394.

Hab. Burma.

brevis, Schaufuss, *l.c.*, p. 396.

Hab. Borneo, Sarawak.

capitatus, Raffray, Rev. d'Ent., i, 1882, p. 73.

Hab. Java.

- cavifer** (*Batrisodes*), Reitter, Verh. Zool. bot. Ges. Wien, xxxiii, 1883, p. 395.
Hab. Borneo, Telang.
- celebensis**, Schaufuss, Ann. Mus. Civ. Gen., xviii, 1882, p. 373 : (*Syrbatus*) Reitter, *Syn.*, p. 393.
Hab. Celebes, Macassar, Borneo.
- claviger** (*Batrisodes*), Reitter, Verh. Zool. bot. Ges. Wien, xxxiii, 1883, p. 395.
Hab. Borneo, Telang.
- custos**, Schaufuss, Tijds. v. Ent., xxx, 1887, p. 138.
Hab. Borneo.
- Dohrnii**, Schaufuss, *l.c.*, 1887, p. 137.
plicatus, Motschulsky, Bull. Mosc., xxiv (4), 1851, p. 489 : Schaufuss, Bull. Soc. Ent. Fr., (6s.) ii, 1882, p. cxvii.
Hab. India, Burma.
- excelsus**, Schaufuss, Pselaph. Siam's 1877, p. 16 ; *id.*, Ann. Mus. Civ. Gen., xviii, p. 379.
Hab. Siam.
- exiguus**, Raffray, Rev. d'Ent., i, 1882, p. 61.
Hab. Java.
- fundaebraocatus**, Schaufuss, Tijds. v. Ent., xxv, 1882, p. 71 ; *id.*, Notes Leyden Mus., iv, 1882, p. 151 ; Ann. Mus. Civ. Gen., xviii, p. 383 : (*Batrisodes*) Reitter, *Syn.*, p. 398 ; Verh. Zool. bot. Ges. Wien, xxxii, 1882, p. 285.
Hab. Batavia, Telang, Barabei.
- Grouvelii**, Schaufuss, Ann. Mus. Civ. Gen., xviii, 1882, p. 378 : (*Batrisodes*) Reitter, *Syn.*, p. 393.
Hab. Sumatra.
- grypochirus**, Schaufuss, Ann. Mus. Civ. Gen., xviii, 1882, p. 379.
Hab. Borneo, Sarawak.
- heterocerus**, Motschulsky, Bull. Mosc., xxiv (4), 1851, p. 484.
Hab. India.
- holosericeus**, Schaufuss, Ann. Mus. Civ. Gen., xviii, 1882, p. 387.
Hab. Sumatra, Singalang.
- incertus**, Schaufuss, *l.c.*, p. 392.
Hab. Borneo, Sarawak.
- indus**, Schaufuss, *l.c.*, p. 375 : (*Batrisodes*) Reitter, *Syn.* p. 393.
Hab. Borneo, Sarawak.
- javanus**, Raffray, Rev. d'Ent., i, 1882, p. 63.
Hab. Java.
- laminidens** (*Batrisodes*), Reitter, Verh. Zool. bot. Ges. Wien, xxxiii, 1883, p. 397, t. 20, f. 5.
Hab. Borneo.
- lateridens**, Reitter, *l.c.* p. 398.
Hab. Borneo, Tameangleiang.

- 1890.] E. T. Atkinson—*Catalogue of the Family Pselaphidæ.* 197
- longipennis*, Raffray, Rev. d'Ent., i, 1882, p. 64; Schaufuss, Ann. Mus. Civ. Gen., xviii, p. 387.
Hab. Java.
- margaritifera*, Schaufuss, Ann. Mus. Civ. Gen., xviii, 1882, p. 377.
Hab. Sumatra.
- morulus* (*Syrdatus*), Reitter, Verh. Zool. bot. Ges. Wien, xxii, 1882, p. 285.
Hab. Batavia.
- nicotianus*, Schaufuss, Ann. Mus. Civ. Gen., xviii, 1882, p. 393.
Hab. Sumatra.
- orbicollis*, Reitter, Verh. Zool. bot. Ges. Wien, xxiii, 1883, p. 399, t. 20, f. 8.
Hab. Borneo, Telang.
- pallidus*, Raffray, Rev. d'Ent., i, 1882, p. 74.
Hab. Java.
- physoderes*, Schaufuss, Ann. Mus. Civ. Gen., xviii, 1882, p. 383.
Hab. Sumatra.
- proportionis*, Schaufuss, Ann. Mus. Civ. Gen., xviii, 1882, p. 395.
Hab. Sumatra, Ajer Mantjior.
- pubescens*, Raffray, Rev. d'Ent., i, 1882, p. 62.
Hab. Java.
- pubifer* (*Batrisodes*), Reitter, Verh. Zool. bot. Ges. Wien, xxiii, 1883, p. 397.
Hab. Borneo, Telang.
- quaestus*, Schaufuss, Tijds. v. Ent., xxx, 1887, p. 139.
semisulcatus, Motsch., Bull. Mosc., xxiv (4), 1851, p. 487.
Hab. India, Burma.
- Raffrayii* (*Batrisodes*), Reitter, Verh. Zool. bot. Ges. Wien, xxii, 1882, p. 285.
bicolor, Raffray, Rev. d'Ent., i, 1882, p. 63 (*nec* Reitter).
Hab. Java.
- Ritsemae*, Schaufuss, Tijds. v. Ent., xxv, 1882, p. 70; *id.*, Notes Leyden Mus., iv., 1882, p. 150.
Hab. Sumatra, Bencoolen.
- sarawakensis*, Schaufuss, Ann. Mus. Civ. Gen., xviii, 1882, p. 381.
Hab. Borneo, Sarawak.
- sculpturatus*, Schaufuss, Tijds. v. Ent., xxv, 1882, p. 71; *id.*, Notes Leyden Mus., p. 151.
Hab. E. Java, Ardjoeno.
- semisulcatus*, Schaufuss, Ann. Mus. Civ. Gen., xviii, 1882, p. 391, (*nec* Motsch.).
Hab. Java.
- septemdentatus*, Schaufuss, *l.c.* p. 376: (*Batrisodes*) Reitter, *Syn.*, p. 393.
Hab. Borneo, Sarawak.
- septemfoveolatus*, Schaufuss, Pselaph. Siam's, 1877, p. 15.
Hab. Siam.
- similis*, Schaufuss, Ann. Mus. Civ. Gen., xviii, 1882, p. 395.
Hab. Sumatra.

spinecollis, Motschulsky, Et. Ent., vii, 1858, p. 27.

Hab. Ceylon.

spinidens (*Syrbatus*), Reitter, Verh. Zool. bot. Ges. Wien, xxxiii, 1883, p. 398, t. 20, f. 7.

Hab. Borneo.

spinosus, Motschulsky, Et. Ent., vii, 1858, p. 28.

Hab. India.

superbus, Schaufuss, Ann. Mus. Civ. Gen., xviii, 1882, p. 398.

Hab. Sumatra.

tarsalis (*Batrisedes*), Reitter, Verh. Zool. bot. Ges. Wien, xxxiii, 1883, p. 396, t. 20, f. 6.

Hab. Borneo, Bearbei, Telang.

vestigifer (*Batrisedes*), Reitter, *l.c.*, p. 394, t. 20, f. 3.

Hab. Borneo.

Genus **DIOPTRUS.**

Motschulsky, Et. Ent., vii, 1858, p. 28 : Mun. Cat., p. 693.

Listriophorus, Schaufuss, Nunq. Otios., ii, p. 245, 289 : Reitter, Verh. Ver.

Brünn, xx, 1882, p. 189 : Sharp, Biol. Centr. Amer. Col. ii (i), p. 21.

ceylonicus, Motschulsky, Et. Ent., vii, 1858, p. 28.

Hab. Ceylon.

Genus **BERLARA.**

Reitter, Verh. Ver. Brünn, 1882, p. 189, 206 ; *id.*, Verh. Zool. bot. Ges. Wien, xxxii, 1882, p. 286.

crassipalpis, Reitter, Verh. Zool. bot. Ges. Wien, xxxii, 1882, p. 287, ♂ ; *id.*,

Deutsche Ent. Zeita., xxix, 1885, p. 386, t. 2, f. 21-23.

Hab. Batavia.

Genus **BATRISOSHEMA.**

Reitter, Verh. Zool. bot. Ges. Wien, xxxiii, 1883, p. 399.

lateridentata, Reitter, *l.c.*, p. 400, t. 20, f. 11.

Hab. Borneo, Barabel.

Genus **BORNEANA.**

Schaufuss, Bull. Soc. Ent. Fr., (6s.) ii, 1882, p. cxl.

biformis, Schaufuss, *l.c.*, p. cxli.

Hab. Borneo, Mompawa.

Genus **BRYAXIS.**

Leach, Zool. Misc., iii, 1817, p. 85 : Aubé, Ann. Soc. Ent. Fr., (2s.) ii, 1844, p. 103 :

Lacord., Gen. Col., ii, p. 174 : Jacq. Duval, Gen. Col. Eur., i, p. 131 : Mun. Cat.,

p. 690 : Casey, Bull. Calif. Ac. Scien., ii, 1886, p. 179 : Sauley, Soc. Hist. Nat.

Metz, 1876 : Raffray, Rev. d'Ent., i, 1882, p. 80 : Gredler, Z. Ferd., (3) 26, p. 219,

note : Reitter, Verh. Zool. bot. Ges. Wien, xxxi, 1881, p. 451, 464 ; tab. syn., l.c., xxxiii, 1883, p. 401 : Leconte & Horn, Class. Col., p. 88 : Sharp, Biol. Centr. Amer., Col., ii (i), p. 24.

Acumalides, Reitter, Deutsche Ent. Zeits., xxiv, 1882, p. 140.

Anthicus, pt. Fabr., Syst. Eleuth., i, 1801, p. 288.

Brachygluta, Thomson, Skand. Col., i, 1859, p. 4 ; iii, p. 236 : Reitter, Verh. l.c. 1881, p. 465.

Byraxis, Reitter, Verh. Ver. Brünn, xviii, 1880, p. 16.

Cryptorhinula, Schaufuss, Tijds. v. Ent., xxx, 1887, p. 150.

Dierobia, Thomson ; teste Reitter.

? *Metaxis*, Motschulsky, Bull. Mosc., xxiv (4), 1851, p. 490 : Mun. Cat., p. 689.

Nisa, Casey, Bull. Calif. Acad. Sci., ii, 1886, p. 182.

Nisaxis, Casey, l.c., p. 183.

Reichenbachia, Leach, Zool. Journ., ii, 1826 : Reitter, Verh. Zool. bot. Ges. Wien, xxxi, 1881, p. 464, 474 ; *ib.*, xxxiii, p. 401.

Rybaris, Saulcy, Bull. Soc. Metz., (2s.) xvi, 1888, p. 28 : Reitter, l.c. *supra*, p. 464, 477.

affinisima (*Reichenbachia*), Reitter, Verh. Zool. bot. Ges. Wien, xxxiii, 1883, p. 402.

Hab. Borneo, Tameanglaiang, Pengaron.

amica (*Rybaris*), Reitter, l.c., p. 405.

Hab. Borneo, Pengaron.

amittia (*Reichenbachia*), Reitter, l.c., p. 402.

Hab. Borneo, Barabel.

atomus, Schaufuss, Berlin. Ent. Zeits., xxxi, 1887, p. 294.

Hab. Sumatra.

clara, Schaufuss, Tijds. v. Ent., xxx, 1887, p. 118.

Hab. Sumatra.

aurita, Schaufuss, Tijds. v. Ent., xxx, 1887, p. 115.

? var. *intuscurvata*, Schaufuss, *g. v.*

Hab. Sumatra.

cymbularia (*Rybaris*), Reitter, Verh. Zool. bot. Ges. Wien, xxii, 1882, p. 292.

Hab. Batavia.

expanda (*Reichenbachia*), Reitter, l.c., p. 288 : Schaufuss, Berlin Ent. Zeits., xxxi, 1887, p. 291.

Hab. Batavia.

extuscurvata, Schaufuss, Tijds. v. Ent., xxx, 1887, p. 114.

Hab. Sumatra.

fulva, Motschulsky, Bull. Mosc., xxiv (4), 1851, p. 493 : Schaufuss, Berlin Ent. Zeits., xxxi, 1887, p. 292.

Hab. India, ? Burma.

gigantea (*Rybaris*), Motschulsky, l.c., xxvi (2), 1863, p. 422.

Hab. Ceylon.

- Grabowskyi** (*Reichenbachia*), Reitter, Verh. Zool. bot. Ges. Wien, xxxii, 1882, p. 289.
Hab. Borneo, Tumbang Hiang, Telang.
- imperatrix** (*Rydwais*), Schaufuss, Ann. Mus. Civ. Gen., xviii, 1882, p. 363.
Hab. Borneo, Sarawak.
- inconspicua**, Schaufuss, Berlin Ent. Zeits., xxxi, 1887, p. 294.
Hab. Sumatra.
- ingrata** (*Reichenbachia*), Reitter, Verh. Zool. bot. Ges. Wien, xxxiii, 1883, p. 403.
Hab. Borneo.
- integrostriata** (*Reichenbachia*), Reitter, *l.c.*, p. 403, t. 20, f. 12.
Hab. Borneo, Telang.
- intuscurvata**, Schaufuss, Tijds. v. Ent., xxx, 1887, p. 115.
? var. *aurita*, Schaufuss, *l.c.*, p. 115, *g.v.*
Hab. Sumatra.
- invalida** (*Reichenbachia*), Reitter, Verh. Zool. bot. Ges. Wien, xxxii, 1882, p. 288.
Hab. Borneo.
- lamellicornis** (*Reichenbachia*), Reitter, *l.c.*, p. 290.
Hab. Borneo, Tumbang Hiang.
- negligens** (*Reichenbachia*), Reitter, Verh. Zool. bot. Ges. Wien, xxxiii, 1883, p. 403.
Hab. Borneo, Pengaron.
- nigrocephala** (*Brachygluta*), Schaufuss, Psel. Siam's, 1877, p. 10.
Hab. Siam, Bangkok.
- nitidissima**, Raffray, Rev. d'Ent., i, 1882, p. 36.
Hab. Java.
- nubila** (*Rydwais*), Verh. Zool. bot. Ges. Wien, xxxii, 1882, p. 292.
Hab. Borneo, Tumbang Hiang.
- ornatissima**, Schaufuss, Tijds. v. Ent., xxx, 1887, p. 115.
Hab. Sumatra.
- picicollis** (? *Metawu*), Motschulsky, Bull. Mosc., xxxvi (2), 1863, p. 421.
Hab. Ceylon.
- pilifera**, Motschulsky, *l.c.*, xxiv (4), 1851, p. 494.
Hab. India.
- proctithorax** (*Reichenbachia*), Reitter, Verh. Zool. bot. Ges. Wien, xxxii, 1882, p. 290.
Hab. Java, Batavia, Borneo, Tumbang Hiang.
- rufa**, Schmidt, Beitr. z. Mon. d. Psel., 1838, p. 6: (*Reichenbachia*), Reitter, Verh. Zool. bot. Ges. Wien, xxxii, 1882, p. 287: Schaufuss, Berlin Ent. Zeits., xxxi, 1887, p. 289: Reitter, *id.*, xxxii, p. 465; *id.*, Bull. Soc. Ent. Fr., (6s.) iii, 1883, p. ix.
brevisornis, Motschulsky, Bull. Mosc., xxiv (4), 1851, p. 493.
? *Baummeisteri*, Schaufuss, Psel. Siam's, 1877, p. 7 ♂.
ordata, Schaufuss, *l.c.*, p. 9; *id.*, Tijds. v. Ent., xxv, 1882, p. 69.
? *mamilla*, Schaufuss, *l.c.*, p. 9; *id.*, Tijds. v. Ent. *l.c.*
Hab. Siam, Batavia, Ceylon, Calcutta.

- sarawakensis* (*Rybasis*), Schaufuss, Ann. Mus. Civ. Gen., xviii, 1882, p. 364.
Hab. Borneo, Sarawak.
- Schaufussi* (*Reichenbachia*), Reitter, Verh. Zool. bot. Ges. Wien, xxxii, 1882, p. 289.
Hab. Java, Batavia, Borneo, Tambang Hiang.
- sphaerica*, Motschulsky, Bull. Mosc., xxiv (4), 1851, p. 492 : Reitter, Verh. Zool. bot. Ges. Wien, xxxii, 1882, p. 291 ; *id.*, Bull. Soc. Ent. Fr., (6s.) iii, 1893, p. ix : (*Eupines*, King),
fonensis (*Eupines*), Schaufuss, Psel. Siam's, 1877, p. 10 ; *id.*, Tijds. v. Ent., xxv, p. 68 ; Berlin. Ent. Zeits., xxxi, p. 293, *teste*, Reitter, Bull. Soc. Ent. Fr., (6s.) iii, 1893, p. ix.
siamensis (*Eupines*), Schaufuss, Psel. Siam's, 1877, p. 9 ; *id.*, Tijds. v. Ent. xxv, p. 69.
Hab. India, Siam.
- subvalida* (*Reichenbachia*), Reitter, Verh. Zool. bot. Ges. Wien, xxxiii, 1883, p. 404.
Hab. Borneo, Telang.
- sumatrensis*, Schaufuss, Tijds. v. Ent., xxx, 1887, p. 113.
Hab. Sumatra.
- telangensis* (*Reichenbachia*), Reitter, Verh. Zool. bot. Ges. Wien, xxxiii, 1883, p. 402.
Hab. Borneo, Telang.

Genus **BATRAXIS.**

- Reitter, Verh. Zool. bot. Ges. Wien, xxxi, 1881, p. 451, 464.
Batrismorpha Raffray, Rev. d'Ent., i, 1882, p. 38 : Reitter, Deutsche Ent. Zeits., xxiv, 1881, p. 38.
- carinulata* (*Batrismorpha*), Schaufuss, Ann. Mus. Civ. Gen., xviii, 1882, p. 365.
Hab. Penang, Java, Sumatra.
- Doriae* (*Batrismorpha*), Schaufuss, *l.c.*, 1882, p. 366.
Hab. Sumatra.
- foveicollis* (*Batrismorpha*), Raffray, Rev. d'Ent., i, 1882, p. 39.
Hab. Java.
- ursula* (*Batrismorpha*), Schaufuss, Ann. Mus. Civ. Gen., xviii, 1882, p. 367.
Hab. Java.

Genus **COMATOPSELAPHUS.**

- Schaufuss, Ann. Mus. Civ. Gen., xviii, 1882, p. 368.
- opacicollis*, Schaufuss, *l.c.*, p. 369.
Hab. Borneo, Sarawak.

Genus **SATHYTES.**

- Westwood, Trans. Ent. S. Lond., 1870, p. 128 ; *id.*, Theat. Ent. Oxon., p. 97.
Plagiophorus, Motschulsky, Bull. Mosc., xxiv (4), 1851, p. 496 : Mun. Cat. p. 695.

inermis (*Plagiophorus*), Motschulsky, *l.c. supra*, p. 496.
Hab. India.

paradoxus (*Plagiophorus*), Motschulsky, *l.c.*, p. 496.
Hab. India.

punctiger, Westwood, Trans. Ent. S. Lond., 1870, p. 128; *id.*, Thes. Ent. Oxon., 1874,
p. 97, t. 4, f. 3.
Hab. Borneo.

Genus **BYTHINODERES.**

Reitter, Verh. Zool. bot. Ges. Wien, xxxiii, 1883, p. 407.

Grabowskyi, Reitter, *l.c.*, p. 488, t. 20, f. 14.
Hab. Borneo, Telang.

Genus **BYTHINOMORPHA.**

Schaufuss, Tijds. v. Ent., xxx, 1887, p. 109.

exsculpta, Schaufuss, *l.c.*, p. 110.
Hab. Sumatra,

Genus **BYTHINOPHANAX.**

Reitter, Verh. Zool. bot. Ges. Wien, xxxiii, 1883, p. 405.

bicornis, Reitter, *l.c.*, p. 407, t. 20, f. 13.
Hab. Borneo, Telang.

exilis, Reitter, *l.c.*, p. 406.
Hab. Borneo, Tameangliang.

latebrosus, Reitter, *l.c.*, p. 406.
Hab. Borneo, Telang.

Genus **PSELAPHUS.**

Herbst, Natursyst. Ins., Käfer, iv, 1792, p. 106; Aubé, Mon. Psel., p. 18; *id.*, Ann.
Soc. Ent. Fr., (2s.) ii, 1844, p. 100; Lacord., Gen. Col., ii, p. 169; Jacq. Duval,
Gen. Col. Eur., i, p. 180; Mun. Cat., p. 684; Reitter, Syn. tab., in Verh. Zool. bot.
Ges. Wien, xxxiii, 1883, p. 408; Raffray, Rev. d'Ent., ii, 1883, p. 235; Leconte &
Horn, Class. Col., p. 87; Sharp, Biol. Centr. Amer., Col., iii (i), p. 34; Reitter,
Verh. Zool. bot. Ges. Wien, xxxi, 1881, p. 451, 503; *ib.*, xxxiii, 1883, p. 409.

Callithorax, Motschulsky, Bull. Mosc., xxiv (4), 1851, p. 482.

Dicentrius, Reitter, Verh. Ver. Brünn, 1882, p. 192, 208.

articularis, Schaufuss, Psel. Siam's, 1877, p. 6.
Hab. Siam, Bangkok.

bifoveolatus, Schaufuss, *l.c.*, p. 6.
Hab. Siam, Batavia.

- biocellatus*, Reitter, Verh. Zool. bot. Ges. Wien, xxxiii, 1883, p. 410.
Hab. Borneo, Telang, Pengaron.
- investitus*, Schaufuss, Berlin. Ent. Zeits., xxxi, 1887, p. 295.
Hab. S. E. Borneo.
- brevicornis*, Reitter, Verh. Zool. bot. Ges. Wien, xxxiii, 1883, p. 411.
Hab. Batavia.
- calopygæus*, Schaufuss, Berlin Ent. Zeits., xxxi, 1887, p. 294.
Hab. S. E. Borneo.
- canaliculatus*, Schaufuss, Psel. Siam's, 1877, p. 5.
subtilis, Motschulsky, Bull. Mosc., xxiv (4), 1851, p. 483, pt.
Hab. Siam, Bangkok, Borneo, Sarawak.
- laevicollis*, Reitter, Verh. Zool. bot. Ges. Wien, xxxiii, 1883, p. 410, ♀.
Hab. Ceylon.
- lativentris*, Reitter, Verh. Zool. bot. Ges. Wien, xxxii, 1882, p. 293.
Hab. Batavia, Borneo, Telang.
- multangulus*, Schaufuss, Psel. Siam's, 1877, p. 4; *id.*, Ann. Mus. Civ. Gen., xviii,
p. 355.
subtilis, Motschulsky, Bull. Mosc., xxiv (4), 1851, p. 483, pt.
Hab. Siam, Bangkok, Sumatra, Celebes, Macassar.
- parvipalpis*, Reitter, Verh. Zool. bot. Ges. Wien, xxxii, 1882, p. 294.
Hab. Batavia, Borneo, Telang.
- pillicollis*, Reitter, *l.c.*, p. 293.
Hab. Batavia.
- pilpalpis*, Reitter, Notes, Leyden Mus., v. 1883, p. 9.
Hab. Sumatra.
- sexstriatus*, Reitter, Verh. Zool. bot. Ges. Wien, xxxiii, 1883, p. 411.
Hab. Borneo, Tameanglaiang.
- trossulus*, Schaufuss, Tijds. v. Ent., xxix, 1886, p. 247.
Hab. Sumatra.
- unipunctatus*, Reitter, Verh. Zool. bot. Ges. Wien, xxxiii, 1883, p. 410.
Hab. Borneo, Pengaron.

Genus TYRAPHUS.

- Sharp, Trans. Ent. S. Lond., 1874, p. 489.
- semipacus* (*Tychus*), Schaufuss, Psel. Siam's, 1877, p. 3.
Hab. Siam, Bangkok.

Genus CURCULIONELLUS.

- Westwood, Trans. Ent. S. Lond., 1870, p. 127; *id.*, Thes. Ent. Oxon., 1874, p. 98:
Reitter, Bull. Soc. Ent. Fr., (6s.) iii, p. lxxvi; Raffray, Rev. d'Ent., ii, p. 235.
- rugithorax*, Reitter, Verh., Zool. bot. Ges. Wien, xxxii, 1882, p. 294.
Hab. Batavia.

Genus **TYCHUS.**

- Leach, Zool. Misc., iii, 1817, p. 84 : Lacord., Gen. Col., ii, p. 170 : Jacq. Duval, Gen. Col. Eur., i, p. 132 : Mun. Cat., p. 635 : Leconte & Horn, Class. Col., p. 87 : Reitter, Verh. Zool. bot. Ges. Wien, xxxi, 1881, p. 451, 509.
- dilatatus*, Motschulsky, Bull. Mosc., xxiv (4), 1851, p. 496.
Hab. India.
- quadrifoveolatus*, Motschulsky, *l.c.*, p. 495 : Schaufuss, Bull. Soc. Ent. Fr., (6s.) ii, 1882, p. cxiii.
Hab. India, Burma.
- testaceus*, Schaufuss, Pselaph. Siam's, 1877, p. 4.
Hab. Siam, Bangkok.

Genus **ATYCHODEA.**

- Reitter, Verh. Zool. bot. Ges. Wien, xxxiii, 1883, p. 412.
- lenticornis*, Reitter, *l.c.*, p. 414, t. 20, f. 19, 20.
Hab. Borneo, Telang, Tameanglaiang.
- Raffrayi*, Reitter, *l.c.*, p. 414, t. 20, f. 23.
Hab. Borneo, Telang.
- Simoniana*, Reitter, *l.c.*, p. 413, t. 20, f. 21, 22.
Hab. Borneo, Telang.
- singularis*, Reitter, *l.c.*, p. 414, t. 20, f. 24 : Schaufuss, Berlin Ent. Zeits., xxxi, 1887, p. 297.
Hab. Borneo, Tameanglaiang.

Genus **FILIGER.**

- Schaufuss, Pselaph. Siam's, 1877, p. 17 ; *id.*, Nunq. Otios., ii, 1877, p. 246, 454 : Reitter, Verh. Zool. bot. Ges. Wien, xxxiii, 1883, p. 415.
- ampliventris*, Schaufuss, Pselaph. Siam's, 1877, p. 17.
Hab. Siam, Bangkok.
- cariniventris*, Schaufuss, *l.c.*, p. 17.
Hab. Siam.
- conicoollis*, Schaufuss, *l.c.*, p. 17.
Hab. Siam, Bangkok.
- primus*, Reitter, Verh. Zool. bot. Ges. Wien, xxxiii, 1883, p. 415, t. 20, f. 18.
Hab. Borneo, Telang.

Genus **APHARINA.**

- Reitter, Verh. Natur. Ver. Brünn, xx, 1883, p. 194 ; *id.*, Verh. Zool. bot. Ges. Wien, xxxii, 1882, p. 295 ; *id.* xxxiii, p. 414.
- fuscipennis*, Reitter, Verh. Zool. bot. Ges. Wien, xxxiii, 1883, p. 415, t. 20, f. 15.
Hab. Borneo, Telang.

simonis, Reitter, *l.c.*, xxii, 1882, p. 296.

Hab. Batavia.

squamiceps (*Panaphantus*), Schaufuss, Notes Leyden Mus. iv, 1880, p. 146; *id.* Tijds. v. Ent., xxv, 1882, p. 66.

Hab. Java.

Genus **MESTOGASTER.**

Schmidt, Beitr. z. Mon. Psel., 1838, p. 9: Reitter, Wien Ent. Zeit., i, p. 170; *id.*, Bull. Soc. Ent. Fr., (6s.) iii, 1883, p. x.

? *Metawoides*, Schaufuss, Pselaph. Siam's, 1877, p. 13; *id.*, Nunq. Otios., ii, p. 463; Ann. Soc. Ent. Fr., (6s.) ii, 1882, p. 108, 117; *ib.*, Bull., p. cxvii.

bruchiformis (*Metawoides*), Schaufuss, Pselaph. Siam's, 1877, p. 13.

Hab. Siam, Bangkok.

crassicornis, Schmidt, Beitr. z. Mon. Psel., 1838, p. 9, t. 2, f. 8.

Hab. India.

nitidicollis, Reitter, Verh. Zool. bot. Ges. Wien, xxxii, 1882, p. 296.

Hab. Batavia.

Genus **HYBOCEPHALUS.**

Motschulsky, Bull. Mosc., xxiv (4), 1861, p. 482: Mun. Cat., p. 693: Schaufuss, Nunq. Otios., ii, p. 246; *id.*, Ann. Mus. Civ. Gen., 1883, p. 353: Reitter, Verh. Zool. bot. Ges. Wien, xxxiii, 1883, p. 416.

dentiventris, Reitter, Verh. Zool. bot. Ges. Wien, xxxiii, 1883, p. 416.

Hab. Borneo, Telang.

informis, Reitter, *l.c.*, p. 417, t. 20, f. 17.

Hab. Borneo, Telang.

minimus, Motschulsky, Bull. Mosc., xxiv (4), 1861, p. 482: Schauf., Ann. Mus. Civ. Gen., xviii, p. 354: Reitter, *l.c. supra*, p. 416.

Hab. India, Celebes, Macassar.

squamosus, Motschulsky, Bull. Mosc., xxiv (4), 1861, p. 482: Schauf., *l.c. supra*; p. 355: Reitter, *l.c. supra*, p. 416.

Hab. India, Burma.

telangensis, Reitter, Verh. Zool. bot. Ges. Wien, xxxiii, 1883, p. 417, t. 20, f. 16.

Hab. Borneo, Telang, Tameanglaiang.

Genus **IMTEMPUS.**

Reitter, Verh. Naturf. Ver. Brünn, xx, 1882, p. 195, 209.

punctatissimus, Reitter, Deutsche Ent. Zeits., xxix, 1885, p. 387, t. 3, f. 27.

Hab. Philippines, Manilla.

Genus **MECHANICUS.**

Schaufuss, Tijds. v. Ent., xxx, 1887, p. 158.

chlamydophorus, Schaufuss, *l.c.*, p. 158.

Hab. Sumatra.

Genus **PTHARTOMICRUS.**

Schaufuss, Tijds. v. Ent., xxx, 1887, p. 156.

externus, Schaufuss, *l.c.*, p. 156.

Hab. Sumatra.

Genus **ZETHOPSUS.**

Reitter, *Syn. tab.*, Verh. Zool. bot. Ges. Wien, xxxiii, 1883, p. 418: Raffray, Rev. d'Ent., vi, p. 50.

Zethus, Schaufuss, Nunq. Otios., ii, 1872, p. 294; *id.*, Psel. Siam's, 1877, p. 11 (*nom. praeoc.*).

batavianus, Schaufuss Tijds. v. Ent., xxv, 1882, p. 67; *id.*, Notes Leyden Mus., iv, p. 147: Reitter, *Syn.*, p. 419.

Hab. Batavia.

Dohrni, Raffray, Rev. d'Ent., ii, 1883, p. 248, t. 5. f. 24, 25.

Hab. Burma.

nitidulus, Reitter, Verh. Zool. bot. Ges. Wien, xxxii, 1882, p. 382; *Syn.*, p. 419.

Hab. Ceylon.

opacus, Schaufuss, Psel. Siam's, 1877, p. 12: Reitter, *Syn.*, p. 418.

Hab. Siam.

sculptifrons, Reitter, Verh. Zool. bot. Ges. Wien, xxxiii, 1883, p. 419.

Hab. Batavia.

simplicifrons, Reitter, *l.c.*, p. 419.

Hab. Borneo.

Westwoodii, Motschulsky, Bull. Mosc., xxiv (4), 1851, p. 500: Schaufuss, Bull. Soc.

Ent. Fr., (6s.) ii, 1882, p. cxliii: Reitter, *Syn.*, p. 419.

Hab. India, Barma.

Genus **NEODEUTERUS.**

Schaufuss, Tijds. v. Ent., xxx, 1887, p. 151.

admirandus, Schaufuss, *l.c.*, p. 152.

Hab. Sumatra.

alter, Schaufuss, *l.c.*, p. 153.

Hab. Sumatra.

Genus **PYXIDICERUS.**

Motschulsky, Bull. Mosc., xxxvi (2), 1863, p. 422: Mun. Cat., p. 697: Schaufuss, Tijds. v. Ent., xxx, 1887, p. 93.

amoenus, Schaufuss, Tijds. v. Ent., xxx, 1887, p. 94, 95, 99.

Hab. Sumatra.

- castaneus**, Motschulsky, Bull. Mosc., xxxvi (2), 1863, p. 423, t. 9, f. 16 : Schaufuss, *l.c. supra*, p. 94.
Hab. Ceylon.
- cordiger**, Schaufuss, Tijds. v. Ent., xxx, 1887, p. 94, 95, 99.
Hab. Sumatra.
- Rajah**, Schaufuss, *l.c.*, p. 93, 94, 96.
Hab. Sumatra.
- triphthalmus**, Schaufuss, *l.c.*, p. 94, 95, 96.
Hab. Sumatra.
- tythus**, Schaufuss, *l.c.*, p. 94, 95, 97.
Hab. Sumatra.
- venustus**, Schaufuss, *l.c.*, p. 94, 95, 98.
Hab. Sumatra.

Genus **APHILIA.**

- Reitter, Verh. Naturf. Ver. Brünn, xx, 1881, p. 196 ; *id.*, Verh. Zool. bot. Ges. Wien, xxxii, 1882, p. 297.
- femorata**, Reitter, Verh. Zool. bot., Ges. Wien, xxxii, 1882, p. 297.
Hab. Borneo, Tumbang Hiang.

Genus **OCTOMICRUS.**

- Schaufuss, Nunq. Ot., ii, 1877, p. 452 ; Psel. Siam's, p. 14.
- interruptus**, Schaufuss, Tijds. v. Ent., xxix, 1886, p. 275.
Hab. Sumatra.
- longulus**, Schaufuss, Pselaph. Siam's, 1877, p. 174.
Hab. Siam, Bangkok.
- verticalis**, Schaufuss, Tijds. v. Ent., xxix, 1886, p. 275.
Hab. Sumatra.

Genus **EUPLECTOMORPHUS.**

- Motschulsky, Bull. Mosc., xxxvi (2), 1863, p. 424 : Mun. Cat., p. 698 : Schaufuss, Tijds. v. Ent., xxix, 1886, p. 282.
- elegans**, Schaufuss, Tijds. v. Ent., xxx, p. 169.
Hab. Sumatra.
- pygmaeus**, Motschulsky, Bull. Mosc., xxxvi (2), 1863, p. 424, t. 9, f. 17.
Hab. Ceylon.
- testis**, Schaufuss, Tijds. v. Ent., xxix, 1886, p. 281.
Hab. Ceylon.

Genus **EUPLECTUS.**

- Leach, Zool. Misc., iii, 1817, p. 80 : Aubé, *Rév. Psel.*, Ann. Soc. Ent. Fr., (2s.) ii, 1844, p. 140 : Lacord., Gen. Col., ii, p. 177 : Jacq. Duval, Gen. Col. Eur., i, p. 136 : Mun. Cat., p. 695 : Raffray, Rev. d'Ent., ii, 1883, p. 229 : Broun, New Zeal. Jl. Sci., ii, 1884, p. 238 : Leconte & Horn, Class. Col., p. 88 : Sharp, Biol. Centr. Amer., Col., ii (i), p. 36 : Reitter, Verh. Zool. bot. Ges. Wien, xxxi, 1881, p. 452, 521.

Bibleplectus, Reitter, Verh. Zool. bot. Ges. Wien, xxxi, 1881, p. 529.

Biblioporus, Thomson, Skand. Col., i, 1859, p. 53 ; iii, p. 225 : Reitter, Verh. Zool. bot. Ges. Wien, xxxi, 1881, p. 452, 530.

Pseudoplectus, Reitter, Verh. Zool. bot. Ges. Wien, xxxi, 1881, p. 452, 531.

acuminatus, Schaufuss, Tijds. v. Ent., xxv, 1882, p. 49 ; Notes Leyden Mus., iv, p. 149.

Hab. Batavia.

brachyurus, Motschulsky, Bull. Mosc., xxiv (4), 1851, p. 500.

Hab. India.

breviusculus, Motschulsky, *l.c.*, p. 500.

Hab. India.

denticollis (*Evgleptops*), Schaufuss, Tijds. v. Ent., xxx, 1887, p. 155.

Hab. Sumatra.

divergens, Reitter, Verh. Zool. bot. Ges. Wien, xxxiii, 1883, p. 420, t. 20, f. 25.

Hab. Borneo, Telang.

fuscipennis (*Pseudoplectus*), Reitter, *l.c.*, xxxii, 1882, p. 297.

Hab. Borneo.

hipposideros, Schaufuss, Pselaph. Siam's, 1877, p. 12.

Hab. Siam,

indicus, Schmidt, Beitr. z. Mon. Psel., 1838, p. 10, t. 2, f. 6.

Hab. India.

infuscatus, Motschulsky, Bull. Mosc., xxiv (4), 1851, p. 500.

Hab. India.

metallicus, Schmidt, Beitr. z. Mon. Psel., 1838, p. 11, t. 2, f. 7.

Hab. Calcutta.

pumilio (*Bibleplectus*), Reitter, Verh. Zool. bot. Ges. Wien, xxxii, 1882, p. 298.

Hab. Batavia.

selakyi, Schaufuss, Pselaph. Siam's, 1877, p. 13.

Hab. Siam.

Genus **TRICHONYX.**

Chaudoir, Bull. Mosc., xviii (3), 1845, p. 164 : Lacord., Gen. Col., ii, p. 172 : Jacq.

Duval, Gen. Col. Eur., i, p. 134 : Mun. Cat., p. 686 : Leconte & Horn, Class. Col.

p. 88 ; Sharp, Biol. Centr. Amer., Col., ii (i), p. 40 : Reitter, Verh. Zool. bot. Ges.

Wien, xxxi, 1881, p. 452, 520.

Amaronyxa, Reitter, Verh. Zool. bot. Ges. Wien, xxxi, 1881, p. 452, 519.

alliformis, Raffray, Rev. d'Ent., i, 1882, p. 79.

Hab. Java.

Species incertae sedis.

atomus (*Bythinus*), Schaufuss, Tijds. v. Ent., xxv, 1882, p. 65 ; *id.*, Notes Leyden

Mus. iv, 1882, p. 146 : Reitter, Verh. Zool. bot. Ges. Wien, xxxiii, 1883, p. 496.

Hab. Java, Batavia.

Family **STAPHYLINIDÆ.**

Catalogue of the Insecta of the Oriental Region, No. 12. Order Coleoptera,
Family STAPHYLINIDÆ—By E. T. ATKINSON, B. A.

The *Staphylinidæ* are very numerous in the Oriental Region, though little attention has been paid to them in India proper. They are usually of a small size, with short elytra, and an entirely corneous abdomen, for the most part exposed. They are divided into two sub-families, *Staphylininæ* and *Micropeplinae*, of which the first is represented in our Fauna. Messrs. Leconte & Horn, following Jacquelin Duval and Fauvel, distribute the sub-family *Staphylininæ* into the following tribes:—

- | | |
|---|--------------------------|
| Antennæ inserted upon the frons. | 2 |
| Antennæ inserted at the anterior margin of the head. | 3 |
| Antennæ inserted under the sides of the frons. | 4 |
| 2. Prothoracic spiracles visible, front coxæ large; antennæ not abruptly clavate: fourth joint of maxillary palpi distinct. | I. <i>Aleocharini.</i> |
| Prothoracic spiracles not visible, front coxæ small, antennæ slender, distinctly clavate, fourth joint of maxillary palpi obsolete. | III. <i>Stenini.</i> |
| 3. Antennæ filiform or gradually thickened, fourth joint of maxillary palpi distinct. | II. <i>Staphylinini.</i> |
| 4. Front coxæ conical, prominent; | 5 |
| Front coxæ transverse | ix <i>Protinini.</i> |
| Front coxæ globose | x <i>Piestini.</i> |
| 5. No ocelli | 6. |
| Ocelli two, situated at or behind the vertex. | viii <i>Homalinini.</i> |
| 6. Hind coxæ transverse; | 7. |
| Hind coxæ conical. | iv <i>Paederini.</i> |
| 7. Seventh abdominal segment retractile | 8. |
| Seventh abdominal segment exposed | vii <i>Oxgylini</i> |
| 8. Prothoracic spiracles visible: epipleuræ well defined | v. <i>Tachyporini.</i> |
| Prothoracic spiracles concealed: epipleuræ ill defined. | vi <i>Phlaeocharini.</i> |

Principal works noticed.

Casey, T. L. :—Revision of the *Stenini* of N. America, 1884.

Duvivier, A. :—'Enumeration des Staphylinides décrits depuis la publication du Catalogue de M. M. Geminiger et Harold' in *Annales de la Société Entomologique de Belgique*, xxvii, 1883, p. 91—215.

Erichson, W. F. :—'Käf. Mark Brand.', 'Die Käfer der Mark Brandenburg,' Berlin, i, 1837; 'Gen. Staph.,' Genera et species Staphylinorum, Berlin, 1840.

Fauvel, A. :—'Les Staphylinides de l'Australie et de la Polynésie,' in *Ann. Mus. Civ. Gen.*, x, 1877, p. 168; *ib.*, xv, 1878, p. 465; des Moluques et de la Nouvelle Guinée, *ib.*, xii, 1878, p. 171; de l'Afrique boréale, *Bull. Soc. Norm.*, (3s.) ii, 1878, p. 88; de l'Amérique du Nord, *ib.*, p. 157; des Iles Philippines, *Rev. d'Ent.*, v, 1886, p. 143; *Faune Gallo-Rhôneane*, vol. iii.

- Gravenhorst, J. L. :—' *Micr. Bruns.*, ' Coleoptera Microptera Brunsvicensia,' Brunswick, 1802. ' *Mon. Col. Micr.*, ' Monographia Coleopterorum micropterorum, Gottingen, 1806.
- Horn, G. H. :—Synopsis of the *Philonthi* of N. America, Trans. Amer. Ent. Soc., xi, 1884, p. 177.
- Jacquelin Duval, C. :—' Genera des Coléoptères d'Europe,' ii, 1867, p. 1—96.
- Kraatz, G. :—' Naturgeschichte d. Ins. Deutschl.,' vol. ii, 1856; ' Die Staphylinen-Fauna von Ostindien insbesondere der Insel Ceylon,' in Wiegman Archiv., xxv (i) 1859, p. 1.
- Mannerheim von, C. G. :—' *Brachél.*, ' Précis d'un nouvel arrangement de la famille des Brachélytres,' in Mém. présentés à l'Acad. St. Petersb., i, 1830, p. 415.
- Motschulsky, V. de :—Extrait d'une lettre adressé à M. Zoubkoff, Bull. Mosc., x (5) 1837, p. 97; ' Enumération des nouvelles espèces des Coléoptères,' *ib.*, xxx (4), 1857, p. 490; xxxi (i), 1858, p. 634; *ib.*, (2), p. 204; Essai d'une Catalogue des insectes de l'île Ceylon, *ib.*, xxxiv (1), 1861, p. 95.
- Mulsant & Rey :—' Tribu des Brevipennes,' Ann. Soc. Linn. Lyon, xix, 1872, p. 91; Mém. Acad. Lyon, xix, 1873, p. 75; *ib.*, xx, 1873-4, p. 23, 285; Ann. Soc. Agric. Lyon, (4s.) viii, 1875, p. 145.
- Nordmann von, A. :—' *Symb. Mon. Staph.*, ' Symbolæ ad Monographiam Staphylinorum,' in Mém. Acad. St. Petersb., iv, 1837, p. 1.
- Sahlberg, J. :—' Enumeratio Coleopterorum Brachelytrorum Fennicæ,' in Acta Soc. Scient. Fenn., 1876.
- Sharp, D. :—Staphylinidæ of Japan, in Trans. Ent. S. Lond., 1874, p. 1; *id.*, Ann. Mag. N. H., (7s.) ii, iii, 1888-89; of the Amazon Valley, Trans. Ent. S. Lond., 1876, p. 27; of Central America, Biol. Centr. Amer., Col., i (2), 1883, p. 145.

Family STAPHYLINIDÆ

- Westwood, Mod. Class. Ins., i, 1839, p. 162 : (*Brachélytres*) Latreille, Règne Anim., i, p. 179; *id.*, (*Brachyptera*) Fam. Nat., p. 243 : (*Microptera*) Gravenhorst, Col. Micr. Bruns., 1802 : (*Staphylini*) Erichson, Gen. Staph., 1840 : Kraatz, Naturg. Ins. Deutschl., iii : (*Staphyliniens*) Lacord., Gen. Col., ii, p. 17 : (*Staphylinides*) Jacq. Duval, Gen. Col. Eur., ii, p. 1 : Leconte & Horn, Class. Col., p. 89.
- ALEOCHARINI :—(*Aléocharides*), Lacord., Gen. Col., ii, 1854, p. 26 : Jacq. Duval, Gen. Col. Eur., ii, p. 2 : Mun. Cat., p. 502 : Muls. & Rey, Hist. Nat. Col. France, *Aléoch.*, 1871 : Fauvel, Ann. Mus. Civ. Gen., xii, p. 287 : Leconte & Horn, Class. Col., p. 90 : Sharp, Biol. Centr. Amer., Col., i (2), 1883, p. 145.

Genus AUTALIA.

- Mannerheim, Brachél., 1830, p. 87 : Erichson, Gen. Staph., p. 46 : Boisd. & Lacord., Faune Ent. Paris., i, 1835, p. 557 : Lacord., Gen. Col., ii, p. 27 : Kraatz, Naturg. Ins., ii, p. 29 : Jacq. Duval, Gen. Col., ii, p. 4, t. 1, f. 3 : Mun. Cat., p. 502 : Leconte & Horn, Class. Col., p. 92.

angustata, Motschulsky, Bull. Mosc., xxxi (3), 1858, p. 261.

Hab. India.

riparia, Motschulsky, Et. Ent., 1859, p. 93.

Hab. Ceylon.

Genus *FALAGRIA*.

Mannerheim, Brachél., 1830, p. 86 : Erichson, Gen. Staph., p. 48 : Boisd. & Lacord., Faune Ent. Paris, i, 1835, p. 555 : Lacord., Gen. Col., ii, p. 28 : Kraatz, Naturg. Ins., ii, p. 32 : Jacq. Duval, Gen. Col. Eur., ii, p. 4, t. 1, f. 3 : Mun. Cat., p. 502 : Leconte, Proc. Ac. Sci. Philad., 1866, p. 372 : Fauvel, Ann. Mus. Civ. Gen., x, p. 295 ; *id.*, *ib.*, xii, p. 309 : Sharp, Trans. Ent. S. Lond., 1876, p. 41 ; *id.*, Biol. Centr. Amer., Col., i (2), p. 232 : Leconte & Horn, Class. Col., p. 91.

Cardiola, Muls. & Rey, Ann. Soc. Agric. Lyon, (4s.) vii, 1874, p. 478 : Hist. Nat. Col. Fr. Brevic., Myr. (2), p. 452.

Myrmecocephalus, W. MacLeay, Trans. Ent. S. N. S. Wales, ii, 1871, p. 134.

Stillicoides, Broun, New Zealand Col., 1880, p. 93.

dimidiata, Motschulsky, Bull. Mosc., xxxi (3), 1858, p. 93.

flavocincta, Kraatz, Wieg. Arch., xxv (i), 1859, p. 4.

Hab. India, Ceylon.

gracilis, Motschulsky, xxxi (3), 1858, p. 260.

Hab. India.

longicornis, Kraatz, Wieg. Arch., xxv, (i), 1859, p. 6.

Hab. Ceylon.

obscura, Gravenhorst, Microp. Brunsw., 1802, p. 74 : Kraatz, Nat. Ins. Deutsch., ii, p. 35 ; *id.*, Wieg. Arch., xxv (ii), p. 5 : Jacq. Duval, Gen. Col., Eur., ii, p. 4, t. 1, f. 4.

flavipes, Stephens, Ill. Brit. Ent., v, 1832, p. 105.

floralis, Stephens, *l.c.*, p. 105.

nitens, Stephens, *l.c.*, p. 105.

Hab. Britain, France, Europe, India.

parva, Kraatz, Wieg. Arch., xxv (i), 1859, p. 6.

Hab. Ceylon.

pygmaea, Kraatz, *l.c.*, p. 7.

Hab. Ceylon.

subrugosa, Kraatz, *l.c.*, p. 5.

Hab. Ceylon.

veluticollis, Motschulsky, Bull. Mosc., xxxi (3), 1858, p. 261.

opacicollis, Kraatz, Wieg. Arch., xxv (i), 1859, p. 4.

Hab. India, Ceylon.

vestita, Boheman, Freg. Eng. Resa, Col., 1858, p. 25.

Hab. China.

villia, Kraatz, Wieg. Arch., xxv (i), 1859, p. 5.

Hab. India.

Genus **BOLITOCCHARA**.

Mannerheim, Brachél., 1830, p. 75 : Erichson, Gen. Staph., p. 57 : Lacord., Gen. Col., ii, p. 30 : Mun. Cat., p. 504 : Kraatz, Naturg. Ins., ii, p. 36 : Jacq. Duval, Gen. Col., ii, p. 8, t. 1, f. 5 : Fauvel, Ann. Mus. Civ. Gen., xii, p. 306 : Leconte & Horn, Class. Col., p. 93.

amabilis, Motschulsky, Bull. Mosc., xxxiv (i), 1861, p. 154.

Hab. Ceylon.

testacea, Kraatz, Wieg. Arch., xxv (i), 1859, p. 7.

Hab. Ceylon.

Genus **ECCOPTOGENIA**.

Kraatz, Wieg. Arch., xxv (i), 1859, p. 8 : Mun. Cat., p. 505.

rufa, Kraatz, *l.c.*, p. 9, t. 1, f. 1 a.-c.

Hab. Ceylon.

Genus **HOPLANDRIA**.

Kraatz, Linn. Ent., xi, 1857, p. 4, t. 1, f. 6, t. 2, f. 14 : Mun. Cat., p. 505 : Leconte & Horn, Class. Col., p. 91 : Sharp, Biol. Centr. Amer., Col., i (2), p. 219.

fuscipennis, Kraatz, Wieg. Arch., xxv (i), 1859, p. 9.

Hab. Ceylon.

Genus **PELIUSA**.

Erichson, Gen. Staph., 1840, p. 192 : Lacord., Gen. Col., ii, p. 44 : Mun. Cat., p. 506.

pallescens, Motschulsky, Bull. Mosc., xxxi (3), 1858, p. 226.

Hab. India.

Genus **SCHISTOGENIA**.

Kraatz, Linn. Ent., xi, 1857, p. 39 : Mun. Cat., p. 506.

orentoollis, Kraatz, *l.c. supra*, p. 40 ; *id.*, Wieg. Arch., xxv (i), 1859, p. 13, t. 1, f. 5 a.-b.

Hab. Ceylon.

Genus **SILUSA**.

Erichson, Käfer Mark Brand., i, 1837, p. 377 ; *id.*, Gen. Staph., p. 205 : Kraatz, Naturg. Ins. Deutschl., ii, p. 44 : Lacord., Gen. Col., ii, p. 45 : Kraatz, Naturg. Ins., ii, p. 44 ; Jacq. Duval, Gen. Col., ii, p. 5, t. 5, f. 21 : Mun. Cat., p. 507 : Sharp, Biol. Centr. Amer., Col., i (2), p. 274 : Leconte & Horn, Class. Col., p. 93.

Stenusæ, Kraatz, Naturg. Ins. Deutschl., ii, 1856, p. 47 ; *id.*, Berlin Ent. Zeits., 1866, p. 339 : Mun. Cat., p. 507 : Leconte & Horn, Class. Col., p. 93.

ceylonica (*Stenusæ*), Kraatz, Linn. Ent., xi, 1857, p. 8 ; *id.*, Wieg. Arch., xxv (i), p.

10.

Hab. Ceylon.

Genus **OCALEA.**

Erichson, Käfer Mark Brandenb., i, 1837, p. 298 ; *id.*, Gen. Staphyl., p. 60 : Lacord., Gen. Col., ii, p. 38 : Kraatz, Naturg. Ins., ii, p. 49 : Jacq. Duval, Gen. Col., ii, p. 15, t. 2, f. 8 : Mun. Cat., p. 507 : Leconte & Horn, Class. Col., p. 92 : Sharp, Biol. Centr. Amer., Col., i (2), p. 169.

Rheochara, Muls. & Rey, Ann. Soc. Linn. Lyon, (n. s.) xxi, 1874, p. 1.

indica, Kraatz, Wieg. Arch., xxv (i), 1859, p. 12.

Hab. India.

Genus **LEPTUSA.**

Kraatz, Naturg. Ins. Deutschl., ii, 1858, p. 50 : Jacq. Duval, Gen. Col., ii, p. 5, t. 6, f. 27 : Mun. Cat., p. 508 : Leconte & Horn, Class. Col., p. 93.

Ousigalia, Gozis, Recherche, 1886, p. 13.

Pachygluta, Thomson, Skand. Col., i, 1859, p. 32 ; ii, p. 276.

Pasilia, Muls. & Rey, Ann. Soc. Linn. Lyon, (n. s.), xix, 1872, p. 316.

Pisalia, Muls. & Rey, *l. c.*, p. 325.

Sipalia, Muls. & Rey, *l. c.*, 1853, 32, t. 2, f. 1, 2 : Thomson, Skand. Col., i, 1859, p. 4, iii, p. 105.

annuliventris, Kraatz, Wieg. Archiv., xxv (i), 1859, p. 12.

Hab. India.

varicornis, Kraatz, *l. c.*, p. 13.

Hab. Ceylon.

Genus **COENONICA.**

Kraatz, Linn. Ent., xi, 1857, p. 45 : Mun. Cat., p. 510.

puncticollis, Kraatz, *l. c.*, p. 46 : *id.*, Wieg. Arch., xxv (i), 1859, p. 10, t. 1, f. 3 : Fauvel, Ann. Mus. Civ. Gen., xv, p. 112.

indica (*Phloeopora*), Motschulsky, Bull. Mosc., xxxi (3) 1858, p. 258.

Hab. India, Ceylon.

Genus **LINOGLOSSA.**

Kraatz, Wieg. Arch., xxv (i), 1859, p. 10 : Mun. Cat., p. 510.

bifoveolata, Kraatz, *l. c.*, p. 11, t. 1, f. 2.

Hab. India.

Genus **ALEOCHARA.**

Gravenhorst, Col. Micr., 1802, p. 67 : Mannerheim, Brachél., p. 66 : Erichson, Gen. Staph., p. 158 : Lacord., Gen. Col., ii, p. 40 : Kraatz, Naturg. Ins., ii, p. 82 : Jacq. Duval, Gen. Col., ii, p. 12, t. 3, f. 14 : Mun. Cat., p. 512 : Fauvel, Ann. Mus. Civ. Gen., xii, p. 305 : Leconte & Horn, Class. Col., p. 92.

Baryodma, Thomson, Skand. Col., i, 1859, p. 30 ; ii, p. 249.

Ceranota, Stephens, Ill. Brit. Ent., v, 1832, p. 161.

Copiata, Gozis, Recherche, 1886, p. 12.

Coprochara, Muls. & Rey, Ann. Soc. Linn. Lyon, (n. s.) xx, 1872, p. 430.

Dyschara, Muls. & Rey, *l. c.*, p. 425.

Homoeochara, Muls. & Rey, *l. c.*, p. 414.

- Hoplonotus*, Schmidt Goebel, Stettin Ent. Zeit., 1846, p. 245.
Mecorhopalus, Solier, Gay's Hist. Fis. Chili, Zool, 1851, p. 350.
Polychara, Muls. & Rey, l. c. *supra*, p. 348.
Polistoma, Stephens, Man. Brit. Col., 1839, p. 354; Gozis, Réch., 1886, p. 12.
Xenochara, Muls. & Rey, l. c. *supra*, p. 344.
- asiatica*, Kraatz, Wieg. Arch., xxv (i), 1859, p. 15; Fauvel, Ann. Mus. Civ. Gen., xii, p. 306; Sharp, Ann. Mag. N. H., ii, 1888, p. 281.
japonica, Sharp, Trans. Ent. S. Lond., 1874, p. 8.
 Hab. India, Ceylon, Hongkong, Japan, Celebes, Aru Isles.
- badia*, Motschulsky, Bull. Mosc., xxxi (3), 1858, p. 237.
 Hab. India.
- brunneiventris*, Kraatz, Wieg. Arch., xxv (i), 1859, p. 14.
 Hab. India.
- castanea*, Motschulsky, Bull. Mosc., xxxi (3), 1858, p. 289.
 Hab. India.
- croceipennis*, Motschulsky, l. c., p. 238.
maculipennis, Kraatz, Wieg. Arch., xxv (i), 1859, p. 17.
sanguinipennis, Kraatz, l. c., p. 17.
 Hab. India, Ceylon, Celebes, Australia.
- denticulata*, Motschulsky, l. c. *supra*, p. 238.
 Hab. India.
- haematopyga*, Kraatz, Wieg. Arch., xxv (i), 1859, p. 15.
 Hab. Ceylon.
- hindustana*, Motschulsky, Bull. Mosc., xxxi (3), 1858, p. 237.
 Hab. India.
- minutissima*, Kraatz, Wieg. Arch., xxv (i), 1859, p. 19.
 Hab. Ceylon.
- mutata*, Gemm. & Har. Mun. Cat., 1868, p. 514.
tennicornis, Motsch., Bull. Mosc., xxv (3), 1858, p. 240 (*see* Kraatz).
 Hab. India.
- nigra*, Kraatz, Wieg. Arch., xxv (i), 1859, p. 13 (*see* Steierm.).
 Hab. Ceylon.
- postica*, Walker, Ann. Mag. N. H., (3s.) ii, 1858, p. 205.
 Hab. Ceylon.
- nuberula*, Klug, Ins. Madagasc. Col., 1833, p. 51; Erichson, Gen. Staphyl., 1839, p. 165; Wollaston. Cat. Mad. Col., 1857, p. 180; *id.*, Canar. Col., 1864, p. 551; Kraatz, Wieg. Archiv., xxv (i), 1859, p. 16; Rey, Brévip., 1874, p. 60; Fauvel, Ann. Mus. Civ. Gen., x, 1877, p. 292.
Armitagsi, Wollaston, Ins. Mader., Col., 1854, p. 559.
decorata, Aubé, Ann. Soc. Ent. Fr., (2s.) viii, 1850, p. 311.
india, Fauvel, l. c., (3s.) iii, 1863, p. 428.
vaga, Erichson, Gen. Staphyl., 1839, p. 172.
 Hab. W. Indies, N. America, Europe, Africa, Japan, China, Ceylon, Burma, Java, Sumatra, New Caledonia, Australia.

punctiventris, Kraatz, Wieg. Arch., xxv (i), 1869, p. 19.
Hab. Ceylon.

rutilipennis, Kraatz, *l. c.*, *supra*, p. 17.
Hab. Ceylon.

subjecta, Walker, Ann. Mag. N. H., (3s.), 1859, p. 52.
Hab. Ceylon.

translata, Walker, *l. c.* *supra*, p. 52.
Hab. Ceylon.

trivialis, Kraatz, Wieg. Arch., xxv (i), 1869, p. 19.
Hab. Ceylon.

tuberiventris, Kraatz, *l. c.* *supra*, p. 14.
Hab. India.

Genus **DINARDA.**

Mannerheim, Brachél., 1830, p. 65 : Boisd. & Lacord., Faune Ent. Paris, i, p. 524 :
Lacord., Gen. Col., ii, p. 41 : Jacq. Duval, Gen. Col., ii, p. 10, t. 4, f. 17 : Mun.
Cat., p. 517.

serriicornis, Walker, Ann. Mag. N. H., (3s) iii, 1859, p. 52.
Hab. Ceylon.

Genus **PORUS.**

Hope, Royle's Himalaya, 1839, p. 54 : Kraatz, Linn. Ent., xi, 1857, p. 21 : Mun.
Cat., p. 518 : Fauvel, Rev. d'Ent., viii, 1889, p. 285.

Myrmedonia, pt, Lacordaire, Gen. Col., ii, 1854, p. 285.

ochraceus, Hope, *l. c.* *supra*, p. 55, t. 9, f. 10 : Eriehson, Gen. Staph., p. 43 : Kraatz.,
Linn. Ent., xi, 1857, p. 21, t. 1. f. 19 ; *id.*, Wieg. Archiv., xxv (i), p. 20.
ferrugineus, Kraatz, Linn. Ent., 1857, p. 22. E. Soudan, Abyssinia.
Hab. Africa, India, Nepal, Assam, Moradabad (N. W. P.).

Genus **TERMIDONIA.**

Motschulsky, Et. Ent., viii, 1859 (*ined.*) : Mun. Cat., p. 519.

laminata, Motschulsky, *l. c.*, p. 87.
Hab. Ceylon.

Genus **ACANTHOGLOSSA.**

Motschulsky, Et. Ent., viii, 1859, p. 89 (*sec.* Kraatz (1858), Mun. Cat., p. 623=
Stilicopsis, Sachse).

Glossacantha, Gemm. & Har., Mun., Cat., 1868, p. 519.

badia, Motschulsky, Etud. Ent., viii, 1859, p. 89.
Hab. Ceylon.

humerosa, Motschulsky, *l. c.*, p. 90.
Hab. Ceylon.

Genus **MYRMEDONIA.**

Erichson, Käfer Mark Brand., i, 1837, p. 286; *id.*, Gen. Staph., p. 35 : Lacord., pt, Gen. Col., ii, p. 29 : Kraatz, Naturg. Ins., ii, p. 118 : Jacq. Duval, Gen. Col. Eur., ii, 1857 : p. 9, t. l. f. 1-2 : Kraatz, Wieg. Arch., xxv (i), p. 20 : Mun. Cat., p. 519 : Sharp, Trans. Ent. S. Lond., 1876, p. 52 : *id.*, Biol. Centr. Amer., Col., i(2), p. 198 : Leconte & Horn, Class. Col., p. 92.

? *Drusilla* (Leach), Boisd. & Lacord., Fanne Ent. Paris, i, 1835, p. 534.

Myrmelia, Muls. & Rey, Ann. Soc. Agric. Lyon, (4s.) vi, 1873, p. 86 ; *id.*, Ann. Soc. Linn. Lyon, xx, 1873-4, p. 6.

Myrmoccia, Muls. & Rey, Ann. Soc. Agric. Lyon, 1873, p. 130.

Pella, Stephens, Ill. Brit. Ent. v, 1832, p. 434 : Gozis, Réch., 1886, p. 12.

Zyras, Stephens, *l.c.*, p. 430 : Man. Brit. Col., p. 350.

affinis, Kraatz, Wieg. Arch., xxv (i), 1859, p. 23.

Hab. Ceylon.

clavicornis, Kraatz, *l.c.*, p. 24, t. l, f. 7.

Hab. Ceylon.

excisa, Kraatz, Linn. Ent., xi, 1857, p. 50; *id.*, Wieg. Arch., xxv (i), p. 50.

Hab. Ceylon, Negambo.

gemina, Kraatz, Wieg. Arch., xxv (i), 1859, p. 27.

Hab. Ceylon.

nirta, Kraatz, *l.c.*, p. 25, t. l, f. 8.

Hab. Ceylon.

hoplonota, Kraatz, Linn. Ent., xi, 1857, p. 49; *id.*, Wieg. Arch., *l.c.*, p. 22.

Hab. Ceylon, Colombo.

impressicollis, Kraatz, Linn. Ent., 1857, p. 53; *id.*, Wieg. Arch., *l.c.*, p. 27.

Hab. Ceylon, Colombo.

isevigata, Kraatz, Wieg. Arch., xxv (i), 1859, p. 26, t. l. f. 9.

Hab. India.

lineatocollis, Kraatz, *l.c.* p. 26.

Hab. India.

Nietnerii, Kraatz, Linn. Ent., 1857, p. 52; *id.*, Wieg. Arch., *l.c. supra*, p. 26.

Hab. Ceylon, Negambo.

nigrescens (*Astilbus*), Motschulsky, Bull. Mosc., xxxi (3), 1858, p. 262.

Hab. India.

nigriceps, Kraatz, Wieg. Arch., xxv (i), 1859, p. 22.

Hab. India.

obscura, Fabr., Syst. El. ii, 1801, p. 595 : Erichson, Gen., p. 41.

var. *tricuspidata*, Kraatz, Linn., xi, 1857, p. 49; Wieg. Arch., xxv (i), p. 22.

Hab. India, Ceylon, Colombo.

planaticollis, Kraatz, Linn. Ent., xi, 1857, p. 51; *id.*, Wieg. Arch., *l.c. supra*, p. 25.

Hab. Ceylon, Negambo.

procera, Kraatz, Wieg. Arch., xxv (i), 1859, p. 20.

Hab. Ceylon.

- punctatissima*, Kraatz, Linn. Ent., 1857, p. 52; *id.*, Wieg. Arch., *l.c. supra* p. 26.
Hab. Ceylon, Negambo.
- rubricollis*, Kraatz, Linn. Ent., 1857, p. 51; *id.*, Wieg. Arch., xxv (i), p. 23.
Hab. Ceylon, Negambo.
- serraticornis*, Kraatz, Linn. Ent., 1857, p. 48; Wieg. Arch., xxv (i), 1859, p. 20.
Hab. Ceylon.
- sordida*, Kraatz, Wieg. Arch. *l.c.* p. 23.
Hab. Ceylon.
- termiticola*, Gestro, Ann. Mus. Civ. Gen., (2s.) vi, 1888, p. 110.
Hab. Burma.

Genus **TETRASTICTA.**

- Kraatz, Linn. Ent., xi, 1857, p. 4 : Mun. Cat., p. 522.
polita, Kraatz, *l.c.*, p. 55; Wieg. Arch., xxv (i), 1859, p. 19, t. 1, f. 6 a-b.
Hab. Ceylon.

Genus **PELIOPTERA.**

- Kraatz, Linn. Ent., 1857, p. 55 : Mun. Cat., p. 522.
Termitopora Motschulsky, Et. Ent., viii, 1859, p. 91 : Mun. Cat., p. 546.
adustipennis (*Termitopora*), Motschulsky, Etud. Ent., viii, 1859, p. 93, t. 1. f. 7.
Hab. Ceylon.
- micans*, Kraatz, Linn. Ent., 1857, p. 56; *id.*, Wieg. Arch., xxv (i), 1859, p. 42,
t. 1, f. 4 a-b.
Hab. Ceylon.
- opaca*, Kraatz, *l.c.*, p. 56; *id.*, Wieg. Arch., *l.c.*, p. 42.
Hab. Ceylon.

Genus **OXYPODA.**

- Mannerheim, Brachél., 1830, p. 69 : Erichson, Gen. Staphyl., p. 141 : Kraatz,
Naturg. Ins., ii, p. 158 : Lacord., Gen. Col., ii, p. 35 : Jacq. Duval, Gen. Col., ii,
p. 13, t. 3, f. 15 : Mun. Cat., p. 526 : Sharp, Trans. Ent. S. Lond., 1876, p. 68 :
Lecq̄nte & Horn, Class. Col., p. 92.
- Acrostiba*, Thomson, Skand. Col., i, 1859, p. 36; iii, p. 11.
Besopora, Thomson, *l.c.*, i, p. 38; iii, p. 42.
Baoglena, Thomson, *l.c.*, ix, 1867, p. 248.
Crataraca, pt., Thomson, *l.c.*, i, 1859, p. 33; ii, p. 282.
Demosoma, Thomson *l.c.*, i, p. 37; iii, p. 32.
Disochara, Thomson, *l.c.*, i, p. 37; iii, p. 30.
Mycetodrepa, Thomson, *l.c.*, i, p. 37; iii, p. 28.
Mymecochara, Kraatz, Linn. Ent., xi, 1857, p. 40.
Podowya, Muls. & Rey, Ann. Soc. Linn. Lyon, (n.s.) xxi, 1874, p. 152.
Pycnaraca, Thomson, Skand. Col., i, 1859, p. 37; iii, p. 28.
Sphenoma, Mannerheim, Brachél., 1830, p. 68.
Tachysida, Muls. & Rey, Ann. Soc. Linn. Lyon, (n. s.) xix, 1872, p. 278.
Zhiboptera, Thomson, Skand. Col., i, 1859, p. 37; iii, p. 20.

- atriclops**, Gemm. & Har., Mun. Cat. 1868, p. 526.
atricapilla, Motschulsky, Bull. Mosc., xxxi (3), 1358, p. 244, (*neo* Mäklin).
 Hab. India.
- brunnescens**, Motschulsky, Bull. Mosc., xxxi (3), 1858, p. 243.
 Hab. India.
- lineola**, Kraatz, Wieg. Arch., xxv (i), 1859, p. 27.
 Hab. Ceylon.
- nigricauda**, Motschulsky, Bull. Mosc., xxxiv (i), 1861, p. 153.
 Hab. Ceylon.
- palleola**, Motschulsky, l.c., xxxi (3), 1858, p. 245.
 Hab. India.
- plagiata**, Motschulsky, l.c. p. 242.
 Hab. India.
- vills**, Kraatz, Wieg. Arch., xxv (i), 1859, p. 28.
 Hab. India.

Genus **HOMALOTA.**

- Mannerheim, Brachél., 1830, p. 73 : Erichson, Gen. Staph., p. 80 : Lacord., Gen. Col., ii, p. 32 : Kraatz, Naturg. Ins, ii, p. 192 : Jacq. Duval, Gen. Col., ii, p. 6, t., 3, f. 12 : Mun. Cat., p. 530 : Fauvel, Ann. Mus. Civ. Gen., xii, p. 294 : Sharp, Trans. Ent. S. Lond., 1869, p. 91, 272 ; 1876, p. 60 ; *id.*, Biol. Centr. Amer., Col. i (2), p. 172 : Leconte & Horn, Class. Col., p. 91.
- Acrotona*, Thomson, Skand. Col., i, 1859, p. 38 ; iii, p. 35.
- Aglypha*, Muls. & Rey, Ann. Soc. Agric. Lyon, (4s.) vi, 1873, p. 689.
- Alaobia*, Thomson, l.c., *supra*, i, p. 40 ; iii, p. 99.
- Aloconota*, Thomson, l.c., i, p. 36 ; iii, p. 7.
- Amidobia*, Thomson, l.c., i, p. 34 ; ii, p. 295.
- Amischa*, Thomson, l.c., i, p. 34 ; ii, p. 292.
- Anopleta*, Muls. & Rey, Ann. Soc. Agric. Lyon, (4s.) vii, 1874, p. 46.
- Anomognathus*, Solier, Gay's Hist. Fis. Chili, iv, 1851, p. 337 : Lacord., Gen. Col., ii, p. 155.
- Apimolia*, Muls. & Rey, l.c. *supra*, vii, 1874, p. 74.
- Athota*, Thomson, Skand. Col., i, 1859, p. 39 ; iii, p. 61.
- Badura*, Muls. & Rey, Ann. Soc. Agric. Lyon, (4s.) vi, 1873, p. 211.
- Bessobid*, Thomson, Skand. Col., i, 1859, p. 38 ; iii, p. 42.
- Cerilawa*, Muls. & Rey, Ann. Soc. Agric. Lyon, (4s.) vi, 1873, p. 413.
- Chaetida*, Muls. & Rey, l.c., p. 304.
- Colpodota*, Muls. & Rey, l.c., p. 207.
- Coprothassa*, Thomson, Skand. Col., i, 1859, p. 38 ; iii, p. 35.
- Cryptusa*, Muls. & Rey, l.c. *supra*, vii, 1874, p. 119.
- Dacrila*, Muls. & Rey, l.c., p. 212.
- Dadobia*, Thomson, Skand. Col., i, 1859, p. 33 ; iii, p. 286.
- Datomiera*, Muls. & Rey, l.c. *supra*, vi, 1873, p. 387.
- Dimetrota*, Muls. & Rey, l.c. *supra*, p. 433.
- Dinarasa*, Thomson, Skand. Col., i, 1859, p. 34 ; ii, p. 289.
- Discerota*, Muls. & Rey, l.c. *supra*, vii, 1874, p. 340.

- Disogora*, Thomson, Skand. Col., i, 1859, p. 39 ; iii, p. 57.
Dralica, Muls. & Rey, Ann. Soc. Agric. Lyon, (4s.) vii, 1874, p. 212.
Eurota, Muls. & Rey, Ann. Soc. Agric. Lyon, (4s.) vi, 1873, p. 154.
Enalodroma, Thomson, Skand. Col., i, 1859, p. 39 ; iii, p. 51.
Geotiba, Thomson, Skand. Col., i, 1859, p. 40 ; iii, p. 104.
Glaphya, Muls. & Rey, Ann. Soc. Agric. Lyon, (4s.) vi, 1873, p. 678.
Glossola, Fowler, Col. Brit., ii, 1887, p. 66.
Hemitropia, Muls. & Rey, Ann. Soc. Agric. Lyon, (4s.) vi, 1873, p. 211.
Heteronoma, Muls. & Rey, *l.c.*, vii, 1874, p. 59.
Heterophaena, Arribalzaga, Bol. Acad. Cienc. Cordoba, vii, 1884, p. 45.
Heterota, Muls. & Rey, Ann. Soc. Agric. Lyon, (4s.) vi, 1873, p. 194.
Hilara, Muls. & Rey, *l.c.*, p. 330.
Hydrosmechta, Thomson, Skand. Col., i, 1859, p. 36 ; iii, p. 13.
Hygrascia, Muls. & Rey, Ann. Soc. Agric. Lyon, vii, 1874, p. 305.
Hypnota, Muls. & Rey, *l.c.*, vi, 1873, i, p. 623.
Lioglyta, Thomson, Skand. Col., i, 1859, p. 39 ; iii, p. 54.
Liota, Muls. & Rey, *l.c. supra*, vii, 1874, p. 143.
Lyprocorrhe, Thomson, Skand. Col., i, 1859, p. 41 ; iii, p. 108.
Megista, Muls. & Rey, Ann. Soc. Agric. Lyon, (4s.) vi, 1873, p. 623.
Meotica, Muls. & Rey, *l.c.*, vii, 1874, p. 96.
Metaaya, Muls. & Rey, *l.c.*, vii, 1874, p. 173.
Microdota, Muls. & Rey, *l.c.* vi, 1873, p. 327.
Mycota, Muls. & Rey, *l.c.*, p. 534.
Ouralia, Muls. & Rey, Ann. Soc. Agric. Lyon, (4s.) vii, 1874, p. 66.
Paohnida, Muls. & Rey, *l.c.*, vii, 1874, p. 84.
Pelurga, Muls. & Rey, *l.c.*, vi, 1873, p. 609.
Philhygra, Muls. & Rey, *l.c.*, p. 340.
Phrygona, Muls. & Rey, *l.c.*, p. 657.
Plataraea, Thomson, Skand. Col., i, 1859, p. 38 ; iii p. 45.
Platyola, Muls. & Rey, Ann. Soc. Linn. Lyon, (n.s.) xxi, 1874, p. 249.
Polyota, Muls. & Rey, Ann. Soc. Agric. Lyon, (4s.) vi, 1873, p. 677.
Pycnota, Muls. & Rey, *l.c.*, vi, 1873, p. 409.
Solenia, Muls. & Rey, *l.c.* (4s.) vi, 1873, p. 237.
Tacticera, Muls. & Rey, *l.c.*, vii, 1874, p. 315.
Tetropla, Muls. & Rey, *l.c.*, vi, 1873, p. 524.
Thinobaena, Thomson, *l.c.*, i, p. 39 ; iii, p. 59.
Thinoecia, Muls. & Rey, Ann. Soc. Agric. Lyon, (4s.) vii, 1874, p. 260.
Traumoccia, Muls. & Rey, *l.c.*, vi, 1873, p. 663.
Xenota, Muls. & Rey, *l.c.*, vi, p. 429.
Zoostha, Muls. & Rey, *l.c.*, vii, p. 29.
- acuticollis*, Kraatz, Wieg. Arch., xxv (i), 1859, p. 28, t. 1, f. 10.
 Hab. Ceylon.
- annuliventris*, Kraatz, *l.c.*, p. 40.
 Hab. India.
- atramentaria*, Gyllenhal, Ins. Suec., ii, 1810, p. 403 : Kraatz, Naturg. Ins. Deutschl., p. 303.
acnescens, Zetterstedt, Ins. Lapp., 1840, p. 77, Lapland.
atricornis, Stephens, Ill. Brit. Ent., v, 1832, p. 133. Britain.

- consimilis*, Stephens, *l.c.*, p. 116. Britain.
Mannerheimii, Sahlberg, *Ins. Fenn.*, i, 1831, p. 380.
 Hab. Europe, N. Asia, China.
- circellaris*, Gravenhorst, *Mon. Col. Micr.*, 1806, p. 155 : Kraatz, *Naturg. Ins. Deutschl.*, p. 326 ; *id.*, *Wieg. Arch.*, xxxv (i), 1859, p. 41.
contigua, Stephens, *Ill. Brit. Ent.*, v, 1832, p. 116. Britain.
rufescens, Stephens, *l.c.*, p. 128. Britain.
 Hab. Europe, India.
- cursoria*, Gemminger & Harold, *Mun. Cat.*, 1868, p. 533.
cursor, Motschulsky, *Bull. Mosc.*, xxxi (3), 1858, p. 251.
 Hab. India.
- dilatipennis*, Motschulsky, *l.c. supra*, p. 252.
 Hab. India, Bombay.
- dilatipennis*, Motschulsky, *l.c.*, xxxiv (i), 1861, p. 151.
 Hab. Ceylon.
- dubia*, Kraatz, *Wieg. Arch.*, xxv (i), 1859, p. 37.
 Hab. Ceylon.
- exasperata*, Kraatz, *l.c.*, p. 32.
 Hab. Ceylon.
- exigua*, Kraatz, *l.c.*, p. 36.
 Hab. Ceylon.
- fungi*, Gravenhorst, *Mon. Col. Micr.*, 1806, p. 157 : Kraatz, *Nat. Hist. Deutschl.*, p. 321 ; *id.*, *Wieg. Arch.*, xxv (i), p. 20.
infusata, Stephens, *Ill. Brit. Ent.*, v, 1832, p. 136.
nigriceps, Heer, *Faun. Helv.*, i, 1842, p. 333.
obfusata, Stephens, *Ill. Brit. Ent.*, v, 1832, p. 135.
 Hab. Europe, India, N. America.
- inornata*, Kraatz, *Wieg. Archiv.*, xxv (i), 1859, p. 39.
 Hab. Ceylon.
- inutilis*, Kraatz, *l.c.*, p. 35.
 Hab. Ceylon.
- Kraatzii*, n. n.
wanchoptera, Kraatz, *Wieg. Arch.*, xxv (i), 1859, p. 30. (*see* Stephens).
 Hab. India.
- lugens*, Motschulsky, *Bull. Mosc.*, xxxi (3), 1858, p. 257.
 Hab. India.
- marcida*, Erichson, *Käfer Mark Brand.*, i, 1837, p. 328 : Kraatz, *Naturg.* p. 298 ; *id.*, *Wieg. Archiv.*, xxv (i), p. 37.
ivida, Muls. & Bey, *Opusc. Ent.*, i, 1852, p. 25, t. 1, f. 7 : Kraatz, *Naturg.*, p. 299.
 Hab. Europe, Ceylon.
- microcephala*, Motschulsky, *Bull. Mosc.*, xxxi (3), 1858, p. 256.
 Hab. India.

- macronata*, Kraatz, Wieg. Arch., xxv (i), 1859, p. 29.
Hab. Ceylon.
- nana*, Kraatz, *l.c.*, p. 36.
Hab. Ceylon.
- pellioptera*, Kraatz, *l.c.*, p. 30.
Hab. India.
- peregrina*, Kraatz, *l.c.*, p. 39.
Hab. Ceylon.
- platygaster*, Kraatz, *l.c.*, p. 38.
Hab. Ceylon.
- platysthetoides*, Motschulsky, Bull. Mosc., xxxiv (i), 1861, p. 152.
Hab. Ceylon.
- prona*, Motschulsky, *l.c.*, xxxi (3), 1858, p. 252.
Hab. India.
- putridula*, Kraatz, Wieg. Arch., xxv (i), 1859, p. 35.
Hab. Ceylon.
- rhyssoptera*, Kraatz, *l.c.*, p. 37.
Hab. India.
- rugatipennis*, Kraatz, *l.c.*, p. 40.
Hab. Ceylon.
- scrobicollis*, Kraatz, *l.c.*, p. 31.
Hab. India.
- splendida*, Kraatz, *l.c.*, p. 38.
Hab. Ceylon.
- suspiciosa*, Motschulsky, Etud. Ent., 1859, p. 90.
Hab. Ceylon.
- tennicornis*, Motschulsky, Bull. Mosc., xxxi (3), 158, p. 250.
Hab. India.
- termitophila*, Motschulsky, Etud. Ent., 1859, p. 91.
Hab. Ceylon.
- testaceipennis*, Motschulsky, Bull. Mosc., xxxi (3), 1858, p. 251.
Hab. India.
- tridentata*, Kraatz, Wieg. Arch., xxv (i), 1859, p. 31.
Hab. Ceylon.
- tropica*, Motschulsky, Bull. Mosc., xxxi (3), 1858, p. 256.
Hab. India.
- tuberculata*, Kraatz, Wieg. Arch., xxv (i), 1859, p. 32.
Hab. India.
- tuberculoollis*, Kraatz, *l.c.*, p. 38.
Hab. Ceylon.

variventris, Kraatz, *l.c.*, p. 34.

Hab. Ceylon.

vicaria, Kraatz, *l.c.*, p. 38.

Hab. Ceylon.

Genus **PLACUSA**.

Erichson, Käfer Mark Brand., i, 1837, p. 370; *id.*, Gen. Staph., p. 194: Lacord., Gen. Col., ii, p. 45: Mun. Cat., p. 544: Kraatz, Naturg. Ins., ii, p. 329; Berl. Ent. Zeits., 1868, p. 342: Jacq. Duval, Gen. Col., ii, p. 7, t. 4, f. 16: Sharp, Biol. Centr. Amer., Col., i (2), p. 269: Leconte & Horn, Class. Col., p. 93.

Calpusa, Muls. & Rey, Ann. Soc. Linn. Lyon, (n. s.) xix, 1872, p. 198, 217.

Oypha, Fauvel, Ann. Soc. Ent. Fr., (4s.) iii, 1863, p. 219, 220.

acuminata, Kraatz, Wieg. Arch., xxv (i), 1859, p. 43.

Hab. Ceylon.

pygmaea, Kraatz, *l.c.*, p. 44.

Hab. Ceylon.

spinigera, Kraatz, *l.c.*, p. 43.

Hab. Ceylon.

Genus **PHLOEPORA**.

Erichson, Käfer Mark Brand., i, 1837, p. 314; *id.*, Gen. Staph., p. 76: Lacord., Gen. Col., ii, p. 38: Kraatz, Naturg. Ins., ii, p. 334: Jacq. Duval, Gen. Col., ii, p. 16, t. 2, f. 9: Mun. Cat., p. 545: Sharp, Biol. Centr. Amer., Col., i (2), p. 164: Leconte & Horn, Class. Col., p. 92.

ceylanensis, Kraatz, Wieg. Arch., xxv (i), 1859, p. 41.

Hab. Ceylon.

impressicollis, Motschulsky, Bull. Mosc., xxxi (3), 1858, p. 257.

Hab. India.

indica, Motschulsky, *l.c.*, p. 258.

tadica, Kraatz, Wieg. Arch., xxv (i), 1859, p. 42.

Hab. India.

Genus **OLIGOTA**.

Mannerheim, Brachél., 1830, p. 72: Erichson, Gen. Staph., p. 179: Lacord., Gen. Col., ii, p. 39: Mun. Cat., p. 547: Kraatz, Naturg. Ins., ii, p. 346: Jacq. Duval, Gen. Col., ii, p. 17, t. 4, f. 19: Sharp, Biol. Centr. Amer., Col., i (3), p. 293: Leconte & Horn, Class. Col., p. 93.

Holobus, Solier, Gay's Hist. Fis. Chili, iv, 1851, p. 155: Lacord., Gen. Col., ii, p. 155.

Logiota, Muls. & Rey, Mém. Acad. Lyon, xx, 1873-4, p. 1.

Microcera, Mannerheim, Brachél., 1830, p. 72.

chrysoptys, Kraatz, Wieg. Arch., xxv (i), 1859, p. 45.

Hab. Ceylon.

indica, Motschulsky, Bull. Mosc., xxxi (3), 1858, p. 236.

indica, Kraatz, Wieg. Arch., xxv (i), 1859, p. 44.

Hab. India.

semibrunnea, Kraatz, *l.c.*, p. 45.

Hab. Ceylon.

testacea, Kraatz, *l.c.*, p. 44.

Hab. Ceylon.

Genus **HYGROPTERA.**

Motschulsky, Etud. Ent., 1859, p. 86 : Mun. Cat., p. 584.

castanea, Motschulsky, Bull. Mosc., xxxiv (i), 1861, p. 150.

Hab. Ceylon.

termitis, Motschulsky, Etud. Ent., 1859, p. 87, t. 1, f. 9.

Hab. Ceylon.

Genus **GYROPHAENA.**

Mannerheim, Brachél., 1830, p. 74 : Erichson, Gen. Staph., p. 162 : Lacord., Gen.

Col., ii, p. 43 : Kraatz, Naturg. Ins., ii, p. 352 : Jacq. Duval, Gen. Col. Eur., ii,

1857, p. 18, t. 4, f. 20 : Mun. Cat., p. 548 : Muls. & Bey, Hist. Nat. France,

Brévip., 1871, p. 17 : Fauvel, Ann. Mus. Civ. Gen., xii, p. 289 : Sharp, Trans.

Ent. S. Lond., 1876, p. 72 ; *id.*, Biol. Centr. Amer. Col., i (2), p. 254 : Leconte &

Horn, Class. Col., p. 78.

Agaricochara, Kraatz, Naturg. Ins., ii, 1857, p. 361 : Mun. Cat. p. 549.

? *Encephalus*, Westwood, Guérin's Mag. Zool., 1838, ol. ix, t. 69 : Mun. Cat., p. 548.

Phaenogyra, Muls. & Bey, Ann. Soc. Linn. Lyon, (n. s.) xix, 1872, p. 166.

appendiculata, Motschulsky, Bull. Mosc., xxxi (3), 1858, p. 228.

laminata, Kraatz, Wieg. Arch., xxv (i), 1859, p. 45.

Hab. India.

cicatricosa, Motschulsky, *l.c.*, p. 231.

granulifera, Kraatz, Wieg. Arch., xxv (i) 1859, p. 48.

Hab. Ceylon.

curtula, Motschulsky, Etud. Ent., 1859, p. 85.

nigra, Kraatz, Wieg. Arch., xxv (i), 1859, p. 49 (*neo* Motsch.).

Hab. Ceylon.

furosta (*Encephalus*), Motschulsky, Bull. Mosc., xxxi (3), 1858, p. 227.

humeralis, Kraatz, Wieg. Arch., xxv (i), 1859, p. 46.

indica, Motschulsky, Bull. Mosc., xxxi (3), 1858, p. 230.

Hab. India.

immatura, Kraatz, Wieg. Arch., xxv (i), 1859, p. 47.

Hab. Ceylon.

- livida*, Motschulsky, Bull. Mosc., xxxi (3), 1858, p. 231.
oxyteloides, Motschulsky, Etud. Ent., 1859, p. 85.
pygmaea, Kraatz, Wieg. Arch., xxv (i), 1859, p. 49.
 Hab. India.
- nigra*, Motschulsky, Etud. Ent., 1859, p. 85.
 Hab. Ceylon.
- pallipes*, Kraatz, Wieg. Arch., xxv (i), 1859, p. 47.
 Hab. Ceylon.
- rigida*, Motschulsky, Bull. Mosc., xxxi (3), 1858, p. 230.
 Hab. India.
- trifida*, Motschulsky, Etud. Ent., 1859, p. 84.
 Hab. Ceylon.

Genus **BRACHIDA**.

- Mulsant & Rey, Ann. Soc. Linn. Lyon, (n. s.) xix, 1872, p. 94 ; Col. France Brévip., Aléoch., p. 4, t. 2, f. 14-18 : Fauvel, Faun. Gall. Rhén., iii, p. 646, t. 6, f. 16 : Sharp, Trans. Ent. S. Lond., 1876, p. 48 ; *id.*, Biol. Centr. Amer., Col., i (2), p. 265.
- crassiuscula* (*Homalota*), Kraatz, Wieg. Arch., xxv (i), 1859, p. 41.
 Hab. Ceylon.

Genus **CAMACOPALPUS**.

- Motschulsky, Bull. Mosc., xxxi (3), 1858, p. 231.
Camacopselaphus, Mun. Cat., p. 549.
- bituberoulatus*, Motschulsky, *l.c.*, p. 233, t. 1, f. r.
 Hab. India.
- lavicornis*, Motschulsky, *l.c.*, p. 233.
 Hab. India.
- fulvus*, Motschulsky, *l.c.*, p. 234.
 Hab. India.

Genus **PRONOMAEA**.

- Erichson, Käfer Mark Brand., i, 1837, p. 252 : Lacord., Gen. Col., ii, p. 46 : Kraatz, Naturg. Ins., ii, p. 364 : Jacq. Duval, Gen. Col., ii, p. 20, t. 6, f. 24 : Mun. Cat., p. 550.
- bramina*, Motschulsky, Bull. Mosc., xxxi (3), 1858, p. 224.
 Hab. India.
- subrufa*, Motschulsky, *l.c.*, xxxiv (i), 1861, p. 149.
 Hab. Ceylon.

Genus **MYLLAENA**.

- Erichson, Käfer Mark Brand., i, 1837, p. 382 ; *id.*, Gen. Staph., p. 209 : Lacord. Gen. Col., ii, p. 48 : Kraatz, Naturg. Ins., ii, p. 367 : Jacq. Duval, Gen. Col., ii, p. 20, t. 8, f. 39 : Mun. Cat., p. 550 : Fauvel, Ann. Mus. Civ. Gen., xii, p. 288 : Sharp, Biol. Centr. Amer., Col., i (2), p. 285 : Leconte & Horn, Class. Col., p. 94.
Centroglossa, Mathews, Ent. Mag., v, 1838, p. 194.
- apicalis*, Kraatz, Wieg. Arch., xxv (i), 1859, p. 51.
 Hab. Ceylon.

lateritia, Kraatz, *l.c.*, p. 50.
Hab. Ceylon.

nitidula, Kraatz, *l.c.*, p. 50.
Hab. Ceylon.

Genus **DINOPSIS.**

(*Deinopsis*) Mathews, Ent. Mag., v, 1838, p. 193 : Kraatz, Naturg. Ins., ii, p. 374 :
Mun. Cat., p. 551 : Jacq. Duval, Gen. Col., ii, p. 21, t. 5, f. 25 : Fauvel, Ann.
Mus. Civ. Gen., xv, p. 597 : Sharp, Biol. Centr. Amer., Col., i (2), p. 294 :
Leconte & Horn, Class. Col., p. 94.

cinnamomea, Kraatz, Wieg. Arch., xxv (i), 1859, p. 51.
Hab. Ceylon.

Genus **LEUCOCRASPEDUM.**

Kraatz, Wieg. Arch., xxv (i), 1859, p. 51 : Mun. Cat., p. 552.
Euryglossa, Motschulsky, Etud. Ent., 1859, p. 82 : Mun. Cat., p. 551.

poliohellum, Kraatz, Wieg. Arch., *l.c. supra*, p. 53, t. 1, f. 12 a-c.
flavocinctum (*Euryglossa*), Motschulsky, Etud. Ent., 1859, p. 84, t. 1, f. 8.
Hab. Ceylon.

TACHYPORINI—(*Tachyporides*) Lacord., Gen. Col., ii, 1854, p. 49 : Jacq. Duval,
Gen. Col., ii, p. 22 : Mun. Cat., p. 552 : Thomson, Skand. Col., iii, p. 146 :
Pandellé, Ann. Soc. Ent. Fr., (4s.) ix, 1869, p. 261 : Fauvel, Ann. Mus. Civ.
Gen., xii, p. 276 : Horn, Trans. Amer. Ent. S., vi, 1878, p. 81 : Leconte & Horn,
Class. Col., p. 99.

Genus **XENEDUS.**

Rey, Rev. d'Ent., v., 1886, p. 254.

retractus, Rey, *l.c.*, p. 255.
Hab. Sumatra.

Genus **HYPOCYPTUS.**

Mannerheim (*Hypocyptus*), Brachél., 1830, p. 58 : Erichson (*Hypocyptus*), Käfer
Mark Brand., 1837, p. 387 ; *id.*, Gen. Staph., p. 214 : Boisd. & Lacord., Faun. Ent.
Paris, i, p. 519 : Lacord., Gen. Col., ii, p. 51 : Jacq. Duval, Gen. Col., ii, p. 22, t. 9,
f. 42 : Mun. Cat., p. 552 : Pandellé, Ann. Soc. Ent. Fr., (4s.) ix, 1869, p. 268 : Sharp,
Biol. Centr. Amer., Col., i (2), p. 297 : Leconte & Horn, Class. Col., p. 100.
Cypha, Stephens, Ill. Brit. Ent., v, 1832, p. 187.

glaber, Kraatz, Wieg. Arch., xxv (i), 1859, p. 53.
Hab. Ceylon.

Genus **CILEA.**

Jacq. Duval, Gen. Col. Eur., ii, 1858, p. 25, t. 9, f. 45 : Fauvel, Bull. Soc. Linn.
Norm., x, 1866, p. 246 ; *id.*, Faun. Gall. Rhén., iii, p. 591 : Pandellé, Ann. Soc.

Ent. Fr., (4s.) ix, 1869, p. 277 : Sharp, Biol. Centr. Amer., Col., i (2), p. 308 :
Leconte & Horn, Class. Col., p. 100.

Cilea, pt, Fauvel, Ann. Mus. Civ. Gen., x, 1877, p. 278.

Leucoparyphus, Kraatz, Naturg. Ins. Deutschl., ii, 1858, p. 393 : Mun. Cat.,
p. 553.

marginicollis, Kraatz, Naturg. Ins. l. c., p. 394 ; *id.*, Wieg. Arch., xxv (i), p. 53.
Hab. N. India, Ceylon.

Genus **TACHINODERUS**.

Motschulsky, Bull. Mosc., xxxi (3), 1858, p. 217 : Mun. Cat., p. 556 : Fauvel, Ann.
Mus. Civ. Gen., xii, p. 276 : Sharp, Biol. Centr. Amer., Col., i (2), p. 307.

Tachinomorphus, Kraatz, Wieg. Arch., xxv (i), 1859, p. 54.

fulvipes (*Tachinus*), Erichson, Gen. Staph., 1840, p. 921 : Kraatz, l. c. *supra*, p. 55,
note.

sanguinolentus (*Tachinus*), Motschulsky, Bull. Mosc., xxxi (3), 1858, p. 216.

vittatus (*Tachinomorphus*), Kraatz, Wieg. Arch., xxv (i), 1859, p. 55.

Hab. India, Penang, Sumatra, Borneo, Java.

longicornis, Motschulsky, Bull. Mosc., xxxi (3), 1858, p. 218, t. 1, f. p.

Hab. India.

Genus **ERCHOMUS**.

Motschulsky, Bull. Mosc., xxxi (3), 1858, p. 218 : Mun. Cat., p. 556 : Horn, Trans.
Amer. Ent. S., vi, p. 107 : Sharp, Biol. Centr. Amer., Col., i (2), p. 298 : Leconte
& Horn, Class. Col., p. 100.

Cilra, pt, Fauvel, Ann. Mus. Gen., xii, p. 110.

Coproporus, Kraatz, Naturg. Ins. Deutschl., ii, 1857, p. 399 : Sharp, Trans.
Ent. S. Lond., 1876, p. 81.

Tachinus, fam. i, pt, Erichson, Gen. Staph., 1840, p. 244.

atomus (*Coproporus*), Kraatz, Wieg. Arch., xxv (i), 1859, p. 53.

Hab. Ceylon.

brunnicollis, Motschulsky, Bull. Mosc., xxxi (3), 1858, p. 220.

punctipennis (*Coproporus*), Kraatz, Wieg. Arch., xxv (i), 1859, p. 57.

Hab. India.

fascipennis (*Coproporus*), Kraatz, l. c., p. 59.

Hab. Ceylon.

navicornis (*Coproporus*), Kraatz, l. c. p. 56.

Hab. India.

granulum, Motschulsky, Bull. Mosc., xxxi (3), 1858, p. 221.

Hab. India.

laevigatus, Motschulsky, l. c., p. 219.

Hab. India.

laeviuscula, Fauvel, Ann. Mus. Civ. Gen., xii, 1878, p. 280.

Hab. Java, Aru Isles, New Guinea.

- latus*, Motschulsky, *l. c.*, p. 219, t. 1, f. *g.*
spectabilis (*Coproporus*), Kraatz, Wieg. Arch., xxv (i), 1859, p. 55.
 Hab. India.
- limbifer*, Motschulsky, *l. c.*, *supra*, p. 222.
tachyporoides (*Coproporus*), Kraatz, Wieg. Arch., xxv (i), 1859, p. 60.
 Hab. India.
- melanarius*, Erichson, Gen. Staph., 1840, p. 252.
 Hab. Bengal.
- minimus*, Motschulsky, Bull. Mosc., xxxi (3), 1858, p. 220.
pygmaeus (*Coproporus*), Kraatz, Wieg. Arch., xxv (i), 1859, p. 58.
 Hab. India, Ceylon, Celebes.
- rubiginosus*, Motschulsky, *l. c.* *supra*, p. 221.
castaneipennis (*Coproporus*), Kraatz, Wieg. Arch., xxv (i), 1859, p. 60.
 Hab. India, Ceylon.
- rufus* (*Coproporus*), Kraatz, Wieg. Arch., xxv (i), 1859, p. 59.
fulvus, Motschulsky (*nec* Sahlb.), *l. c.* *supra*, p. 220.
 Hab. India.
- sanguinolentus*, Motschulsky, Bull. Mosc., xxxi (3), 1858, p. 220.
 Hab. India.
- subdepressus* (*Coproporus*), Kraatz, Wieg. Arch., xxv (i), 1859, p. 57 : Fauvel, Ann
 Mus Civ. Gen., xii, p. 284.
 Hab. Ceylon, Celebes, New Guinea.
- subpunctulatus*, Motschulsky, Etud. Ent., 1859, p. 81.
 Hab. India.
- tantillus*, Motschulsky, Bull. Mosc., xxxi (3), 1858, p. 221.
 Hab. India.

Genus **TACHYPORUS.**

- Gravenhorst, Mon. Col. Micr., i, 1806, p. 1 : Erichson, Gen. Staph., p. 231 ; Käfer
 Mark Brand., p. 392 : Pandellé, Ann. Soc. Ent. Fr., (4s.) ix, 1869, p. 273 : Lacord.
 Gen. Col., ii, p. 54 : Jacq. Duval, Gen. Col., ii, p. 24, t. 9, f. 44 : Mun. Cat., p. 557 :
 Sharp, Biol. Centr. Amer., Col., i (2), p. 311 : Leconte & Horn, Class. Col., p. 100.
Lamprinus, Heer, Faun. Helv., i, 1842, p. 286.
- brunneus* (*Oxyporus*), Fabr., Ent. Syst., i (2), 1792, p. 535 ; Syst. Eleuth., ii, p. 607 :
 Erichson, Gen. Staph., p. 241 : Kraatz, Naturg. Ins. Deutschl., ii, p. 427 : *id.*,
 Wieg. Arch., xxv (i), p. 61.
angustatus, Stephens, Ill. Brit. Ent., v, 1832, p. 178.
basalis, Stephens, *l. c.*, p. 179.
faber, Say, Trans. Am. Acad. Sci. Phil., iv, p. 468.
flavicornis, Stephens, *l. c.* *supra*, p. 177.
gracilis, Stephens, *l. c.*, p. 179.
libens, Stephens, *l. c.*, p. 179.
minimus, Stephens, *l. c.*, p. 178.
nitidulus, Olivier, Ent., iii, 42, 1795, p. 34, t. 3, f. 28.
nitidus, Stephens, *l. c.* *supra*, p. 177.

- pusillus*, Stephens, *l. c.*, p. 180.
pyrrhoceras, Stephens, *l. c.*, p. 180.
thoracicus, Stephens, *l. c.*, p. 180.
 var. *abdominalis*, Graverhorst, Microp. Brunsv., 1802, p. 127.
 „ *ochloroticus*, Kolenati, Mel. Ent., iii, 1846, p. 12.
 „ *soutellaris*, Lacordaire, Faun. Ent. Paris., i, 1835, p. 517.
 „ *testaceus*, Stephens, *l. c. supra*, p. 177.
 Hab. N. America, Europe, India.
- chryomellus*, Linn., Faun. Suec., 1746, no 855; *id.* Syst. Nat., *ed.*, 12, ii, p. 685 :
 Fabr., Syst. Eleuth., ii, p. 606 : Olivier, Ent., iii (42), p. 35, t. 3, f. 22 : Latreille,
 Gen. Crust. Ins., x, p. 7, t. 79, f. 9 : Kraatz, Naturg. Ins. Deutschl., ii, p. 421.
dispar, var. *a*, Paykull, Faun. Suec., iii, 1800, p. 423. Sweden.
melanocephalus, Fabr., Ent. Syst., i (2), 1792, p. 534; Syst. Eleuth., ii, p.
 607. Germany.
merdarius, Panzer, Ent. Germ., p. 360 : Marsham, Ent. Brit., p. 521.
 Britain.
 Hab. Europe, [*Ind. Mus.*, Pamir].
- dilutus*, Motschulsky, Etud. Ent., 1859, p. 80.
 Hab. Ceylon.
- evanesens*, Boheman, Freg. Eug. Resa, Col., 1858, p. 26.
 Hab. China.

Genus CONOSOMA.

- Kraatz, Naturg. Ins. Deutschl., ii, 1858, p. 431 : Horn, Trans. Amer. Ent. S., vi, p.
 108 : Sharp, Biol. Centr. Amer., i (2), p. 313 : Leconte & Horn, Class. Col., p. 100.
Conorus, Stephens, Ill. Brit. Ent., v, 1832, p. 188 (*nom. gracoc.*) : Erichson,
 Gen. Staph., p. 218 : Lacord., Gen. Col., ii, p. 53 : Pandellé, Ann. Soc.
 Ent. Fr., (4s.), ix, 1869, p. 272 : Jacq. Duval, Gen. Col., ii, p. 23, t. 9, f. 43 :
 Mun. Cat., p. 560 : Fauvel, Faun. Gall. Bén., iii, p. 600; *id.*, Ann. Mus.
 Civ. Gen., xii, p. 286.
- biguttatus* (*Conorus*), Motschulsky, Bull. Mosc., xxxi (3), 1858, p. 222.
distigma Kraatz, Wieg. Arch., xxv (i), 1859, p. 61.
 Hab. India.
- brevipennis*, Motschulsky, Etud. Ent., 1859, p. 82.
 Hab. Ceylon.
- ceylanensis*, Kraatz, Wieg. Arch., xxv (i), 1859, p. 62.
 Hab. Ceylon.
- cinctus* (*Conorus*), Motschulsky, Bull. Mosc., xxxi (3), 1858, p. 223.
 Hab. India.
- gracilis*, Kraatz, Wieg. Arch., xxv (i), 1859, p. 62.
 Hab. Ceylon.
- picipennis*, Kraatz, *l. c.*, p. 63.
 Hab. Ceylon.
- rufus*, Kraatz, *l. c.*, p. 63.
 Hab. N. India.

Genus **BOLITOBIOUS.**

Mannerheim, Brachél., 1830, p. 18 : Stephens, Ill. Brit. Ent., v, 1832, p. 171 :
 Erichson, Gen. Staph., p. 268 : Jacq. Duval, Gen. Col., ii, p. 27, t. 10, f. 49 : Mun.
 Cat., p. 562 : Pandellé, Ann. Soc. Ent. Fr., (4s.) ix, 1869, p. 279 : Gozis, Réch.,
 1886, p. 13 : Sharp, Biol. Centr. Amer., Col., i (2), p. 316 : Leconte & Horn, Class.
 Col., p. 101.

Bolitobius, Lacord., Gen. Col., ii, p. 57 : Kraatz, Wieg. Arch. (1), 1859, p. 63.

Bryocharis, Boisd. & Lacord., Faun. Ent. Paris., i, 1835, p. 502.

Lordithon, Thomson, Skand. Col., i, p. 47 ; iii, p. 71, 1859.

Megaoronus, Stephens, Ill. Brit. Ent., v, 1832, p. 165.

nitidus, Motschulsky, Bull. Mosc., xxxi (3), 1858, p. 215.

bimaculatus, Kraatz, Wieg. Arch., xxv (1), 1859, p. 63.

Hab. India, Ceylon.

Genus **MYCETOPORUS.**

Mannerheim, Brachél., 1830, p. 62 : Erichson, Gen. Staph., p. 281 : Mäklin, Symb.
 Spec. Mycet., 1847 : Lacord., Gen. Col., ii, p. 59 ; Pandellé, Ann. Soc. Ent. Fr.,
 (4s.) ix, 1869, p. 332 : Jacq. Duval, Gen. Col., ii, p. 28, t. 11, f. 51 : Mun. Cat., p.
 564 : Sharp, Biol. Centr. Amer., Col., i (2), p. 320 : Leconte & Horn, Class. Col.,
 p. 101.

Ischnosoma, Stephens, Ill. Brit. Ent., v, 1832, p. 168.

Mytorovis, Gozis, Réch., 1886, p. 14.

braminus, Motschulsky, Bull. Mosc., xxxi (3), 1858, p. 215.

Hab. India.

testaceus, Kraatz, Wieg. Arch., xxv (1), 1859, p. 64.

Hab. India.

STAPHYLININI :—(*Staphylinidæ*) Lacordaire, Gen. Col., ii, 1864, p. 61 : Jacq. Duval,
 Gen. Col., ii, p. 29 : Mun. Cat., p. 565 : Fauvel, Ann. Mus. Civ. Gen., xii, p. 238 :
 Leconte & Horn, Class. Col., p. 95.

Fissilabres, Latreille, Nordmann, &c.

Genus **TANYGNATHUS.**

Erichson, Käfer Mark Brand., i, 1837, p. 417 ; *id.*, Gen. Staph., p. 288 : Lacord.,
 Gen. Col., ii, p. 60 : Kraatz, Naturg. Ins. Deutschl., ii, p. 477 : Jacq. Duval, Gen.
 Col., ii, p. 29, t. 11, f. 52 : Mun. Cat., p. 565 : Sharp, Trans. Ent. S. Lond., 1876,
 p. 96 ; *id.*, Biol. Centr. Amer., Col., i (2), p. 321 : Leconte & Horn, Class. Col.
 p. 95.

fuscus, Kraatz, Wieg. Arch., xxv (1), 1859, p. 65.

Hab. India.

picus, Motschulsky, Bull. Mosc., xxxi (3), 1858, p. 213.

Hab. India.

platus, Motschulsky, *l. c.*, p. 213.

Hab. India.

230 E. T. Atkinson—*Catalogue of the Family Staphylinidae*. [Suppl.

ruficollis, Kraatz, Wieg. Arch., xxv (i), 1859, p. 64.
Hab. Ceylon.

Genus **ACYLOPHORUS**.

Nordmann, Symb. Mon. Staph., 1837, p. 127, t. 1, f. 19 : Erichson, Gen. Staph., p. 519 : Lacord., Gen. Col., ii, p. 84 : Jacq. Duval, Gen. Col., ii, p. 38, t. 15, f. 75 : Mun. Cat., p. 566 : Sharp, Trans. Ent. S. Lond., 1876, p. 97 ; *id.*, Biol. Centr. Amer., Col., i (2), p. 324 : Leconte & Horn, Class. Col., p. 95.

Rhygmacera, Motschulsky, Bull. Mosc., xviii (i), 1847, p. 40 ; *id.*, *id.*, (2), 1858, p. 656.

flavipes, Motschulsky, Bull. Mosc., xxxi (2), 1858, p. 657.
Hab. India.

furcatus, Motschulsky, *l. c.*, p. 657.
Hab. India.

ruficollis, Motschulsky, *l. c.* p. 657 : ? Kraatz, Wieg. Arch., xxv (i), 1859, p. 65.
Hab. India.

Genus **EURYPORUS**.

Erichson, Käfer Mark Brand., i, 1837, p. 496 ; *id.*, Gen. Staphyl., p. 553 : Lacord., Gen. Col., ii, p. 86 : Jacq. Duval, Gen. Col., ii, p. 39, t. 16, f. 76 : Mun. Cat., p. 566 : Leconte & Horn, Class. Col., p. 96.

Pelecyphorus, Nordmann, Symb., 1837, p. 13, t. 1, f. 5.

argentatus, Fauvel, Notes Leyden Mus., ii, 1881, p. 164.
Hab. Sumatra.

flavipes, Fauvel, *l. c.*, vi, 1884, p. 241.
Hab. Sumatra.

Genus **HETEROTHOPS**.

Stephens, Ill. Brit. Ent., v, 1832, p. 256 : Erichson, Gen. Staph., p. 515 : Lacord., Gen. Col., ii, p. 83 : Jacq. Duval, Gen. Col., ii, p. 38, t. 15, f. 74 : Mun. Cat., p. 567 : Fauvel, Faun. Gall. Rhén., iii, p. 535 : Rye, Ent. Mon. Mag., iv, p. 256 : Sharp, Biol. Centr. Amer., Col., i (2), p. 323 : Leconte & Horn, Class. Col., p. 95.

Trichogygus, Nordmann, Symb. Mon. Staph., 1837, p. 137.

dissimilis, Gravenhorst, Micr. Brunsv., 1802, p. 125 : Kraatz, Nat. Ins. Deutschl., ii, p. 485.

minutus, Wollaston, Ann. Mag. N. H., (3s.) vi, 1860, p. 53 ; *id.*, Trans. Ent. S. Lond., 1871, p. 298.

subuliformis, Gyllenhal, Ins. Suec., ii, 1810, p. 312.
Hab. Europe, Sweden [*Ind. Mus.*, Leh].

flavicollis, Motschulsky, Bull. Mosc., xxxi (2), 1858, p. 660.
Hab. India.

quadripunctula, Gravenhorst, Mon. Col. Micr., 1806, p. 24 : Kraatz, Naturg. Ins. Deutschl., ii, p. 486.

pumilio, Nordmann, Symb. Mon. Staph., 1836, p. 138. Russia.
subuliformis, Zetterstedt, Faun. Lapp., i, 1840, p. 72. Lapland.
 Hab. Europe [*Ind. Mus.* Murree].

Genus **CYRTOTHORAX.**

Kraatz, Berlin. Ent. Zeits., 1858, p. 366 : Mun. Cat., p. 567 : Fauvel, Bull. Soc. Linn. Norm., (3s.) ii, 1878, p. 166 : Sharp, Biol. Centr. Amer., Col., i (2), p. 340.
caratifex, Fauvel, Bull. Soc. Linn. Norm., (3s.) ii, 1878, p. 166.
 Hab. Cambodia.
vulneratus, Fauvel, *l. c.*, p. 165.
 Hab. Cochin China.

Genus **QUEDIUS.**

(Leach) Stephens, Ill. Brit. Ent., v, 1832, p. 215 : Erichson, Gen. Staph., p. 523 :
 Jaecq. Duval, Gen. Col., ii, p. 37, t. 15, f. 72, 73 : Lacord., Gen. Col., ii, p. 84 :
 Mun. Cat., p. 568 : Fauvel, Ann. Mus. Civ. Gen., xii, p. 272 : Sharp, Biol. Centr.,
 Amer., Col., i (2), p. 328 : Leconte & Horn, Class. Col., p. 95.
Edignus, Muls. & Rey, Ann. Soc. Agric. Lyon, (4s.) viii, 1876, p. 618.
Microsaurus, Stephens, Ill. Brit. Ent., v, 1832, p. 435.
Raphirus, Stephens, *l. c.*, v, 1832, p. 201.
Sauridus, Muls. & Rey, *l. c. supra*, p. 700.
Velloius, Mannerheim, Brachél., 1830 : *Stephens, l. c. supra*, p. 435.
chlorophanus, Erichson, Gen. Staph., 1840, p. 532 : Kraatz, Wieg. Arch., xxv (i),
 1859, p. 66.
 Hab. Bengal.
orientatus (*Staphylinus*), Olivier, Ent., iii (42), 1795, p. 27, t. 5, f. 49 : Kraatz,
 Naturg. Ins., p. 495 ; *id.*, Wieg. Arch., xxv (i), 1859, p. 67.
astolicus, Kraatz, Berlin. Ent. Zeits., 1858, p. 58, Greece.
analis, Stephens, Ill. Brit. Ent., v, 1832, p. 435, Britain.
erythropterus, Stephens, *l. c.*, p. 236, France.
fulgidus, Marsham, Ent. Brit., 1802, p. 503, Britain.
haemorrhous, Stephens, *l. c. supra*, p. 217, Britain.
 Hab. Britain, Europe, India.
fulgidus (*Staphylinus*), Fabr., Mant. Ins., i, 1787, p. 220 ; Ent. Syst., i (2), p. 525 ;
 Syst. Eleuth., ii, p. 596 : Erichson, Käfer Mark Brand., i, p. 486 : Kraatz, Naturg.
 Ins., p. 492 ; *id.*, Wieg. Arch., xxv (i), 1859, p. 67 : Schiödte, Nat. Tidskr.,
 1864, p. 205, t. 10, f. 17-22 : Mun. Cat., p. 569 : Fauvel, Faun. Gall. Rhén.,
 iii, p. 505.
arvernicus, Muls. & Rey, Ann. Soc. Agric. Lyon, (4s.) viii, 1876, p. 613.
nitidus, Gravenhorst, Micr. Brunsv., 1802, p. 31. Europe.
rufithorax, Muls. & Rey, *l. c. supra*, p. 661.
variabilis, Gyllenhal, Ins. Suec., ii, 1810, p. 303. Sweden.
 var. *assimilis*, Nordmann, Symb. Mon. Staph., 1836, p. 78. Russia.
 „ *atripennis*, Stephens, Ill. Brit. Ent., v, 1832, p. 436. Britain.
 „ *bicolor*, Redtenbacher, Faun. Austr., 1849, p. 710. Germany.

- var. *erythrogaster*, Mannerheim, Bull. Mosc., xxv (2), 1852, p. 314. Sitka.
 „ *floralis*, Lacordaire, Faun. Ent. Paris., i, 1835, p. 380. Styria.
 „ *Fuchsii*, Scriba, Berlin. Ent. Zeits., 1866, p. 378 : Fauvel, l'Abeille, vii, p. 186. Rome.
 „ *fuscipennis*, Block, Verzeichn. Ins. Plauen, 1799, p. 116, t. 4, f. 4. Russia.
 „ *groenlandicus*, Zetterstedt, Faun. Ins. Lapp., 1828, p. 61. Lapland.
 „ *haemopterus*, Stephens, Ill. Brit. Ent., v, 1832, p. 217. Britain.
 „ *iracundus*, Say, Trans. Am. Acad. Sci. Phil., iv p. 449. N. Amer.
 „ *laetus*, Faldermann, Fauna Ent. Transc., i, 1836, p. 127. Armenia.
 „ *mesomelinus*, Marsham, Ent. Brit., 1802, p. 510. Britain.
 „ *nigricornis*, Stephens, Ill. Brit. Ent., v, 1832, p. 222. Britain.
 „ *occultus*, Lacordaire, Faun. Ent. Par., i, 1835, p. 379. France.
 „ *ochripennis*, Ménétrière, Cat. raisonné, 1832, p. 145 (= *quadripunctatus*, Thomson) Talyk.
 „ *peranxius*, Muls & Rey, Ann. Soc. Agric. Lyon, (4s.) xiii, 1876, p. 613.
 „ *rustitarsis*, Marsham, Ent. Brit., 1802, p. 512. Britain.
 „ *shrimshiranus*, Stephens, Ill. Brit. Ent., v, 1832, p. 225. Britain.
 „ *virens*, Rottenberg, Berlin. Ent. Zeits., xiv, 1870, p. 28. Sicily.
 Hab. Europe, N. India, Java, Australia, N. America.

pectoralis, Boheman, Freg. Eug. Resa., Col., 1858, p. 31.

Hab. China.

spectabilis, Kraatz, Wieg. Arch., xxv (i), 1859, p. 66.

Hab. N. India.

Genus **NADDIA.**

Fauvel, Col. Hefte, ii, 1867, p. 117 : Mun. Cat., p. 574.

Caranistes, Erichson, Gen. Staph., 1840, p. 925.

Westermannii (*Caranistes*), Erichson, Gen. Staph., 1840, p. 925 : Kraatz, Wieg. Arch., xxvi (i), 1859, p. 72.

Hab. Bengal.

Genus **PALAESTRINUS.**

Erichson, Gen. Staph., 1840, p. 343 : Lacord., Gen. Col., ii, p. 74 : Mun. Cat., p. 574.

mutillarius, Erichson, Gen. Staph., 1839, p. 924 : Kraatz, Wieg., Arch., xxvi (i), p. 72.

Hab. Bengal.

sykesii, Erichson, l. c. *supra* p. 344 : Kraatz, l. c. *supra*, p. 71, t. 2, f. 1. a-b.

Hab. India.

Genus **EMUS.**

Curtis, Brit. Ent. xii, 1825, t. 534 : Jacq. Duval, Gen. Col., ii, p. 34, t. 13, f. 61 : Mun. Cat., p. 575 : Fauvel, Ann. Mus. Civ. Gen., x, 1877, p. 249 ; *ib.*, xii, p. 248.

Creophilus, Mannerheim, Brachél., 1830, p. 20 : Kraatz, Naturg. Ins. Deutschl., ii, p. 528 : Jacq. Duval, Gen. Col., ii, p. 34, t. 13, f. 62 : Mun. Cat., p. 575 : Fauvel, Tijds. v. Ent., xviii, 1875, p. 53 : Sharp, Biol. Centr. Amer., Col., i (2), p. 370 : Leconte & Horn, Class. Col., p. 96.

- erythrocephalus** (*Staphylinus*), Fabr., Syst. Ent., 1775, p. 265; Spec. Ins., i, p. 335; Mant. Ins., i, p. 220; Ent. Syst., i (2), p. 523; Syst. Eleuth., ii, p. 593; Olivier, Ent., iii, 42, p. 12, t. 2, f. 9; Erichson, Gen. Staph., p. 351; Fauvel, Tijds. v. Ent., xviii, 1875, p. 56; *id.*, Ann. Mus. Civ. Gen., x, 1877, p. 249.
Hab. Australia, Tonga, Tabiti, New Caledonia [*Ind. Mus. India.*]
- insularis**, Fauvel, Ann. Mus. Civ. Gen., xv, 1879-80, p. 94.
Hab. Sumatra.
- maxillosus**, Linn., Faun. Suec., 1746, p. 230, no 841; Donovan, Brit. Ins., iii, t. 96, p. 3; Fabr., Syst. Eleuth., ii, p. 592; Erichson, Gen. Staph., p. 348; Kraatz, Naturg. Ins. Deutsch., ii, p. 529; *id.*, Wieg. Arch., xxv (i), 1859, p. 68; Jacq. Duval, Gen. Staph., t. 13, f. 62; Chapuis & Cand., Mém Liège, 1853, p. 399, t. 2, f. 1; Mun. Cat., p. 575; Fauvel, Tijds. v. Ent., xviii, p. 53.
[Fauvel, *l.c.*, *supra*, would make *ciliaris*, Stephens, the type, as *maxillosus*, Linn., is the most aberrant of the varieties].
anonymus, Sulzer, Kenntz, Ins. nach Linn., 1761, p. 17, t. 7, f. 49. Switzerland.
arcticus, Erichson, Gen. Staph., 1840, p. 348; Solsky, Bull. Mosc., xlii (2), 1868, p. 260. Kamschatka.
balteatus, De Geer, Mém., iv, 1774, p. 18, t. 1, f. 7-8, Europe.
bicinctus, Eschscholtz, Bull. Mosc., xvi (2), 1843, p. 229; Solsky, *ib.* xlii (2), 1868 p. 262, Russ. America.
cinerarius, Erichson, Gen. Staph., 1840, p. 350; Sharp, Trans. Ent. S. Lond., 1874, p. 27. Egypt.
fasciatus, Füssly, Verzeichn. Schw. Ins., 1775, p. 21; ? Lap. de Casteln., Etud. Ent., i, p. 111 ♀, Europe.
nebulosus, Geoffroy, Fourcroy, Ent. Paris, i, 1785, p. 165, France.
ciliaris, Stephens, Ill. Brit. Ent., v, 1832, p. 202; Erichson, German's Zeitschr., iii, p. 408, Britain.
- var. { *fulvago*, Motschulsky, Schrenck's Reise, ii 1860, p. 120; Solsky, Hor. Soc. Ent. Ross., vii, 1871, p. 346; viii, p. 158, Mongolia.
 imbecillus, Sharp, Trans. Ent. S. Lond., 1874, p. 28. Japan.
" *medialis*, Sharp, *l.c.* p. 28, Japan.
" *orientalis*, Motschulsky, Etud Ent., 1857, p. 67; Solsky, Hor. Ent. Ross., vii 1871, p. 346; viii, p. 158. E. Siberia,
" *subfasciatus*, Sharp, Trans. Ent. S. Lond., 1874, p. 28.
" *villosus*, Gravenhorst, Micr. Bruns., 1802, p. 160; Erichson, Gen. Staph., p. 349; Nordmann, Symb. Mon. Staph., p. 319; Sharp, Biol. Centr. Amer., Col., i (2), p. 370.
Hab. Europe, America, N. Africa, Japan, China, Mongolia, Siberia, N. India [*Ind. Mus. Kogyar, Leh.*]
- villipennis**, Kraatz, Wieg. Arch., xxv (i), 1859, p. 67.
Hab. India, Dekhan; Borneo.

Genus **LEISTOTROPHUS.**

- Perty, Delect. Anim., 1830, p. 30; Kraatz, Naturg. Ins, ii, p. 532; Mun. Cat., p. 576; Fauvel, Ann. Mus. Civ. Gen., xii, p. 249; Sharp, Biol. Centr. Amer., Col., i (2), p. 371; Leconte & Horn, Class. Col., p. 96.

Disocephalus, Nordmann, Symb., 1837, p. 8.

Staphylinus, pt. 5, 6, Erichson, Lacord. Gen. Col., ii, p. 76.

Trichoderma, Stephens, Ill. Brit. Ent., v, 1832, p. 436.

marmoratus (*Staphylinus*), Erichson, Gen. Staph., 1839, p. 826 : Kraatz, Wieg. Arch., xxv (i), p. 68.

Hab. Tenasserim, Ceylon, Java.

tenuloornis, Kraatz, Wieg. Arch., xxv (i), 1859, p. 68.

Hab. N. India [*Ind. Mus.*———].

Genus **TRICHOCOSMETES.**

Kraatz, Wieg. Arch., xxv (i), 1859, p. 69 : Mun. Cat., p. 577.

leucomus (*Staphylinus*), Erichson, Gen. Staph., 1839, p. 362 : Kraatz, *l.c.*, *supra*, p. 70, t. 2, f. 2 a. b.

cinctus (*Staphylinus*), Redtenbacher, Hügel's Kaschm., iv (2), 1844, p. 504, t. 23, f. 6.

Hab. Nepal, N. India.

Genus **EUCIBDELUS.**

Kraatz, Wieg. Arch., xxv (i), 1859, p. 70 : Mun. Cat., p. 577.

gracilis, Kraatz, *l.c.*, *supra*, p. 71, t. 2, f. 3 a-b.

Hab. N. India.

Genus **RHYNCHOCILUS.**

Sharp, Ann. Mag. N. H. (6s.) ii, 1888, p. 220, note.

aureus (*Staphylinus*), Fabr., Mant. Ins., i, 1787, p. 219 ; Ent. Syst., i (2), p. 519 ;

Syst. Eleuth., ii, p. 589 ; Olivier, Ent., iii, 42, p. 7, t. 1, f. 2 : Erichson, Gen.

Staph., p. 344 ; Kraatz, Wieg. Arch., xxv (i), 1859, p. 74, note.

Hab. Assam, Siam, Cochinchina [*Ind. Mus.*, Sibságar].

pectoralis, Sharp, Ann. Mag. N. H., (6s.) ii, 1888, p. 120, note.

Hab. Singapur, Malacca, Borneo, Sumatra.

Genus **STAPHYLINUS.**

Linn., Syst. Nat., (ed. 12) ii, 1767, p. 683 : Jacq. Duval, Gen. Col., ii, p. 33, t. 13,

f. 63 : Lacord., Gen. Col., ii, p. 76 : Kraatz, Naturg. Ins., ii, p. 536 : Mun. Cat.,

p. 577 : Sharp, Trans. Ent. S. Lond., 1876, p. 150 ; *id.*, Biol. Centr. Amer., Col.,

i (2), p. 371 : Leconte & Horn, Class. Col., p. 96.

Abomus, Muls. & Rey, Ann. Soc. Agric. Lyon, (4s.) viii, 1876, p. 242.

Bomasus, Muls. & Rey, *l.c.*, p. 259.

Dinothonarus, Gozis, Recherche, 1886, p. 14.

Platydracus, Thomson, Skand. Col., i, 1859 p. 23.

Ouchemus, Gozis, Recherche, 1886, p. 14.

asomus, Kraatz, Wieg. Arch., xxv (i), 1859, p. 77.

Hab. N. India.

brachypterus, Kraatz, *l. c.*, p. 76.

Hab. N. India.

decipiens, Kraatz, *l. c.*, p. 75.

Hab. Ceylon.

Goryi, Lap. de Casteln., *Etud. Ent.*, i, 1834, p. 113, t. 3, f. 2 : Erichson, *Gen. Staph.*, p. 395 : Kraatz, *Wieg. Arch.*, xxv (i), 1859, p. 72.

auripennis, Kraatz, *l. c.*, *supra*, p. 72.

Hab. India.

griseipennis, Fairmaire, *Ann. Soc. Ent. Fr.*, (6s.) ix, 1889, p. 10.

Hab. Tibet, Moupin.

indicus, Kraatz, *l. c.*, p. 75.

Hab. N. India.

luzonicus, Fauvel, *Rev. d'Ent.*, v, 1886, p. 149.

Hab. Manilla.

maculipennis, Kraatz, *Wieg. Arch.*, xxv (i), 1859, p. 77.

Hab. N. India.

semipurpureus, Kraatz, *l. c.*, p. 73.

Hab. N. India.

subtrideus, Kraatz, *l. c.*, p. 73.

Hab. India.

xanthocephalus, Kraatz, *l. c.*, p. 74.

Hab. India.

Genus OCYPUS.

Stephens, *Ill. Brit. Ent.*, v, 1832, p. 211 : Lacord., *Gen. Col.*, ii, p. 79 : Jacq. Duval, *Gen. Col.*, ii, p. 33, 35, t. 14, f. 66 : *Mun. Cat.*, p. 589 : Leconte & Horn, *Class Col.*, p. 96.

Anodus, Nordmann, *Symb.*, 1835, p. 11.

Goërius, Stephens, *Ill. Brit. Ent.*, v, 1832, p. 208.

Pseudocypus, Muls. & Rey, *Ann. Soc. Agric. Lyon.*, (4s.) viii, 1876, p. 291.

Tasgius, Stephens, *Ill. Brit. Ent.*, v, 1832, p. 435 : Jacq. Duval, *Gen. Col.*, ii, p. 35, t. 13, f. 65.

congruus, Walker, *Ann. Mag. N. H.*, (3s.) ii, 1858, p. 205.

Hab. Ceylon.

lineatus, Walker, *l. c.*, iii, 1859, p. 51.

Hab. Ceylon.

longipennis, Walker, *l. c.*, ii, 1858, p. 205.

Hab. Ceylon.

punctillinea, Walker, *l. c.*, ii, 1858, p. 205.

Hab. Ceylon.

testaceipes, Fauvel, *Ann. Soc. Ent. Belg.*, xxxi, 1887, p. 97.

Hab. Yunnan.

Genus PHILONTHUS.

Curtis, *Brit. Ent.*, xiii, 1825, t. 610 : Erichson, *Gen. Staph.*, p. 426 : Lacord., *Gen. Col.*, ii, p. 80 : Jacq. Duval, *Gen. Col.*, ii, p. 35, t. 14, f. 67 : *Mun. Cat.*, p. 584 :

- Fauvel, Ann. Mus. Civ. Gen., xii, p. 257: Horn, Syn. Philonth. N. Amer., Trans. Amer. Ent. S., xi, 1884, p. 177: Sharp, Trans. Ent. S. Lond., 1876, p. 164; *id.*, Biol. Centr. Amer., Col., i (2), p. 395, 428: Leconte & Horn, Class. Col., p. 96.
Bisnius, Stephens, Ill. Brit. Ent., v, 1832, p. 247.
Gabrius, Stephens, *l. c.*, p. 249.
Gefyrobtus, Thomson, Skand. Col., i, 1859, p. 24; ii, p. 166.
Pseudidus, pt., Muls. & Rey, Ann. Soc. Agric. Lyon, (4s.) viii, 1876, p. 574.
Rabigus, Muls. & Rey, *l. c.*, p. 523.
Remus, Holme, Trans. Ent. S. Lond., ii, 1837, p. 64.
- acroleucous**, Kraatz, Wieg. Arch., xxv (i), 1859, p. 91.
 Hab. India.
- acuminatus**, Kraatz, *l. c.*, p. 93.
 Hab. India.
- aeneipennis**, Boheman, Freg. Eug. Resa, Col., 1858, p. 30.
 Hab. China.
- aeneus**, Rossi, Faun. Etrusc., i, 1790, p. 249: Erichson, Gen. Staph., p. 928: Kraatz, Naturg. Ins. Deutschl., p. 578: Schiödte, Nat. Tidsskr., 1864, t. 12, f. 1: Fauvel, Faun. Gall. Rhén., iii, p. 442.
cyanicornis, Mannerheim, Brachél., 1830, p. 27. Sweden.
laticeps, Zetterstedt, Faun. Lapp., i, 1840, p. 73. Lapland.
mandibularis, Kirby, Fauna Bor. Amer., iv, 1837, p. 91. N. America.
metallicus, Boisd. & Lacord., Faun. Ent. Paris., i, 1835, p. 390. France.
golitus, Linn., Syst. Nat. i (2), p. 683: Kirby, *l. c. supra*, p. 91. Sweden.
puncticollis, Stephens, Ill. Brit. Ent., v, 1832, p. 439. Britain.
similis, Marsham, Ent. Brit., 1802, p. 497. Britain.
 var. *atratus*, Boisd. & Lacordaire, *l. c. supra*, p. 392. France.
 Hab. N. America, Europe, N. India.
- amabilis**, Kraatz, Wieg. Arch., xxv (i), 1859, p. 97.
 Hab. India.
- asemus**, Kraatz, *l. c.*, p. 86.
 Hab. N. India.
- basalis**, Motschulsky, Bull. Mosc., xxi (2), 1858, p. 664.
 Hab. India, Ceylon, Japan.
- castaneus**, Gemm. & Har., Mun. Cat., 1868, p. 586.
badius (*Gabrius*), Motsch. (*nec* Kiesenw.), Bull. Mosc., xxxi (2), 1858, p. 661.
 Hab. India.
- cinctipennis**, Fauvel, Faun. Gall. Rhén., iii, Cat. xxx; Bull. Soc. Norm., ii, 1878, p. 123.
 Hab. Egypt, Annam, Cochinchina, Philippines.
- cinctulus**, Gravenhorst, Micr. Bruns, 1802, p. 167; *id.*, Mon. Col. Micr., p. 89: Erichson, Gen. Staph., p. 332.
 Hab. Bengal.
- concolor**, Kraatz, Wieg. Arch., xxv (i), 1859, p. 80.
 Hab. Ceylon.

- cyanelytrius*, Kraatz, *l. c.*, p. 80.
 Hab. N. India [*Ind. Mus.*, Murree].
- delicatulus*, Boheman, Freg. Eug. Resa, Col., 1858, p. 29.
 Hab. China.
- distinctus*, Gemm. & Har., Mun. Cat., 1868, p. 587.
antennatus, Motschulsky, Bull. Mosc., xxxi (2), 1858, p. 664 (*nec* Guérin).
 Hab. India.
- ebenus*, Gravenhorst, Micr. Brunsv., 1802, p. 170: Erichson, Gen. Staph., p. 461 :
 Kraatz, Naturg. Ins. Deutschl., ii, p. 596.
varians, Erichson, Käfer Mark Brand., i, 1837, p. 461. Germany.
 var. *brvicornis*, Gravenhorst, *l. c. supra*, p. 22. Europe.
 ,, *concinus*, Gravenhorst, *ib.*, p. 21. Russia.
 ,, *corruscus*, Gravenhorst, *ib.*, p. 33 : Erichson, Gen. Staph., p. 466. France.
 ,, *irregularis*, Mannerheim, Brachél., 1830, p. 30. Siberia.
 ,, *maroidus*, Wollaston, Cat. Col. Canar., 1854, p. 571. Canaries.
 ,, *nitidus*, Marsham, Ent. Brit., 1802, p. 511. Britain.
 ,, *ochropus*, Gravenhorst, *l. c. supra*, p. 39. Sweden.
 ,, *planus*, Boisd. & Lacord., Faun. Ent. Paris, i, 1835, p. 401. France.
 ,, *varians*, Gravenhorst, Mon. Col. Micr., 1806, p. 82. Germany.
 Hab. Europe, India [*Ind. Mus.*, Kulu].
- erythropus*, Kraatz, Wieg. Arch., xxv (i), 1859, p. 88 : Fauvel, Ann. Mus. Civ. Gen.,
 xv, p. 104.
 Hab. India, Ceylon, Annam, China, Philippines, Sumatra, Java, Celebes,
 New Guinea.
- erythrostitus*, Kraatz, *l. c.* p. 94.
 Hab. India.
- flavipes*, Kraatz, *l. c.* p. 88.
 Hab. Ceylon, Siam.
- flavocinctus*, Motschulsky, Bull. Mosc., xxxi (2), 1858, p. 663.
 Hab. India.
- fulvitaris*, Motschulsky, Etud. Ent., viii, 1859, p. 80.
 Hab. Ceylon.
- fuscatus*, Kraatz, Wieg. Arch., xxv (i), 1859, p. 95.
 Hab. Ceylon, Siam.
- fuscolaterus* (*Gabrius*), Motschulsky, Etud. Ent., viii, 1859, p. 76.
 Hab. Ceylon.
- gemellus*, Kraatz, Wieg. Arch., xxv (i), 1859, p. 91.
 Hab. Ceylon.
- geminus*, Kraatz, *l. c.*, p. 87.
 Hab. Ceylon, China.
- idlocerus*, Kraatz, *l. c.*, p. 85.
 Hab. Ceylon, Celebes.

- lativentris*, Motschulsky, Bull. Mosc., xxxi (2), 1858, p. 663.
Hab. India.
- leucopygus*, Kraatz, Wieg. Arch., xxv (i), 1859, p. 90.
Hab. India.
- leucotus*, Erichson, Gen. Staph., 1839, p. 507 : Kraatz, *l. c.*, *supra* p. 98.
Hab. India.
- longiceps*, Fauvel, Ann. Mus. Civ. Gen., xv, 1879-80, p. 104.
Hab. Malacca, Borneo, Celebes, New Guinea.
- longicornis*, Stephens, Ill. Brit. Ent., v, 1832, p. 237 : Fauvel, Faun. Gall. Rhén., iii, p. 480 : Sharp, Biol. Centr. Amer., Col., i (2), p. 416.
algericus, Motschulsky, Bull. Mosc., xxxi (2), 1858, p. 663. Algiers.
fumosus, Solsky, Hor. Soc. Ent. Ross., v, 1867, p. 134. Russia.
fuscicornis, Nordmann, Symb. Mon. Staph., 1836, p. 96. Russia.
seybalaris, Nordmann, *l. c.*, p. 94 : Kraatz, Naturg. Ins. ii, p. 601 ; *id.*, Wieg. Arch., xxv (i), p. 86. Germany, Ceylon.
varians, var. *b.*, Erichson, Käfer Mark Brand., i, 1837, p. 466 ; *id.*, Gen. Staph., p. 470 : Fauvel, Ann. Soc. Ent. Fr., (3s.) iii, 1863, p. 425. Britain.
Hab. Europe, S. America, Cape, Ceylon, Japan, Australia, Tahiti.
- longulus* (*Gabrius*), Motschulsky, Bull. Mosc., xxxi (2), 1858, p. 662.
Hab. India.
- luxonicus*, Fauvel, Ann. Soc. Ent. Fr., (6s.) vi, 1886, p. 180 ; *id.*, Rev. d'Ent., v, p. 149.
Hab. Philippines.
- micantiventris*, Sharp,
Hab. China.
- mutans*, Sharp, Trans. Ent. S. Lond., 1874, p. 43.
Hab. Japan, China.
- nitens*, Kraatz, Wieg. Arch., xxv (i), 1859, p. 82.
Hab. Ceylon.
- notabilis*, Kraatz, *l. c.*, p. 79.
Hab. N. India, Ceylon, Annam, Philippines.
- paederoides* (*Gabrius*), Motschulsky, Bull. Mosc., xxxi (2), 1858, p. 662.
bellus, Kraatz, *l. c.*, *supra*, p. 83.
Hab. India, Ceylon, Siam, Cochinchina, Philippines.
- pamirensis*, Sharp, J. L. As. Soc. Ben., xlvii (2), 1878, p. 170.
Hab. Pamir. [*Ind. Mus.*, type].
- parviceps*, Kraatz, Wieg. Arch., xxv (i), 1859, p. 86.
Hab. Ceylon.
- pedestris*, Walker, Ann. Mag. N. H., (3s.) iii, 1859, p. 51.
cutilbus, Kraatz, Wieg. Arch., xxv (i), 1859, p. 96.
Hab. Ceylon.
- pellomerus*, Kraatz, Wieg. Arch., xxv (i), 1859, p. 82.
Hab. Ceylon.

- productus*, Kraatz, *l. c.*, p. 89.
Hab. Ceylon.
- proximus*, Kraatz, *l. c.*, p. 80 : Fauvel, Faun. Gall. Rhén., iii, p. 406.
carbonarius, Erichson, Käfer Mark Brand., i, 1837, p. 448 (*nec* Gyl.).
succicola (*Baryodma*), Thomson, Skand., Col., ii, 1859, p. 157 : Kraatz,
Deutsche Ent. Zeita., 1875, p. 129.
Hab. Europe, Siberia, N. India.
- pulchellus*, Kraatz, Wieg. Arch., xxv (i), 1859, p. 92.
Hab. India, Ceylon.
- quisquiliarius*, Gyllenhal, Ins. Suec., ii, 1810, p. 335 : Kraatz, Naturg. Ins., p. 607 :
Fauvel Faun. Gall. Rhén., iii, p. 463.
chalcipennis, Fauvel, Ann. Mus. Civ. Gen., xiii, 1873, p. 547.
dimidiatus, Lacord., Faun. Ent. Paris., i, 1835, p. 402. France.
phacopus, Stephens, Man. Brit. Col., 1839, p. 397. Britain.
quadricollis, Horn, Trans. Amer. Ent. Soc., xi, 1884, p. 194.
var. *inquinatus*, Stephens, Ill. Brit. Ent., v, 1832, p. 223. Sweden.
" *rubidus*, Erichson, Gen. Staph., 1840, p. 475. Germany, Japan.
" *variipennis*, Kraatz, Wieg. Arch., xxv (i), 1859, p. 85. Ceylon, India.
Hab. N. America, Europe, India, Ceylon, Annam, Cochinchina, Sumatra,
Java, Celebes, Philippines, Japan, Africa, New Caledonia.
- **rotundicollis*, Ménestriés, Cat. Raison., 1832, p. 145 : Hochhuth, Bull. Mosc., xx (i)
1849, p. 135.
scutatus, Erichson, Gen. Staph., 1840, p. 438 : Kraatz, Naturg. Ins.
Deutschl., ii, p. 530.
Hab. S. Europe, Caucasus [*Ind. Mus.*, Pamir].
- rubicollis*, Motschulsky, Bull. Mosc., xxxi (2), 1858, p. 665.
Hab. India.
- rufomarginatus*, Kraatz, Wieg. Arch., xxv (i), 1859, p. 90.
Hab. Ceylon.
- sericeicollis*, Fauvel, Ann. Mus. Civ. Gen., xii, 1878, p. 266.
Hab. Borneo, New Guinea.
- solidus*, Sharp, Trans. Ent. S. Lond., 1874, p. 43.
Hab. Japan, China.
- **Stolozkæ*, Sharp, Jl. As. Soc. Beng., xlvii (2), 1878, p. 170.
Hab. Yarkand [*Ind. Mus.*, type.]
- subridens*, Kraatz, Wieg. Arch., xxv (i), 1859, p. 81.
Hab. Ceylon.
- tardus*, Kraatz, *l. c.*, p. 84.
Hab. Ceylon, Java.
- thermarum*, Aubé, Ann. Soc. Ent. Fr. (2s.) viii, 1850, p. 316 : Kraatz, Naturg.,
Ins. Deutschl., p. 608 : Fauvel, Faun. Gall. Rhén., iii, p. 470 ; *id.*, Ann. Mus.
Civ. Gen., xii, p. 268 : Sharp, Ann. Mag. N. H., iii, 1889, p. 39.
angustatus, Kraatz, Wieg. Arch., xxv (i), 1859, p. 92.

exilis, Kraatz, Stettin Ent. Zeit., 1851, p. 293.

maritimus, Motschulsky, Bull. Mosc., xxxi (2), 1853, p. 661.

pygmaeus, Kraatz, *l. c. supra*, p. 93.

Hab. Europe, Egypt, Japan, N. China, India, Ceylon, Java, New Guinea.

turbidus, Erichson, Gen. Staph., 1840, p. 484.

punctipennis, Wollaston, Cat. Col. Mader., 1857, p. 192.

Hab. Assam, Mauritius, Bourbon, Madagascar, Syria, Egypt, Madeira.

xanthomerus, Kraatz, Wieg. Arch., xxv (i), 1859, p. 83.

Hab. India.

Genus **CAFIUS**.

Stephens, Ill. Brit. Ent., v, 1832, p. 245 : Fauvel, Faun. Gall. Rhen., iii, p. 421, t. 5, f. 13 ; *id.*, Ann. Mus. Civ. Gen., xii, 1878, p. 251.

Orthidus, Muls. & Rey, Ann. Soc. Agric. Lyon, (4s.) viii, 1876, p. 339.

Pseudidus, pt., Muls. & Rey, Ann. Soc. Agric. Lyon, (4s.) viii, 1876, p. 574.

parallelus (*Philonthus*), Kraatz, Wieg. Arch., xxv (i), 1859, p. 99.

Hab. Ceylon.

puncticollis (*Philonthus*), Boheman, Freg. Eug. Resa, 1858, p. 31.

Hab. China.

rufescens, Sharp, Ann. Mag. N. H., (6s.) ii, 1888, p. 44.

Hab. Japan, Hongkong.

Genus **ACTOBIUS**,

Fauvel, Faune Gall. Rhén., iii, Suppl. p. 72 : Sharp, Biol. Centr. Amer., Col., i (2), p. 457.

Bisnius, Thomson, Skand. Col., ii, p. 168. (*nec* Leach, Stephens.)

Erichsonius, Fauvel, *l. c. supra*, p. 427 (*nom. praec.*).

longulus (*Philonthus*), Kraatz, Wieg. Arch., xxv (i), 1859, p. 99 (*nec* Motsch.).

graelongus, Gemm. & Har., Mun. Cat., p. 591.

Hab. India, Ceylon, Annam, Sumatra, Celebes, Philippines.

Genus **LEUCITUS**.

Fauvel, Ann. Mus. Civ. Gen., xii, 1878, p. 253.

stenoides, Gravenhorst, Mon. Col. Micr., 1806, p. 90 : Erichson, Gen. Staph., p. 493 : Kraatz, Wieg. Arch., xxv (i), 1859, p. 94 note : Fauvel, Ann. Mus. Civ. Gen., xii, p. 253, note.

Hab. Java.

Genus **PACHYCORYNUS**.

Motschulsky, Bull. Mosc., xxxi (3), 1853, p. 204 : Mun. Cat., p. 595 : Fauvel, Ann. Mus. Civ. Gen., xii, 1878, p. 239.

Holisomorphus, Kraatz, Wieg. Arch., xxv (i), 1859, p. 100, t. 2, f. 6.

dimidiatus, Motschulsky, Bull. Mosc., xxxi (3), 1853, p. 205, t. 1, f. 8.

ceylanensis (*Holisomorphus*), Kraatz, Wieg. Arch., xxv (i), 1859, p. 101, t. 2, f. 6 a-o.

Hab. India, Ceylon, Java, Aru Islands.

Genus **BELONUCHUS.**

- Nordmann, Symb. Mon. Staph., 1837, p. 129, t. 2, f. 2 : Erichson, Gen. Staph., p. 419 : Lacord., Gen. Col., ii, p. 80 : Mun. Cat., p. 595 : Fauvel, Ann. Mus. Civ. Gen., xii, p. 269 : Sharp, Trans. Ent. S. Lond., 1876, p. 156 ; *id.*, Biol. Centr. Amer., Col., i (2), p. 428, 429 : Leconte & Horn, Class. Col., p. 96.
- castaneipennis** (*Philonthus*), Kraatz, Wieg. Arch., xxv (i), 1859, p. 96.
Hab. India, Ceylon.
- ferrugatus** (*Philonthus*), Erichson, Gen. Staph., 1840, p. 931 : Kraatz, *l. c. supra* p. 96.
Hab. Java, Penang.
- grandiceps** (*Philonthus*), Kraatz, Wieg. Arch., xxv (i), 1859, p. 95.
Hab. Ceylon.
- mutator**, Fauvel, Ann. Mus. Civ. Gen., xv, 1879, p. 106.
Hab. Malacca, Gilolo, Celebes.
- quadratus**, Kraatz, Wieg. Arch., xxv (i), 1859, p. 96.
Hab. N. India.

Genus **TRAPEZIDERUS.**

- Motschulsky, Etud. Ent., viii, 1859, p. 77 : Mun. Cat., p. 599.
- bicolor**, Motschulsky, Etud. Ent., viii, 1859, p. 79.
Hab. Ceylon.

Genus **XANTHOLINUS.**

- Serville, Enc. Méth., x, 1825, p. 475 : Erichson, Gen. Staph., p. 306 : Lacord., Gen. Col., ii, p. 88 : Jacq. Duval, Gen. Col., ii, p. 32, t. 12, f. 58 : Mun. Cat., p. 600 : Fauvel, Ann. Mus. Civ. Gen., xii, p. 243 : Sharp, Trans. Ent. S. Lond., 1876, p. 198 ; *id.*, Biol. Centr. Amer., Col., i (2), p. 475 : Leconte & Horn, Class. Col., p. 96.
- Eulissus*, Mannerheim, Brachél., 1830, p. 35 : Mun. Cat., p. 600.
- Gyrohypnus*, Stephens, Ill. Brit. Ent., v, 1832, p. 258.
- Megalinus*, Muls. & Rey, Mém. Acad. Lyon, xxii, 1876, p. 261.
- anachoreta**, Erichson, Gen. Staph., 1840, p. 316 : Kraatz, Wieg. Arch., xxv (i), 1859, p. 102.
morio, Motschulsky, Bull. Mosc., xxxi (3), 1858, p. 207.
Hab. N. India, Ceylon.
- cicatricosa**, Fauvel, Notes Leyden Mus., iii, 1881, p. 163.
Hab. Sumatra.
- cinctus**, Walker, Ann. Mag. N. H., (3s.) ii, 1858, p. 205.
Hab. Ceylon.
- displius**, Erichson, Gen. Staph., 1840, p. 317 : Kraatz, Wieg. Arch., xxv (i), 1859, p. 104.
Hab. Bengal.
- fulgidus** (*Staphylinus*), Fabr., Mant. Ins., i, 1787, p. 220 ; Ent. Syst., i (2), p. 525 ; Syst. Eleuth., ii, p. 596 : Olivier, Ent., iii (42), t. 4, f. 34 : Kraatz, Naturg. Ins.

Deutschl., p. 642; *id.*, Wieg. Arch., xxv (i), p. 105 : Jacq. Duval, Gen. Col. Eur., ii, p. 32, t. 12, f. 57.

angulatus, Küster, Käfer Europ., p. 13.

pyropterus, Gravenhorst, Mon. Col. Micr., 1806, p. 102.

var. *intermedius*, Küster, l. c. *supra*, p. 13.

Hab. Europe, Ceylon.

hongkongensis, Redtenbacher, Reise Novara, Col., 1868, p. 28.

Hab. Hongkong.

inclinans, Walker, Ann. Mag. N. H., (3s.) ii, 1859, p. 51.

Hab. Ceylon.

laticeps, Erichson, Gen. Staphyl., 1840, p. 308 : Kraatz, Wieg. Arch., xxv (i), 1859, p. 102.

Hab. Java.

nigerrimus, Kraatz, Wieg. Arch., xxv (i), 1859, p. 103.

Hab. India, Penang, Java, Hongkong.

punctulatus (*Staphylinus*), Paykull, Mon. Staph., 1789, p. 30 : Kraatz, Naturg. Ins.

Deutschl., ii, p. 635; *id.*, Wieg. Arch., xxv (i), p. 104 : Bouché, Nat. Ins., i, p. 181, t. 8, f. 9-13.

ater, Stephens, Ill. Brit. Ent., v, 1832, p. 255. Britain.

elongatus, Fourcroy, Ent. Paris, i, 1785, p. 171. France.

———, var. 5, Gravenhorst, Micr. Bruns., 1802, p. 45. Russia.

fracticornis, Müller, Zool. Prodr. 1776, p. 99. Sweden.

obscurus, Stephens, Ill. Brit. Ent., v, 1832, p. 256. Britain.

Hab. Europe, India.

Genus MITOMORPHUS.

Kraatz, Wieg. Arch., xxv (i), 1859, p. 105 : Mun. Cat., p. 601.

indicus, Kraatz, l. c., p. 107, t. 2, f. 5 a-b.

Hab. India.

nigroaeneus, Kraatz, l. c., p. 106.

Hab. Ceylon.

Genus LEPTACINUS.

Erichson, Käfer Mark Brand., i, 1837, p. 429; *id.*, Gen. Staph., p. 333 : Boied. & Lacord., Faun. Ent. Paris, i, p. 416 : Lacord., Gen. Col., ii, p. 69 : Mun. Cat., p. 605 : Kraatz, Naturg. Ins. ii, p. 645; *id.*, Wieg. Arch., xxv (i), p. 109 : Jacq. Duval, Gen. Col., ii, p. 32, t. 12, f. 69 : Fauvel, Faun. Gall. Rhén., iii, p. 574; *id.*, Ann. Mus. Civ. Gen., xii, p. 242 : Sharp, Trans. Ent. S. Lond., 1876, p. 203; *id.*, Biol. Centr. Amer., Col., i (2), p. 489 : Lecoute & Horn, Class. Col., p. 97.

alium, Kraatz, Wieg. Arch., xxv (i), 1859, p. 111.

Hab. Ceylon.

savipennis, Kraatz, l. c., p. 111.

Hab. Ceylon.

pallidipennis, Motschulsky, Bull. Mosc., xxxi (3), 1858, p. 206.
tricolor, Kraatz, Wieg. Arch., xxv (i), 1859, p. 110.
 Hab. India, Ceylon.

pusillimus, Kraatz, *l. c.*, p. 112.
 Hab. Ceylon.

trigonocephalus, Kraatz, *l. c.*, p. 109, t. 2, f. 4 a-b.
 Hab. Ceylon.

Genus **SPIROSOMA.**

Motschulsky, Bull. Mosc., xxxi (3), 1858, p. 206 : Mun. Cat., p. 606.

fulvescens, Motschulsky, *l. c.*, p. 207, t. 1, f. o.
 Hab. India.

Genus **METAPONCUS.**

Kraatz, Naturg. Ins. Deutschl., ii, 1857, p. 651 : Mun. Cat., p. 606 : Fauvel, Faun. Gall. Rhén., iii, p. 379 : Sharp, Trans. Ent. S. Lond., 1876, p. 205 : *id.*, Biol. Centr. Amer., Col., i (2), p. 503 : Leconte & Horn, Class. Col., p. 97.
Cylindrocephalus, Motschulsky, Etud. Ent., viii., 1859, p. 128.
Zetostomus, Jacq. Duval, Gen. Col. Eur., ii, 1857, p. 25.

exiguus, Kraatz, Wieg. Arch., xxv (i), 1859, p. 108.
 Hab. India.

leuconemis, Kraatz, *l. c.*, p. 107.
 Hab. Ceylon.

Genus **XANTHOPHYUS.**

Motschulsky, Etud. Ent., viii, 1859, p. 75 : Mun. Cat., p. 607.

serpentarius, Motschulsky, *l. c. supra*, p. 76.
 Hab. Ceylon.

Genus **DIOCHUS.**

Erichson, Gen. Staphyl., 1840, p. 300 : Lacord., Gen. Col. ii, p. 65 : Mun. Cat., p. 608 : Fauvel, Faun. Gall. Rhén., p. 366 : Sharp, Trans. Ent. S. Lond., 1876, p. 184 ; *id.*, Biol. Centr. Amer., Col., i (2), p. 466 : Leconte & Horn, Class. Col., p. 97.

Rhegmatocerus, Motschulsky, Bull. Mosc., xxxi (2), 1858, p. 657.

antennatus (*Rhegmatocerus*), Motschulsky, Bull. Mosc., *l. c.*, p. 659.
indicus, Kraatz, Wieg. Arch., xxv (i), 1859, p. 113.
 Hab. India.

conicollis (*Rhegmatocerus*), Motschulsky, Bull. Mosc., *l. c.*, p. 658, t. 1, f. k.
major, Kraatz, Wieg. Arch., xxv (i), 1859, p. 113.
 Hab. India.

punctipennis (*Rhegmatocerus*), Motschulsky, Bull. Mosc., *l. c.*, p. 659.
 Hab. India.

Genus **PLATYPROSOPUS.**

Mannerheim, Brachél., 1830, p. 35 : Lacord., Gen. Col., ii, p. 63 : Mun. Cat., p. 608 : Sharp, Trans. Ent. S. Lond., 1876, p. 101 ; *id.*, Biol. Centr. Amer., Col., i (2), p. 783.

elatus, Fauvel, *in litt.*

indicus, Kraatz, Wieg. Arch., xxv (i), 1859, p. 114 (*neo* Motsch).

Hab. N. India, Sâhibganj.

fuliginosus, Erichson, Gen. Staph., 1840, p. 923 : Kraatz, Wieg. Arch., xxv (i), 1859, p. 115.

orientalis, Motschulsky, Bull. Mosc., xxxi (3), 1858, p. 212.

Hab. Bengal.

fulvicollis, Motschulsky, *l.c.*, p. 212.

linearis, Kraatz, Wieg. Arch., xxv (i), 1859, p. 115.

Hab. India.

indicus, Motschulsky, Bull. Mosc., xxxi (3), 1858, p. 212.

Hab. N. India.

laevicollis, Kraatz, Wieg. Arch., xxv (i), 1859, p. 114.

Hab. N. India.

tamulus, Erichson, Gen. Staphyl., 1840, p. 923 : Kraatz, *l.c.*, p. 115.

Hab. Bengal [*Ind. Mus.*—?]

PAEDERINI—(*Pæderides*) Lacord., Gen. Col., ii, 1854, p. 88 : Jacq. Duval, Gen. Col. Eur., ii, p. 41 ; Fauvel, Ann. Mus. Civ. Gen., xii, p. 224 : Mun. Cat., p. 608 : Leconte & Horn, Class. Col., 1883, p. 97.

Pinophilides, Lacord., *l.c. supra*, p. 97 : Jacq. Duval, *l.c. supra*, p. 49.

Genus **LATHROBIUM.**

Gravenhorst, Mon. Col. Micr., 1806, p. 130 : Mannerheim, Brachél., p. 37 : Erichson, Gen. Staphyl., p. 588 : Lacord., Gen. Col., ii, p. 93 : Jacq. Duval, Gen. Col. Eur., ii, p. 44, t. 17, 83 : Mun. Cat., p. 609 : Fauvel, Faune Gall. Rhénan., iii, p. 338 : Eppelsheim, Deutsche Ent. Zeits., xxiii, 1879, p. 182 : Kraatz, *ib.*, p. 193 : Sharp, Trans. Ent. S. Lond., 1876, p. 229 ; *id.* Biol. Centr. Amer., Col., i (2), p. 536 : Leconte & Horn, Class. Col., p. 99.

Bathrolium, Gozis, Recherche, 1886, p. 14.

Glyptomerus, pt, Müller, Stettin. Ent. Zeit., 1856, p. 308 : Fauvel, Rev. d'Ent., iv, p. 28.

Lobrathium, Muls. & Rey, Ann. Soc. Linn. Lyon, xxiv, 1879, p. 29.

Notobium, Solsky, Bull. Mosc., xxxvii (2), 1864, p. 447.

Throbium, Muls. & Rey. *l.c. supra*, p. 99.

Typhlobium, Kraatz, Verb. Zool. bot. Ges. Wien, 1856, p. 625.

chinense, Boheman, Freg. Eug. Resa., Col., 1858, p. 32.

Hab. China.

graeculentum, Kraatz, Wieg. Arch., xxv (i), 1859, p. 115.

Hab. Ceylon.

prolatum, Fauvel, Ann. Soc. Ent. Fr., (6s.) vi, 1886, p. 180; *id.*, Rev. d'Ent., v. 1886, p. 148.

Hab. Philippines.

pulchellum, Kraatz, Wieg. Arch., xxx (i), 1859, p. 116.

Hab. Ceylon.

seminigrum, Kraatz, *l.c.* p. 117.

Hab. Ceylon.

sublaeve, Motschulsky, Bull. Mosc., xxxi (2), 1858, p. 647.

Hab. India.

unicolor, Kraatz, Wieg. Arch., xxv (i), 1859, p. 117.

pallens, Gemminger & Harold, Mun. Cat., 1868, p. 611.

tastacum, Motschulsky, Bull. Mosc., xxxi (2), 1858, p. 646 (*nec* Kraatz).

Hab. Western India, Annam, Philippines.

Genus **SCIMBALIUM.**

Erichson, Gen. Staph., 1840, p. 579 : Lacord., Gen. Col., ii, p. 92 : Jacq. Duval, Gen. Col., ii, p. 43, t. 17, f. 81 : Mun. Cat., p. 613 : Fauvel, Faun. Gall. Rhén., iii, p. 359.

Lathrobomorphus, Motschulsky, Bull. Mosc., xxxi (2), 1858, p. 645.

Lathrobismorphus, Gemm & Har., Mun. Cat., p. 1868, 612.

radius (*Lathrobomorphus*), Motschulsky, *l.c. supra*, p. 646, t. l. f. b.

Hab. India.

Genus **ACHENIUM.**

Curtis, Brit. Ent., iii, 1825, t. 815 : Stephens, Brit. Ent., v, p. 265 : Lacord., Gen. Col., ii, p. 92 : Jacq. Duval, Gen. Col., ii, p. 44, t. 17, f. 82 : Mun. Cat., p. 612.

humérale, Motschulsky, Bull. Mosc., xxxi (2), 1858, p. 648.

Hab. India.

Genus **CRYPTOPORUS.**

Motschulsky, Bull. Mosc., xxxi (2), 1858, p. 654 : Mun. Cat., p. 613.

flavipes, Motschulsky, *l.c.*, p. 655, t. l, f. j.

Hab. India.

Genus **DOLICAON.**

Lap. de Casteln., Etud. Ent., i, 1835, p. 119 : Lacord., Gen. Col., ii, p. 91 : Jacq. Duval, Gen. Col. Eur., ii, p. 42, t. 16, f. 80 : Mun. Cat., p. 613 : Sharp, Trans. Ent. S. Lond., 1876, p. 247.

Adelobium, Nordmann, Symb. Mon. Staph., 1836, p. 139.

Pinobius, MacLeay, Trans. Ent. Soc. N. S. Wales, ii, 1870, p. 147.

indicus, Kraatz, Wieg. Arch., xxv (i), 1859, p. 118.

Hab. India.

robustus, Kraatz, *l.c.*, p. 117.

Hab. India, Tranquebar.

sparsiventris, Fauvel, Ann. Soc. Ent. Fr., (6a) vi, 1886, p. 179; *id.*, Rev. d'Ent., v, 1886, p. 148.

Hab. Java, Philippines.

vicinus, Kraatz, Wieg. Arch., xxv (i), 1859, p. 118.

Hab. India.

Genus **CRYPTOBIUM**.

Mannerheim, Brachél., 1830, p. 38: Erichson, Gen. Staph., p. 561: Gravenhorst, Mon. Micr., p. 129: Lacord., Gen. Col., ii, p. 89: Jacq. Duval, Gen. Col., ii: p. 42, t. 16, f. 79: Mun. Cat., p. 615: Fauvel, Faun. Gall. Rhén. iii, p. 364: Sharp, Trans. Ent. S. Lond., 1876, p. 211; *id.*, Biol. Centr. Amer., Col., i (2), p. 506: Leconte & Horn, Class. Col., p. 98.

Glyptomerus, pt, Müller, Stettin. Ent. Zeit., 1856, p. 308.

Homaeotarsus, Hochhuth, Bull. Mosc., xxiv (i), 1851, p. 34.

Oobthephalum, Stephens, Syst. Gat. Brit. Ina., p. 287.

ceylanense, Kraatz, Wieg. Arch., xxv (i), 1859, p. 119.

Hab. Ceylon.

flum, Kraatz, *l.c.*, p. 119.

Hab. Ceylon.

fossigerum, Kraatz, *l.c.*, p. 120.

var. { *abdominale*, Motschulsky, Bull. Mosc., xxxi (2), 1858, p. 651.
pygiale, Kraatz, Wieg. Arch., xxv (i), 1859, p. 121.
rufipennis, Motschulsky, Bull. Mosc., *l.c. supra*, p. 651.
indicum, Kraatz, *l.c. supra*, p. 121.

Hab. India, Ceylon, Assam, Philippines, Java, Sumatra, Celebes.

limbatum, Kraatz, Wieg. Arch., xxv (i), 1859, p. 121.

Hab. India.

marginatum, Motschulsky, Bull. Mosc., xxxi (2), 1858, p. 652.]

Hab. India.

sanguinolentum, Motschulsky, *l.c.*, p. 650.

Hab. India.

spectabile, Kraatz, Wieg. Arch., xxv (i), 1859, p. 118.

Hab. N. India.

suturale, Motschulsky, Bull. Mosc., xxxi (2), 1858, p. 652.

Hab. India.

testaceum, Kraatz, Wieg. Arch., xxv (i), 1859, p. 120.

Hab. N. India.

Genus **CEPHALOCHETUS**.

Kraatz, Wieg. Arch., xxv (i), 1859, p. 122.

Oropholochaetus, Mun. Cat., p. 616.

elegans, Kraatz, *l. c.*, *supra* p. 123, t. 2, f. 7 a-d.
Hab. Ceylon.

indicus, Kraatz, *l. c.*, p. 124.
Hab. India, Ceylon.

Genus **PSILOTRACHELUS.**

Kraatz, Wieg. Arch., xxv (i), 1859, p. 124 : Mun. Cat., p. 617.

crassus, Kraatz, *l. c.*, p. 124.
Hab. Ceylon.

sculptipennis, Kraatz, *l. c.*, p. 125.
Hab. India.

Genus **CALLIDERMA.**

Motschulsky, Bull. Mosc., xxxi (2), 1858, p. 653 : Mun. Cat., p. 617.

brunneum, Motschulsky, *l. c.*, p. 653, t. 1, f. i.
Hab. India.

Genus **STILICUS.**

Latreille, Règne Anim., iv, 1829, p. 436 ; Enc. Méth., x, p. 494 : Erichson, Gen. Staph., p. 629 : Lacord., Gen. Col., ii, p. 96 : Jacq. Duval, Gen. Col., ii, p. 47, t. 18, f. 87 : Mun. Cat., p. 617 : Fauvel, Faun. Gall. Rhén., iii, p. 298 : Sharp, Biol. Centr. Amer., Col., i, p. 581 : Leconte & Horn, Class. Col., p. 99.
Rugius, Curtis, Stephens. Ill. Brit. Ent., v. 1832, p. 227.

ceylonensis, Kraatz, Wieg. Arch., xxv (i), 1859, p. 126 : Sharp, Trans. Ent. S. Lond., 1874.
Hab. Ceylon, Japan.

intelpennis, Kraatz, *l. c.*, p. 126.
Hab. Ceylon.

pygmaeus, Kraatz, *l. c.*, p. 126.
Hab. Ceylon.

sericeus, Motschulsky, Bull. Mosc., xxxi (2), 1858, p. 640.
Hab. India.

Genus **SCOPAEUS.**

Erichson, Gen. Staph., 1840, p. 604 : Lacord., Gen. Col., ii, p. 95 : Jacq. Duval, Gen. Col., ii, p. 46, t. 18, f. 86 : Mun. Cat., p. 618 : Fauvel, Faun. Gall. Rhén., iii, p. 307 : Sharp, Trans. Ent. S. Lond. 1876, p. 248 ; *id.*, Biol. Centr. Amer., Col., i (2), p. 540, 795 : Leconte & Horn, Class. Col., p. 99.

Leptorus, Casey, Bull. Calif. Acad. Sci., ii, 1886, p. 217, 220.

Polyodontus, Solier, Gay's Hist. Fis. Chili, iv, 1851, p. 310 : Lacord., Gen. Col., ii, p. 95.

Scopodera, Casey, Bull. Calif. Ac. Sci., ii, 1886, p. 220.

Sooponeus, Motschulsky, Bull. Mosc., xxxi (2), 1858, p. 641.

- bicuspis**, Kraatz, Wiegm. Arch., xxv (i), 1859, p. 129.
Hab. India.
- decipiens**, Kraatz, l.c., p. 131.
Hab. Ceylon.
- dilatatus**, Motschulsky, Bull. Mosc., xxxi (2), 1858, p. 642.
Hab. India.
- fulvescens** (*Scoponeus*), Motschulsky, l.c., p. 642.
Hab. India.
- fuscus** (*Scoponeus*), Motschulsky, l.c., p. 641, t. 1, f. c.
Hab. India.
- limbatus**, Kraatz, Wiegm. Arch., xxv (i), 1859, p. 130.
Hab. India, Ceylon.
- micros**, Kraatz, l.c., p. 132.
Hab. Ceylon.
- nitidulus**, Motschulsky, Bull. Mosc., xxv (2), 1858, p. 643.
Hab. India.
- pallidulus**, Kraatz, Wiegm. Arch., xxv (i), 1859, p. 131.
Hab. Ceylon.
- planiusculus**, Kraatz, l.c., p. 132.
Hab. India.
- procerus**, Kraatz, l.c., p. 127.
Hab. India.
- puberulus**, Kraatz, l.c., p. 128.
Hab. India.
- puncticeps**, Kraatz, l.c., p. 132.
Hab. India.
- rubrotesticus**, Kraatz, l.c., p. 128.
Hab. Ceylon.
- semifuscus**, Kraatz, l.c., p. 128.
Hab. Ceylon.
- subfasciatus**, Kraatz, l.c., p. 129.
Hab. India, Ceylon, Siam, Java, Philippines.
- suturalis**, Kraatz, l.c., p. 130.
Hab. India, Ceylon, Sumatra, Java, Celebes, Philippines.
- testaceus** (*Scoponeus*), Motschulsky, Bull. Mosc., xxxi (2), 1858, p. 642.
Hab. India.
- thoracicus** (*Scoponeus*), Motschulsky, l.c., p. 641.
Hab. India.
- velutinus**, Motschulsky, l.c., p. 642.
Hab. India.

Genus **SOLEROCHITON.**

Kraatz, Wieg. Arch., xxv (i), 1859, p. 133 : Mun. Cat., p. 620.

Sawrellius, Motschulsky, Etudes Ent., viii, 1859, p. 71.

indicus (*Echiastor*), Motschulsky, Bull. Mosc., xxxi (2), 1858, p. 687 ; (*Sawrellius*) *id.*,
Etud. Ent., 1859, p. 72.

ochraceus, Kraatz, Wieg. Arch., xxv (i), 1859, p. 134, t. 2, f. 8 a-c.
Hab. India.

Genus **LITHOCHARIS.**

Boisd. & Lacord., Faun. Ent. Paris, i, 1835, p. 491 ; Lacord., Gen. Col., ii, p. 94 :
Erichson, Gen. Staphyl., p. 610 : Jacq. Duval, Gen. Col., ii, p. 46, t. 17, f. 85 :
Mun. Cat., p. 620 : Fauvel, Ann. Mus. Civ. Gen., xii, 1878, p. 228 : Sharp, Trans.
Ent. S. Lond., 1876, p. 264 ; *id.*, Biol. Centr. Amer., Col., i (2), 1886, p. 519 :
Leconte & Horn, Class. Col., p. 99.

Achonomorphus, Motschulsky, Bull. Mosc., xxxi (2), 1858, p. 617.

Metaxodonta, Casey, Bull. Acad. N. S. Calif., ii, 1886, p. 29, 232.

affinis, Kraatz, Wieg. Arch., xxv (i), 1859, p. 142.

Hab. India.

breviuscula, Kraatz, *l. c.*, p. 137.

Hab. Ceylon.

cinnamoptera, Kraatz, *l. c.*, p. 141.

Hab. India.

curta, Kraatz, *l. c.*, p. 136.

Hab. Ceylon, Java.

cebilicornis, Wollaston, Cat. Col. Mader., 1857, p. 194 ; *id.*, Col. St. Helena, p. 34 :
Fauvel, Faun. Gall. Rhén., iii, p. 322, t. 4, f. 8 ; *id.*, Ann. Mus. Civ. Gen., xiii,
1878, p. 515.

egyptiaca, Motschulsky, Bull. Mosc., xxxi (2), 1858, p. 644. Egypt.

brvicornis, Allard, Ann. Soc. Ent. Fr., (3a.), v, 1857, p. 747, t. 14, f. 1, II.

rufulus, Lynch Arribalz, Bolet. Ac. Ci. Cordoba, vii, 1885, p. 259.

Hab. W. Indies, United States, France, Egypt, Algeria, Cape Verd, Madeira,
Persia, Siam, Japan, Australia, New Caledonia.

dumdiata, Motschulsky, Bull. Mosc., xxxi (2), 1858, p. 645.

spectabilis, Kraatz, Wieg. Arch., xxv (i), 1859, p. 135.

Hab. India, Ceylon, Borneo, Celebes, China.

erythroptera, Gemm. & Har., Mun. Cat., p. 621.

fuscipennis, Kraatz (*nec* Motsch.), Wieg. Arch., xxv (i), 1859, p. 238.

Hab. Ceylon, Celebes.

lavescens, Motschulsky, Bull. Mosc., xxxi (2), 1858, p. 643.

Hab. India.

fuscipennis, Motschulsky, *l. c.*, p. 643.

Hab. India.

humeralis, Motschulsky, *l. c.*, p. 644.

Hab. India.

nigerrima, Kraatz, Wieg. Arch., xxv (i), 1859, p. 141.

Hab. Ceylon.

nigriceps, Kraatz, *l. c.*, p. 139.

Hab. Ceylon.

ochracea, Gravenhorst, Col. Micr. Bruns., v., 1802, p. 59 : Boisd. & Lacord., Ent. Paris., i, p. 432 : Erichson, Gen. Staph., p. 623 : Kraatz, Naturg. Ins. Deutschl.

ii, p. 716 ; *id.*, Wieg. Arch., xxv., (i), 1859, p. 140 : Fauvel, Faun. Gall. Rhén.

iii, p. 320, t. 4, f. 7 ; *id.*, Ann. Mus. Civ. Gen., xii, p. 234 : Sharp, Biol. Centr.

Amer., Col., i, (2), p. 551.

brunniceps, Fairmaire, Rev. Zool., 1849, p. 290. Tahiti.

fastidiosa, Fairm. & Germ., Ann. Soc. Ent. Fr., (3s), i, 1861, p. 438. Chilé.

rubricollis, Gravenhorst, Mon. Col. Micr., 1808, p. 138. Europe.

Hab. India, China, Celebes, Europe, Oceania, Centr. America.

pallida, Motschulsky, Bull. Mosc., xxxi, (2), 1858, p. 644.

Hab. India.

plana, Kraatz, Weigm. Arch., xxv (i), 1859, p. 136.

Hab. India.

rufula, Kraatz, *l. c.*, p. 140.

Hab. India.

avida, Kraatz, *l. c.*, p. 138.

Hab. Ceylon.

vicina, Kraatz, *l. c.*, p. 137.

Hab. India.

vilis, Kraatz, *l. c.*, p. 139.

sororcula, Kraatz, *l. c.*, p. 140.

Hab. India.

Genus ISOCHILUS.

Sharp, Ann. Mag. N. H., (6s.) iii, 1889, p. 263.

staphylinoides (*Lithocharis*), Kraatz, Wieg. Arch., xxv (i), 1859, p. 134 : Sharp.

l. c., *supra*, p. 263.

Hab. Ceylon, Japan.

Genus THINOCHARIS.

Kraatz, Wieg. Arch., xxv (i), 1859, p. 142 : Mun, Cat., p. 628 : Sharp, Trans. Ent. S. Lond., 1876, p. 254 : Fauvel, Ann. Mus. Civ. Gen., xii, 1878, p. 226.

carinocollis, Kraatz, *l. c. supra*, p. 143.

Hab. Ceylon.

pygmaea, Kraatz, *l. c.*, p. 143, t. 2, f. 9 a-c.

Hab. Ceylon.

Genus **STILICOPSIS.**

Sachse, Stettin. Ent. Zeit., 1852, p. 144 : Mun. Cat., p. 625 : Sharp, Biol. Cent. Amer., Col., i (2), p. 606 : Leconte & Horn, Class. Col., p. 99.

Acanthoglossa, Kraatz, Wieg. Arch., xxv (i), 1859, p. 144 : Mun. Cat., p. 623 (*nec* Motsch.).

brachycera, Kraatz, Wieg. Arch., xxv (i), 1859, p. 145, t. 2, f. 10 *a-c*.
Hab. Ceylon.

hirta, Kraatz, *l. c.*, p. 144.
Hab. Ceylon.

rufa, Kraatz, *l. c.*, p. 146.
Hab. Ceylon.

testaceipennis, Kraatz, *l. c.*, p. 145.
Hab. India.

Genus **STYLIDERUS.**

(*Styliderus*) Motschulsky, Bull. Mosc., xxxi (2), 1858, p. 638 : Mun. Cat., p. 623.

vicatricosus, Motschulsky, *l. c.*, p. 639, t. 1., f. 4.
Hab. India.

Genus **NEOGNATHUS.**

Sharp, Trans. Ent. S. Lond., 1874, p. 69.

pulchellus (*Sunius*), Kraatz, Wieg. Arch., xxv (i), 1859, p. 147.
Hab. India.

Genus **SUNIUS.**

(Leach) Stephens, Ill. Brit. Ent., v, 1832, p. 276 : Erichson, Käfer Mark Brand., i, p. 523 ; *id.*, Gen. Staph. p. 637 : Lacord., Gen. Col., ii, p. 99 : Jacq. Duval, Gen. Col., ii, p. 48, t. 18, f. 88 : Mun. Cat., p. 623 : Fauvel, Faun. Gall. Rhén., iii, p. 292 : Sharp, Trans. Ent. S. Lond., 1876 p. 289 ; *id.*, Biol. Centr. Amer., Col., i (2), p. 596, 601 : Leconte, & Horn, Class. Col., p. 99.

Astenus, Boisd. & Lacord., Faun. Ent. Paris., i, 1835, p. 435 : *Genis*, Recherche, 1886, p. 14.

Macognathus, Wollaston, Ins. Mader., 1854, p. 595.

Sunides, Motschulsky, Bull. Mosc., xxi (2), 1858, p. 638.

biplagiatus, Motschulsky, Bull. Mosc., *l. c.*, p. 636.
Hab. India.

nicolon, Sharp, Trans. Ent. S. Lond., 1874, p. 72.
Hab. Ohima, Japan.

bispinus, Motschulsky, Bull. Mosc., xxi (2), 1858, p. 636.
Hab. India

concolor, Kraatz, Wieg. Arch., xxv (i), 1859, p. 149.
Hab. India, Ceylon.

lavus, Kraatz, *l. c.*, p. 149.

Hab. India.

gracilis, Kraatz, *l. c.*, p. 147.

Hab. India.

indicus, Kraatz, *l. c.*, p. 148.

Hab. India.

maculipennis, Kraatz, *l. c.*, p. 148.

Hab. Ceylon.

major, Kraatz, *l. c.*, p. 146.

Hab. Ceylon.

oculatus, Sharp, *Trans. Ent. S. Lond.*, 1874, p. 72.

Hab. China, Japan.

obliquus, Walker, *Ann. Mag. N. H.*, (3 s.) iii, 1859, p. 52.

Hab. Ceylon.

trinetatus, Kraatz, *Wieg. Arch.*, xxv (i), 1859, p. 149.

Hab. Ceylon.

Genus **PAEDERUS.**

Fabr., *pt. Syst. Ent.*, 1775, p. 268 ; *Spec. Ins.*, i, p. 339 ; *Mant. Ins.*, i, p. 223 ; *Ent. Syst.*, i (2), p. 536 ; *Syst. Eleuth.*, ii, p. 608 ; Gravenhorst, *Fam. 3, Micr. Bruna.* p. 61 ; Erichson, *Gen. Staph.*, p. 619 ; Jacq. Duval, *Gen. Col.*, 3, p. 48, t. 18, f. 99 ; Lacord., *Gen. Col.*, ii, p. 100 ; *Mun. Cat.*, p. 626 ; Fauvel, *Ann. Mus. Civ. Gen.*, xii, 1878, p. 235 ; Sharp, *Biol. Centr. Amer., Col.*, i (2), p. 609 ; *Trans. Ent. S. Lond.*, 1876, p. 289 ; Leconte & Horn, *Class. Col.*, p. 99.

Paederidus, Muls. & Rey, *Ann. Soc. Linn. Lyon*, xxiv, 1879, p. 245.

Paederomorphus, Gantiez, *Ann. Soc. Ent. Fr.*, (4s.) ii, 1862, p. 76.

altersanus, Walker, *Ann. Mag. N. H. (3s.)*, ii, 1858, p. 205.

Hab. Ceylon.

amphicollis, Kraatz, *Wieg. Arch.*, xxv (i), 1859, p. 150.

Hab. Ceylon.

shillensis, Fauvel, *Bull. Soc. Linn. Norm.*, i, 1867, p. 120 ; *Rev. d'Ent.*, v, p. 148.

cyanocephalus, Baer, *Cat.*, *Ann. Soc. Ent. Fr.*, (6s.) vi, 1880, p. 107 (*see* Erichs.).

Hab. Sumatra, Celebes, Philippines.

conicollis, Motschulsky, *Etud. Ent.*, viii 1859, p. 78.

Hab. Madara.

cyanocephalus, Erichson, *Gen. Staphyl.*, 1820, p. 602 ; Kraatz, *Wieg. Arch.*, xxv (i), 1859, p. 152.

indicus, Motschulsky, *Bull. Mosc.*, xxxi (2), 1858, p. 634.

Hab. India, Siam, Philippines.

extraneus, Wiedemann, *Zool. Mag.*, ii (i), 1823, p. 113 ; Erichson, *Gen. Staphyl.*, p. 661 ; Kraatz, *Wieg. Arch.*, xxv (i), p. 152.

Hab. Bengal.

- fulvicornis*, Erichson, Gen. Staphyl., 1840, p. 666 : Kraatz, Wieg. Arch., xxv (1), p. 150.
Hab. Java.
- fuscipes*, Curtis, Brit. Ent., iii, 1834, t. 108 : Stephens, Ill. Brit. Ent., v, p. 280 : Fauvel, Faune Gall. Rhén., iii, p. 334.
ovarius, Gautier, Ann. Soc. Ent. fr., (4s.) i, 1861, p. 393.
idea, Sharp, Trans. Ent. S. Lond., 1874, p. 78, Siam, China, Japan.
longipennis, Erichson, Käfer Mark Brand., i, 1837, p. 517 : Kraatz, Naturg. Ins., p. 728.
pergrinus, Erichson, Gen. Staph., 1840, p. 656 : Blanchard, Voy. Pole Sud., Zool., iv, p. 55, t. 4, f. 10 : Kraatz, Wieg. Arch., xxv (4), p. 161 : Fauvel, Ann. Mus. Civ. Gen., xii, p. 236.
riparius, Gravenhorst, Micr., 1802, p. 65.
Hab. S. Europe, Caucasus, Africa, Mauritius, Madagascar, Persia, Jhelam Valley, Calcutta, S. India, Ceylon, Siam, China, Japan, Anatum, Cochinchina, Sumatra, Java, Lombok, New Caledonia, Philippines [*Ind. Mus. Jhelam Valley*].
- intermedius*, Boheman, Freg. Eug. Resa, Col., 1858, p. 32.
Hab. Philippines, Manilla.
- javanus*, Lap. de Casteln., Etud. Ent., i, 1834, p. 123 : Erichson, Gen. Staphyl., 1840, p. 654 : Kraatz, Wieg. Arch., xxv (7), 1869, p. 156.
Hab. Java.
- melampus*, Erichson, Gen. Staphyl., 1840, p. 660 : Kraatz, Wieg. Arch., xxv (7), p. 158.
Hab. India.
- mixtus*, Sharp, Trans. Ent. S. Lond., 1874, p. 78.
Hab. China, Hongkong, Japan.
- galiferus* Motschulsky, Etud. Ent., viii, 1859, p. 74.
Hab. India, Tranquebar.
- puberalis*, Motschulsky, l. c., p. 74.
Hab. Pen. Madara.
- ruficornis*, Kraatz, Wieg. Arch., xxv (1), 1860, p. 151.
Hab. Ceylon.
- rugipennis*, Motschulsky, Etud. Ent., viii, 1859, p. 74.
Hab. India, Nilgiris.
- tamalus*, Erichson, Gen. Staph., 1840, p. 661 : Kraatz, Wieg. Arch., xxv (4), p. 153.
dubius, Kraatz, l. c., p. 151.
Hab. Singapur, Ceylon.
- variceps*, Kraatz, Wieg. Arch., xxv (1), 1859, p. 152.
Hab. Ceylon.

Genus PALAMINUS.

- Erichson, Gen. Staphyl., 1840, p. 681. Lacord., Gen. Col., ii, p. 104 : Mun. Cat., p. 629 : Leconte, Proc. Amer. Phil. Soc., xvii, p. 396 : Sharp, Trans. Ent. S. Lond., 1876, p. 240 ; Biol. Centr. Amer. Col., i (2), p. 631 : Fauvel Ann. Mus. Civ. Gen., xii, 1878, p. 225 : Leconte & Horn, Class. Col., p. 99.

ceylanensis, Kraatz, Wieg. Arch., xxv (i), 1859, p. 153.
Hab. Ceylon.

indicus, Kraatz, *l.c.*, p. 153.
Hab. India.

Genus OEDICHIRUS.

Erichson, Gen. Staphyl., 1840, p. 684 : Lacord., Gen. Col., ii, p. 164 : Jacq. Duval, Gen. Col., ii, p. 49, t. 19, f. 91 : Mun. Cat., p. 629 : Sharp, Trans. Ent. S. Lond., 1876, p. 338.

Elytrobacus, Sahlberg, Acta Soc. Fenn., ii, 2, 1847.

alatus, Nietner, Journ. As. Soc. Ben., xxv, 1856, p. 393 ; *id.*, Ann. Mag. N. H., (2s) xix, 1857, p. 247 : Kraatz, Wieg. Arch., xxv (i), 1859, p. 154.
Hab. Ceylon.

longipennis, Kraatz, Wieg. Arch., xxv (i), 1859, p. 154.
Hab. N. India.

ruficeps, Kraatz, *l.c.*, p. 155.
Hab. India.

Genus PROCIRRUS.

Erichson, Gen. Staph., 1840, p. 685 : Lacord., Gen. Col., ii, p. 105 : Jacq. Duval, Gen. Col., ii, p. 50, t. 19 f. 92 : Mun. Cat., p. 630.

Lefebvre, Latreille, Règne, Anim., iv, 1829, p. 486, note : Gurin, Ic. Ins., t. 9, f. 6 a-d : Erichson, Gen. Staph., p. 686 : Jacq. Duval, Gen. Staph., t. 19, f. 92.

Hab. Sicily, Java (*Fawool*).

fuscus, Sharp, Ann. Mag. N. H., iii, 1889, p. 324, note.
Hab. Bengal, Dacca.

Genus PINOPHILUS.

Grayenhorst, Col. Micr. Brunsv., 1802, p. 201 : Erichson, Gen. Staph., p. 669 : Lacord., Gen. Col., ii, p. 102 : Jacq. Duval, Gen. Col., ii, Cat., p. 73 : Mun. Cat., p. 630 : Sharp, Trans. Ent. S. Lond., 1876, p. 318 ; *id.* Biol. Centr. Amer., Col. i (2), p. 620 : Leconte & Horn, Class. Col., p. 99.

Pityophilus, Brullé, Hist. Nat. Ins. Col., iii, 1837, p. 75.

brachypterus, Kraatz, Wieg. Arch., xxv (i), 1859, p. 161.
Hab. Ceylon.

brevis, Kraatz, *l.c.*, p. 159.
Hab. Ceylon.

complanatus, Erichson, Gen. Staphyl., 1840, p. 672 : Kraatz, *l.c. supra*, p. 155.
morio, Motschulsky, Bull. Mosc., xxx (1), 1857, p. 517.
Hab. India.

depressus, Kraatz, Wieg. Arch., xxv (i), 1859, p. 157.
Hab. N. India.

- Javanus*, Erichson, *Gen. Staphyl.*, 1840, p. 672 : Kraatz, *l.c.*, *supra*, p. 156.
Hab. Java.
- leucopus*, Kraatz, *l.c.*, *supra*, p. 158.
Hab. India, Tranquebar.
- melanocephalus*, Motschulsky, *Bull. Mosc.*, xxx (4), 1857, p. 516 : Kraatz, *Wiegman Arch.*, xxv (i), 1859, p. 159.
Hab. India.
- melanomerus*, Kraatz, *l.c.*, p. 160.
Hab. India.
- pallipes*, Kraatz, *l.c.*, p. 156.
Hab. Ceylon.
- picicornis*, Kraatz, *l.c.*, p. 158.
Hab. Ceylon.
- pilicollis*, Motschulsky, *Bull. Mosc.*, xxx (4), 1857, p. 516.
Hab. India, Tranquebar.
- planus*, Kraatz, *Wiegman Arch.*, xxv (i), 1859, p. 157.
Hab. India.
- rotundicollis*, Kraatz, *l.c.*, p. 160.
Hab. Ceylon.
- ruficeps*, Kraatz, *l.c.*, p. 155.
Hab. India [*Ind. Mus.*, Sahibganj].
- rufipennis*, Sharp, *Trans. Ent. S. Lond.*, 1874, p. 78.
Hab. China, Japan.

Genus EDAPHUS.

- Leconte, *Class. Col.*, 1861, p. 67 : Leconte & Horn, *Class. Col.*, p. 98 : *Mun. Cat.*, p. 582 : Fauvel, *Rev. d' Ent.*, i, p. 138 : Horn, *Bull. Brookl. Soc.*, vii, 1885, p. 122 : Leconte & Horn, *Class. Col.*, p. 98.
- Tetratarus*, Schaufuss, *Nunq. Otios.*, ii, 1877, p. 460 : *id.*, *Psel. Siam's*, p. 24.
- eribricollis*, Schaufuss, *Hor. Ent. Ross.*, xxi, 1887, p. 109.
Hab. Sumatra.
- dilutus*, Schaufuss, *l.c.*, p. 109.
Hab. Sumatra.
- plicatulus*, (*Tetratarus*), Schaufuss, *Psel. Siam's*, 1877, p. 25.
Hab. Siam.
- sumatrensis*, Schaufuss, *Hor. Ent. Ross.*, xxi, 1887, p. 110.
Hab. Sumatra.
- STENINI**:—(*Sténides*) Lacord., *Gen. Col.*, ii, 1854, p. 106 : Jacq. Duval, *Gen. Col.*, ii, p. 50 : *Mun. Cat.*, p. 631 : Fauvel, *Ann. Mus. Civ. Gén.*, xii, p. 219 : Leconte and Horn, *Class. Col.*, 1883, p. 97.

Genus **STENÆSTETHUS**.

Sharp, Trans. Ent. S. Lond., 1874, p. 69; *id.*, *ib.*, 1876, p. 356; Biol. Centr. Amer., Col., i (2), p. 640.

sunicoides, Sharp, *l.c.*, p. 80.

Hab. China, Japan.

Genus **STENUS**.

Latreille, Précis caract. Ins., 1796, p. 77; Erichson, Gen. Staph., p. 689; Lacord., Gen. Col., ii, p. 107; Jacq. Duval, Gen. Col., ii, p. 51, t. 19, f. 94; Mun. Cat., p. 632; Leprieur, Ann. Soc. Ent. Fr., (2 s) ix, 1851, p. 191; Fauvel, Ann. Mus. Civ. Gen., xii, 1878, p. 221; Rey, Ann. Soc. Linn. Lyon, xxx, 1886, p. 183; Casey, Bull. Calif. Acad. Scien., ii, p. 261; *id.*, Rev. Stenini, N. America, 1884; Sharp, Trans. Ent. S. Lond., 1876, p. 358; *id.*, Biol. Centr. Amer., Col., i (2), p. 640; Leconte & Horn, Class. Col., p. 97.

Arens, Casey, Rev. Stenini N. America, 1884, p. 150.

Hemistenus, Motschulsky, Bull. Mosc., xxxiii (2), 1860, p. 567.

acuminatus, Kraatz, Wieg. Arch., xxv (i), 1859, p. 165.

Hab. Ceylon.

barbatus, Nietner, Jl. As. Soc. Beng., xxv, 1856, p. 481; *id.*, Ann., Mag. N. H., (2s. lxi, 1857, p. 381; Kraatz, Wieg. Arch., xxv (i), 1859, p. 163.

Hab. Ceylon.

basicornis, Kraatz, Wieg. Arch., xxv (i), 1859, p. 163.

Hab. Ceylon.

bispinus, Motschulsky, Bull. Mosc., xxx (4), 1857, p. 514; Kraatz, Wieg. Arch., *l.c. supra*, p. 164.

Hab. India.

bivulneratus, Motschulsky, *l.c. supra*, p. 514.

Hab. India.

brachypterus, Kraatz, Wieg. Arch., xxv (i), 1859, p. 164.

Hab. Ceylon.

cariniger, Motschulsky, Bull. Mosc., xxx (4), 1857, p. 514; Kraatz, Wieg. Arch., xxv (i), p. 162.

Hab. India.

cicindela, Sharp, Trans. Ent. S. Lond., 1874, p. 85.

Hab. China, Japan.

cribellatus, Motschulsky, Bull. Mosc., *l.c. supra*, p. 515; Kraatz, Wieg. Arch., xxv (i), 1859, p. 164.

Hab. India.

cylindricollis, Boheman, Freg. Eng. Res., Col., 1858, p. 84.

Hab. Malacca.

fulvescens, Motschulsky, Bull. Mosc., xxx (4), 1857, p. 515; Kraatz, Wieg. Arch., xxv (i), p. 166.

Hab. India.

lacertoides, Nietner, Journ. As. Soc. Beng., xxv, 1856, p. 532; *id.*, Ann. Mag. N. H., (2s.) xix, 1857, p. 382; Kraatz, Wieg. Arch., xxv (i), 1859, p. 165.
Hab. Ceylon.

notus, Motschulsky, Bull. Mosc., xxx (4), 1857, p. 515; Kraatz, *l. c. supra*, p. 166.
Hab. India.

pilliferus, Motschulsky, *l. c.*, p. 514; Kraatz, *l. c. supra*, p. 163.
Hab. India.

pulcher, Motschulsky, Etud. Ent., viii, 1859, p. 71.
Hab. Ceylon.

rugicollis, Kraatz, Wieg. Arch., xxv (i), 1859, p. 162.
Hab. India.

tenulipes, Sharp, Trans. Ent. S. Lond., 1874, p. 80.
Hab. Kiukiang on Yangtse, Japan.

tricarinatus, Kraatz, *l. c. supra*, p. 164.
Hab. India.

velocipes, Fauvel, Rev. d'Ent., v, 1886, p. 146; Ann. Soc. Ent. Fr., (6s.) vi, 1888, p. 179.
Hab. Philippines.

vills, Kraatz, Wieg. Arch., xxv (i), 1859, p. 162.
Hab. India.

Genus **MEGALOPS.**

Erichson, Gen. Staph., 1840, p. 751; Lacord., Gen. Col., ii, p. 111; Mun. Cat., p. 641; Sharp, Trans. Ent. S. Lond., 1876, p. 378; *id.*, Biol. Centr. Amer., Col. i, (2), p. 667, 668.

acutangulus, Waterhouse, Ann. Mag. N. H., (5s.) xii, 1883, p. 336.
Hab. Java.

OXYTELINI:—(*Oxytelides*) Lacord., Gen. Col., ii, 1854, p. 109; Jacq. Duval, Gen. Col., ii, p. 54; Mun. Cat., p. 641; Fauvel, Ann. Mus. Civ. Gen., xii, p. 209; Leconte & Horn, Class. Col., 1883, p. 101.

Genus **OSORIUS.**

Latreille, Fam. Nat., 1825, p. 245; *id.*, Régie Anim., iv, 1829, p. 438; Erichson, Gen. Staph., p. 753; Lacord., Gen. Col., ii, p. 112; Mun. Cat., p. 642; Fauvel, Ann. Mus. Civ. Gen., xii, 1878, p. 209; Leconte, Trans. Amer. Ent. S., vi, p. 215; Sharp, Trans. Ent. S. Lond., 1876, p. 381; *id.*, Biol. Centr. Amer., Col. i (2), p. 677.

Molosoma, Say, Trans. Amer. Phil. Soc., n. s., iv, 1834, p. 462.

compactus, Walker, Ann. Mag. N. H., (3s.) iii, 1859, p. 62.
Hab. Ceylon.

cordicollis, Fauvel, Notes Leyden Mus., iv, 1882, p. 58, note.
Hab. Sumatra.

famator, Fauvel, Rev. d'Ent., viii, 1839, p. 246.

Hab. Sumatra, New Caledonia.

punctulatus, Motschulsky, Bull. Mosc., xxx (4), 1857, p. 508 : Kraatz, Wieg. Arch., xxv (i), p. 168.

Hab. India.

rufipennis, Motschulsky, *l. c.*, p. 508 : Kraatz, Wieg. Arch., xxv (i), p. 168.

Hab. India.

rufipes, Motschulsky, *l. c.*, p. 508 : Kraatz, Wieg. Arch., xxv (i), p. 168.

Hab. India.

rugiceps, Kraatz, Wieg. Arch., xxv (i), 1859, p. 166.

Hab. India.

rugicollis, Kraatz, *l. c.*, p. 167.

Hab. Ceylon.

rugifrons, Erichson, Gen. Staphyl., 1840, p. 756 : Kraatz, *l. c. supra*, p. 166.

Hab. Java.

Genus **HOLOTROCHUS**.

Erichson, Gen. Staphyl., 1840, p. 757 : Lacord., Gen. Col., ii, p. 113 : Mun. Cat., p. 643 : Leconte, Trans. Amer. Ent. S., vi, p. 216 : Sharp, Trans. Ent. S. Lond., 1876, p. 387 ; *id.*, Biol. Centr. Amer., Col., i, (2), p. 682.

minusculus, Fauvel, Ann. Mus. Civ. Gen., xv, 1879-80, p. 79.

Hab. Borneo, Java, Mysol.

Genus **BLEDIUS**.

Mannerheim, Brachél., 1830, p. 44 : Stephens, Ill. Brit. Ent., v, p. 307 : Erichson, Gen. Staph., p. 760 : Lacord., Gen. Col., ii, p. 114 : Jacq. Duval, Gen. Col., i, p. 54, t. 20, f. 100 : Mun. Cat., p. 643 : Leconte, Trans. Amer. Ent. S., vi, p. 217 : Sharp, Trans. Ent. S. Lond., 1876, p. 393 ; *id.*, Biol. Centr. Amer., Col., i (2), p. 685 : Leconte & Horn, Class. Col., p. 103.

Astycope, Thomson, Skand. Col., i, p. 43 ; iii, p. 121, 1859 : Schiödte, *l. c. infra*, p. 149.

Bargus, Schiödte, Nat. Tidskr., (3s.) iv, 1866, p. 148, 316.

Hesperophilus, Stephens, Ill. Brit. Ent., v, 1832, p. 309 : Schiödte, *l. c.*, p. 150.

Tadunus, Schiödte, *l. c. supra*, p. 147, 317.

Teropaligus, pt, Solier, Gay's Hist. Fis. Chili, iv, 1851, p. 330 ; Lacord., Gen. Col., ii, p. 154.

vispinus, Kraatz, Wieg. Arch., xxv (i), 1859, p. 169.

Hab. India.

brunnipennis, Fabr., Syst. Eleuth., ii, 1801, p. 596 : Erichson, Gen. Staph., p. 779 : Kraatz, *l. c. supra*, p. 168, note.

puncticollis (*Osorius*), Kraatz, Wieg. Arch., xxv (i), 1859, p. 168.

Hab. India.

- affuttipennis**, Motschulsky, Bull. Mosc., xxx (4), 1857, p. 507 : Kraatz, Wieg. Arch., xxv (i), 1859, p. 170.
Hab. India.
- gracilicornis**, Kraatz, Wieg. Arch., xxv (i), 1859, p. 169.
Hab. Ceylon.
- hoplites**, Fauvel, Rev. d'Ent., v, 1886, p. 146 ; Ann. Soc. Ent. Fr., (6a.)vi, 1886, p. 178.
? *tricornis*, Redtenbacher, Reise Novara, Col., 1868, p. 31.
Hab. Siam, Annam, Philippines, ? Shanghai.
- lucidus**, Sharp, Trans. Ent. S. Lond., 1874, p. 90.
Hab. China, Japan.
- minusculus**, Motschulsky, Bull. Mosc., xxxiv (i), 1861, p. 144.
Hab. Ceylon.
- palohellus**, Kraatz, Wieg. Arch., xxv (i), 1859, p. 169.
Hab. Ceylon.
- tuberculatus**, Fabr., Ent Syst., Suppl., 1798, p. 181 ; Syst. Eleuth., ii, p. 601? :
Kraatz, *l. c. supra*, p. 168.
Hab. India, Ceylon.

Genus **PLATYSTETHUS**.

- Mannerheim, Brachél., 1830, p. 46 : Lacord., Gen. Col., ii, p. 116 : Jacq. Duval., Gen. Col., ii, p. 55, t. 21, f. 101 : Mun. Cat., p. 647 : Sharp, Biol. Centr. Amer., Col., i (2), p. 686.
Platystethus, Erichson, Gen. Staph., 1840, p. 781.
Pycnocraerus, Thomson, Skand. Col., i, 1859, p. 43 ; iii, p. 125.
- crassicornis**, Motschulsky, Bull. Mosc., xxx (4), 1857, p. 506.
Hab. India.
- spectabilis**, Kraatz, Wieg. Arch., xxv (i), 1859, p. 170.
Hab. India, Annam, Philippines.
- testaceus**, Motschulsky, Bull. Mosc., xxx (4), 1857, p. 506.
Hab. India.

Genus **OXYTELUS**.

- Gravenhorst, Col. Micr. Brunsv., 1802, p. 101 : Mannerh., Brachél., p. 47 : Erichson, Gen. Staph., p. 785 : Jacq. Duval., Gen. Col., ii, p. 55, t. 21, f. 102, 103 : Lacord., Gen. Col., ii, p. 116 : Mun. Cat., p. 648 : Fauvel, Ann. Mus. Civ. Gen., xii, 1878, p. 214 : Leconte, Trans. Amer. Ent. S., vi, 1877, p. 234 : Sharp, Biol. Centr. Amer., Col., i (2), p. 687 : Leconte & Horn, Class. Col., p. 103.
Anotylus, Thomson, Skand. Col., i, 1859, p. 44 ; iii, p. 130.
Caccoporius, Thomson, *l. c.*, i, p. 43 ; iii, p. 127.
Epomotylus, Thomson, *l. c.*, i, p. 43 ; iii, p. 128.
Styloays, Gozis, Recherche, 1886, p. 15.
Tanyocraerus, Thomson, *l. c. supra*, i, p. 43 ; iii, p. 129.

- bengalensis**, Erichson, Gen. Staph., 1840, p. 789 : Kraatz, Wieg. Arch., xxv, (3) 1859, p. 171.
Hab. Bengal.
- bicolor**, Walker, Ann. Mag. N. H., (3 s.) iii, 1859, p. 52.
Hab. Ceylon.
- celebensis**, Fauvel, Rev. d'Ent., vi, 1886, p. 145 ; *id.*, Ann. Soc. Ent. Fr., (6 s.) vi, 1886, p. 178.
Hab. India, Sumatra, Java, Celebes, Philippines.
- exasperatus**, Kraatz, Wieg. Arch., xxv (i), 1859, p. 175.
Hab. Ceylon.
- ferrugineus**, Kraatz, *l.c.* p. 173.
Hab. Ceylon, India.
- flavipennis**, Kraatz, *l.c.*, p. 172.
? = *incisus*, Motschulsky *q. v.*
Hab. Ceylon.
- incisus**, Motschulsky, Bull. Mosc., xxx (4), 1857, p. 504
Hab. India.
- laticusculus**, Kraatz, Wieg. Arch., xxv (i), 1859, p. 176.
Hab. Ceylon.
- lividus**, Motschulsky, Bull. Mosc., xxx (4), 1857, p. 503 : Kraatz, Wieg. Arch., xxv, (j), 1859, p. 171.
Hab. India.
- micans**, Kraatz, *l.c.*, p. 175.
Hab. Ceylon.
- nigriceps**, Kraatz, *l.c.*, p. 171.
Hab. India.
- nitidulus**, Gravenhorst, Micr. Brunsv., 1802, p. 107 : Kraatz, Naturg. Ins. Deutschl., ii, p. 860.
angustatus, Stephens, Ill. Brit. Ent., v, 1832, p. 320. Britain.
picus, Schrank, Enum. Ins. Austr., 1781, p. 236. Austria.
" var., Paykull, Faun. Suec., iii, 1800, p. 384. Sweden.
ruficrus; Stephens, *l.c. supra*, p. 320. Britain.
rugulosus, Say, Trans. Amer. Phil., iv, 1834, p. 460. N. America.
Hab. N. America, Europe, India [*Ind. Mus.*, Leh].
- parasitus**, Motschulsky, Etud. Ent., viii, 1859, p. 69.
Hab. Ceylon.
- productus**, Walker, Ann. Mag. N. H., (3s.) ii, 1858, p. 205.
Hab. Ceylon.
- pulcher**, Kraatz, Wieg. Arch., xxv (i), 1859, p. 173.
Hab. India.
- puncticeps**, Kraatz, *l.c.*, p. 176.
Hab. Ceylon.

- pygmaeus*, Kraatz, *l.c.*, p. 176.
pusillimus, Kraatz, *l.c.*, p. 177.
 Hab. Ceylon, India.
- rudis*, Walker, Ann. Mag. N. H., (3s.) ii, 1858, p. 205.
 Hab. Ceylon.
- rufus*, Kraatz, Wieg. Arch., xxv (i), 1859, p. 174.
 Hab. Ceylon.
- simplex*, Motschulsky, Etud. Ent., viii, 1859, p. 70.
 Hab. Ceylon.
- sparsus*, Fauvel, Ann. Mus. Civ. Gen., x, 1877, p. 203; *ib.*, xiii, 1878, p. 493.
 Hab. Java, Sumatra, New Caledonia, Australia, New Zealand.
- tenuis*, Motschulsky, Etud. Ent., viii, 1859, p. 70.
 Hab. India.
- theracteus*, Motschulsky, Bull. Mosc., xxx (4), 1857, p. 504; Kraatz, Wieg. Arch.,
 xxv (i), p. 175.
 Hab. India.
- varipennis*, Kraatz, Wieg. Arch., xxv (i), 1859, p. 172.
 Hab. Ceylon.

Genus **THINODROMUS.**

- Kraatz, Naturg. Ins. Deutschl., ii, 1857, p. 866: Mun. Cat., p. 651.
Trogophloeus, i, Erichson, Col. Mark Brand., i, p. 599.
- innatus* (*Trogophloeus*), Motschulsky, Bull. Mosc., xxx (4), 1857, p. 504.
 Hab. India.

Genus **XEROPHYGUS.**

- Kraatz, Wieg. Arch., xxv (i), 1859, p. 178: Mun. Cat., p. 651.
- flavipes*, Motschulsky, Bull. Mosc., xxxiv (i), 1861, p. 143.
 Hab. Ceylon.
- pallipes*, (*Trogophloeus*), Motschulsky, *l.c.* (4), 1857, p. 505; Kraatz, Wieg. Arch.,
 xxv (i), 1859, p. 178, t. 3, f. 1 a-b.
 Hab. India.

Genus **TROGOPHLOEUS.**

- Mannerheim, Brachél., 1830, p. 49; Erichson, Gen. Staph., p. 801; Lacord., Gen.
 Col., ii, p. 118; Kraatz, Naturg. Ins. Deutschl., ii, p. 868; Jacq. Duval, Gen. Col.,
 ii, p. 56, t. 21, f. 194; Mun. Cat., p. 652; Leconte, Trans. Amer. Ent. S., vi,
 p. 247; Sharp, Trans. Ent. S. Lond., 1876, p. 397; Biol. Centr. Amer. Col., i
 (2), p. 697; Leconte & Horn, Class. Col., p. 103.
- Anisammus*, Gozis, Recherche, 1886, p. 14.
- Curpalinus*, Stephens, Ill. Brit. Ent., v, 1832, p. 824.
- Taenosoma*, Mannerheim, Brachél., 1830, p. 60.
- Tetropalpus*, pt, Solier, Gay's Hist. Fis. Chili, iv, 1851, p. 330; Lacord.,
 Gen. Col. ii, p. 154.

- exiguus*, Erichson, Käfer, Mark Brand., i, 1837, p. 604; Kraatz, Naturg. Ins., p. 877; Fauvel, Faun. Gall. Rhén., iii, p. 157.
impressus, Boisd. & Lacordaire, Faun. Paris, i, 1835, p. 467.
 Hab. Europe, Caucasus, Japan, Sumatra, Java, New Caledonia, Australia, Zanzibar, W. Africa.
- foveicollis*, Kraatz, Weigm. Arch., xxv (i), 1859, p. 180.
 Hab. India.
- indicus*, Kraatz, *l.c.*, p. 179.
 Hab. India, Ceylon, Annam, Java, Celebes, New Caledonia, Philippines.
- minimus*, Kraatz, *l.c.*, p. 180.
 Hab. Ceylon.
- scabrosus*, Kraatz, *l.c.*, p. 179.
 Hab. India.
- stansensis*, Fauvel, Rev. d'Ent., v, 186, p. 144; *id.*, Ann. Soc. Ent. Fr., (6a.) v—1886, p. 178.
 Hab. Siam, Sumatra, Java, Philippines.
- simplex*, Motschulsky, Bull. Mosc., xxx (4), 1857, p. 505; Kraatz, Wieg. Arch., xxv, (i) 1859, p. 180; Fauvel, Ann. Mus. Civ. Gen., xiii, p. 190.
 Hab. India, Ceylon, Annam, Java, Celebes, Philippines, Australia.
- taprobanae*, Walker, Ann. Mag. N. H., (3s.) iii, 1859, p. 52.
 Hab. Ceylon.
- HOMALINI**—(*Omalidae*) Lacord., Gen. Col. ii, 1854, p. 132; Jacq. Duval, Gen. Col., ii, p. 66; Mun. Cat., p. 657; Leconte & Horn, Class. Col., p. 106.

Genus **ARPEDIUM**

- Erichson, Käfer, Mark Brand., i, 1837, p. 618; *id.*, Gen. Staph., p. 858; Lacord., Gen. Col., ii, p. 139; Jacq. Duval, Gen. Col., ii, p. 72, t. 72, f. 125; Mun. Cat., p. 662; Leconte & Horn, Class. Col., p. 104.
- ballens*, Motschulsky, Bull. Mosc., xxx (4), 1857, p. 498; Kraatz, Wieg. Arch., xxv (i), p. 182.
 Hab. Bombay.

Genus **EUPIESTUS**

- Kraatz, Wieg. Arch., xxv (i), 1859, p. 182; Mun. Cat., p. 662.
- soupticoollis*, Kraatz, *l.c. supra*, p. 182, t. 3, f. 4 a-b.
 Hab. Ceylon.

Genus **HOMALIUM**

- Gravenhorst (*Omalium*), Micr. Brunsv., 1802, p. 111; Erichson, Käfer Mark Brand., i, p. 628; *id.*, Gen. Staph., p. 874; Mun. Cat., p. 665; Fauvel, Faun. Gall. Rhénan., iii, p. 57; Sharp, Trans. Ent. S. Lond., 1876, p. 402; *id.*, Biol. Centr. Amer., Col., i (2), p. 744; Leconte & Horn, Class. Col., p. 104.

- Acrolocha*, Thomson, Skand. Col., i, 1859, p. 30 ; iii, p. 201.
Aorulia, Thomson, *l.c.*, i, p. 50 ; iii, p. 199.
Blethothassa, Thomson, *l.c.*, i, p. 51 ; iii, p. 206.
Hapalarasa, Thomson, *l.c.*, i, p. 50 ; iii, p. 200.
Hypopycna, Muls. & Rey, Ann. Sec. Linn. Lyon, xxvii, 1860, p. 374.
Omalius, Gravenhorst, *l.c. supra* : Lacord., Gen. Col., ii, p. 143 : Sharp, *l.c. supra* ; Jacq. Duval, Gen. Col., ii, p. 76, t. 26, f. 129.
Phloeonomus, Heer, Col. Helv., i, 1842, p. 174.
Phloeostiba, Thomson, *l.c. supra*, i, p. 51 ; iii, p. 206.
Phyllodrepa, Thomson, *l.c.*, i, p. 52 ; iii, p. 214.
Xylodromus, Heer, Col. Helv., i, 1842, p. 184.
- angulatum** (*Phloeonomus*), Motschulsky, Bull. Mosc., xxxiv (i), 1861, p. 142.
 Hab. Ceylon.
- alliforme**, Walker, Ann. Mag. N. H., (3 s.), ii, 1858, p. 205.
 Hab. Ceylon.
- obscurum**, Kraatz, Wieg. Arch., xxv (i), 1859, p. 181.
 Hab. Ceylon.
- quadrifossulatum**, Motschulsky, Etud. Ent., 1859, p. 68.
 Hab. Ceylon.
- singulare**, Kraatz, Wieg. Arch., xxv (i), 1859, p. 181.
 Hab. Ceylon, Sumatra, Celebes, New Caledonia.
- PIESTINI** :—(*Piestides*) Lacord., Gen. Col., ii, 1854, p. 124 : Mun. Cat., p. 674 : Fauvel, Faun. Gall. Rhén., iii, p. 14 ; Ann. Mus. Civ. Gen., xii, p. 184 : Leconte & Horn, Class. Col., p. 105.

Genus **ELEUSIS.**

- Lap. de Casteln., Etud. Ent., i, 1834, p. 131 : Lacord., Gen. Col., ii, p. 127 : Mun. Cat., p. 675 : Fauvel, Ann. Mus. Civ. Gen., xii, p. 206 ; *id.*, Notic. Ent., vii, p. 17 ; Sharp, Trans. Ent. S. Lond., 1876, p. 410 ; *id.*, Biol. Centr. Amer., Col., i (2), p. 728 : Leconte & Horn, Class. Col., p. 106.
Chesolium, Lap. de Casteln., Etud. Ent., 1835, p. 132.
Isomalus, pt, Erichson, Gen. Staph., 1840, p. 838 : Fauvel, Bull. Soc. Linn. Norm., ix, 1864, p. 35 ; *id.*, Notic. Ent., ii, p. 31.
- fuscoceps** (*Isomalus*), Kraatz, Wieg. Arch., xxv (i), 1859, p. 184.
 Hab. Ceylon.
- indica** (*Isomalus*), Kraatz, *l.c.*, p. 183 : Waterhouse, Trans. Ent. S. Lond., 1876, p. 14.
tenuis (*Prognathia*), Walker, Ann. Mag. N. H., (3s.) iii, 1859, p. 52.
 Hab. India.
- Kraatzii**, Fauvel, Ann. Mus. Civ. Gen., xii, 1878, p. 207.
apicipennis (*Isomalus*), Kraatz, Wieg. Arch., xxv (i), 1859, p. 183 (*nee* Fairm.)
 Hab. Ceylon.

Genus **HOLOSUS.**

Motschulsky, Bull. Mosc., xxx (4), 1857, p. 496 : Mun. Cat., p. 676 : Kraatz, Wieg-
Arch., xxv (i), p. 184 : Fauvel, Ann. Mus. Civ. Gen., xii, 1878, p. 198.

conuriformis, Motschulsky, Bull. Mosc., xxx (4), 1857, p. 499 : Kraatz, *l.c. supra*,
p. 185.

Hab. India.

fossulatus (*Holotrochus* ?), Motschulsky, *l.c.*, p. 495 : Kraatz, *l.c.*, p. 185.

Hab. India.

foveolatus (*Holotrochus* ?), Motschulsky, *l.c.*, p. 496 : Kraatz, *l.c.*

Hab. India.

mycetoporiformis, Motschulsky, *l.c.* p. 500 : Kraatz, *l.c.*

Hab. India.

olisthaeriformis, Motschulsky, *l.c.*, p. 500 : Kraatz, *l.c.*

Hab. India.

tachiniformis, Motschulsky, *l.c.*, p. 498 : Kraatz, *l.c.*, p. 185, t. 3, f. 5 a. b.

Hab. India.

tachyporiformis, Motschulsky, *l.c.* p. 498 : Kraatz, *l.c.*

Hab. India.

Genus **THORACOPHORUS.**

Motschulsky, Bull. Mosc., xiii, 1840, p. 197 : Etud. Ent., 1859, p. 66 : Fauvel, Ann.
Mus. Civ. Gen., xii, 1878, p. 195 : Sharp, Trans. Ent. S. Lond., 1876, p. 418 ;
id., Biol. Centr. Amer., Col., i (2), p. 725 : Fauvel, Rev. d'Ent., viii, 1889,
p. 244.

Glyptoma, pt, Erichson, Gen. Staph., 1840, p. 908 : Lacord., Gen. Col., ii,
p. 148 : Motsch., Etud. Ent., 1859, p. 67 : Sharp, Biol. Centr. Amer., Col.,
i (2), p. 723.

Thoracophorus, Motschulsky, Bull. Mosc., x (5), 1837, p. 98 : t. 7, f. a :
Mun. Cat. p. 677.

duplicatus, Fauvel, Ann. Mus. Civ. Gen., xii, 1878, p. 197.

Hab. Burma, Borneo, Aru Islands.

submitidus, Motschulsky, Etud. Ent., 1859, p. 66.

Hab. India.

Genus **LISPINUS.**

Erichson, Gen. Staphyl., 1830, p. 1828, t. 5, f. 8-a : Lacord., Gen. Col., ii, p. 126 :
Mun. Cat., p. 677 : Fauvel, Bull. Soc. Norm., ix, 1865, p. 44 : *id.*, Not. Ent.,
ii, 1864, p. 40 : Ann. Mus. Civ. Gen., xii, 1878, p. 200 : Sharp, Trans. Ent. S.
Lond., 1876, p. 411 ; Biol. Centr. Amer. Col., i (2), p. 718 : Leconte & Horn, Class.
Col., p. 106.

brevicornis, Kraatz, Wieg. Arch., xxv (i), 1859, p. 187.

Hab. India.

coarcticollis, Kraatz, *l.c.*, p. 186, t. 3, f. 6.

Hab. India.

curticollis, Fauvel, *Ann. Mus. Civ. Gen.*, xii, 1878, p. 204.

Hab. Java, Island Ke.

fulvus, Motschulsky, *Bull. Mosc.*, xxx (4), 1857, p. 495.

Hab. Calcutta.

impressicollis, Motschulsky, *l.c.* p. 495 : Kraatz, *Wieg. Arch.*, xxv (i), 1859, p. 186.

Hab. India.

laevigatus, Kraatz, *Wieg. Arch.*, xxv, (i), 1859, p. 188.

Hab. Ceylon.

laevipennis, Kraatz, *l.c.*, p. 185.

Hab. Ceylon.

lineipennis, Fauvel, *Ann. Mus. Civ. Gen.*, xii, 1878, p. 202.

Hab. Java, New Guinea.

sculptus, Kraatz, *l.c. supra*, p. 188 : Fauvel, *Ann. Mus. Civ. Gen.*, xii, 1878, p. 196.

Hab. Ceylon.

strigiventris, Kraatz, *l.c. supra*, p. 186.

Hab. India.

subopacus, Kraatz, *l.c.*, p. 187 : Fauvel, *Ann. Mus. Civ. Gen.*, xii, 1878, p. 203.

Hab. Ceylon, Aru Islands, Sumatra, New Guinea.

tenuicornis, Kraatz, *l.c.*, p. 187.

Hab. Ceylon.

testaceus, Kraatz, *l.c.*, p. 188.

Hab. Ceylon.

THE UNIVERSITY OF CHICAGO
CHICAGO, ILLINOIS

1950

1951

1952

1953

1954

1955

1956

1957

1958

1959

GENERAL INDEX

TO

The Oriental Coleoptera catalogued in the Supplement for 1890.

A

- ABACETUS**, 46.
abbreviatus, 195.
abdominale, 169, 246.
abdominalis, 189, 228.
Abemus, 234:
aberrans, 141.
abropoides, 57.
Abropus, 56.
abruptus, 190.
Acacus, 97.
Acamaldea, 199.
Acamæonotus, 188.
Acanthogenius, 85.
ACANTHOGLOSSA, 215.
Acanthoglossa, 251.
acaroides, 36.
Acatodes, 141.
Acephorus, 22.
ACHENIUM, 245.
Achenomorphus, 249.
Achillei, 195.
Aciculatus, 149.
Acoptolabrus, 10.
Acrodon, 50.
acrogonus, 89.
acrolencus, 236.
Acrolocha, 263.
Acrostida, 217.
Acrotona, 218.
acroxanthus, 98.
Acrulia, 263.
Actedium, 34.
ACTENONCUS, 92.
Actephilus, 111.
ACTOBIUS, 240.
acuminata, 222.
acuminatus, 136, 164, 208,
 236, 256.
Acupalpus, 113.
acutangulus, 89, 257.
acuticollis, 16, 219.
acutidens, 20, 160.
acutipalpis, 27.
acutispina, 167.
acutus, 137.
ACYLOPHORUS, 230.
adelioides, 60.
Adelobium, 245.
Adelosia, 44.
ADELOTOPUS, 119.
admirandus, 206.
Adranini, 190.
adustipennis, 217.
advena, 24.
advolans, 112, 183.
aegyptiaca, 249.
Aegyptiacus, 149.
Aello, 44.
aeneiceps, 167.
aeneipennis, 30, 57, 65,
 75, 78, 236.
aeneipes, 66.
aeneocupreus, 45, 53.
aeneomicans, 76.
aeneotinctus, 55.
aenescens, 57, 117.
aenescens, 219.
aeneum, var. 14.
aeneus, 30, 78, 236.
aeneus, 48, 79, 109, 153,
 167.
aenigma, 46.
Aepheidsius, 59.
AEPSERA, 50.
aequatus 78.
aeratus, ? 40.
aeratus, 30.
aereus, 113.
aeruginosus, 101.
affinis, 85, 161, 216, 249.
affinis, var. 93.
affinissima, 199.
africanus, 149.
Agabini, 141.
agaboides, 144.
AGABUS, 141.
Agabus, 142.
Agaricochara, 223.
AGASTUS, 67.
AGATHELOR, 187.
agilis, 98, 183.
Aglypha, 218.
agnatus, 92.
agona, 24.
Agonocheila, 72.
Agonocyrtus, 54.
Agonodemus, 44.
Agonothorax, 54.
Agonum, 54.
Alaobia, 218.
alatus, 183, 254.
albicornis, 36.
albicornis, 38.
albivittis, 76.
Albrechtii, 12.
Albrechtii, 13.
Aleoeh, 210.
ALEOCHARA, 213.
Aleocharides, 210.
ALEOCHARINI, 210.
Aleptocerus, 97.
aliricus, 238.
ALLOCOTA, 71.
Aloconota, 218.
Allogocarabus, 10.
Alpaeus, 16.
alter, 206.
alternans, 89, 252.
alticola, 116.
alutacea, 29.
alutacea, 177.

- alveolatus, 18.
 amabilis, 41, 56, 65, 98,
 212, 236.
 AMARA, 50.
Amarocelia, 50.
 amaroides, 55.
Amathitis, 50.
 Amauronyx, 208.
 ambigena, 50.
ambiguus, var. 93.
Amblychus, 52.
Amblygenius, 97.
 AMBLYSTOMUS, 117.
Amblystus, 111.
Amerius, 34.
 Amica, 199.
Amidobia, 218.
Amisammus, 261.
Amischa, 218.
 amitta, 199.
 amoena, 116.
 amoenus, 57, 92, 206.
amoenus, 79.
Amphasia, 118.
 AMPHIOPS, 168.
 AMPHIZOA, 131.
Amphizoides, 131.
Amphizoidæ, 131.
 AMPHIZOINI, 131.
 amplians, 36.
 amplicollis, 46, 252.
 amplipennis, 98, 116.
 ampliventris, 204.
Anacaena, 166.
 anachoreta, 241.
analis, 231.
 ANATRICHIS, 107.
 ANAULACUS, 59.
 anceps, 24, 36.
Anchialus, 167.
 ANCHISTA, 83.
Anchodemus, 54.
Ancholeus, 49.
Anchomenus, 54, 55.
Anchus, 55.
 ANCUS, 26.
 andamanensis, 40, 78.
 andamanicus, 143, 154.
 Andersonii, 27.
 Andreea, 161.
 angularis, 24, 75, 133.
 angulatum, 28, 263.
 angulatus, 78, 89, 154.
angulatus, 73 242.
 angulicollis, 16, 73.
 angulipes, 195.
 angustata, 211.
angustatus, 54, 227, 239,
 260.
 angusticeps, 179, 191.
 angusticollis, 89, 195.
angusticollis, 189.
 angustus, 33, 89, 116, 160.
Anisodactylides, 110.
 ANISODACTYLUS, 118.
Anisomera, 141.
Anisotarsus, 118.
 annamita, 138.
 annuliventris, 212, 319.
 annulus, 92.
 Anodocheilus, 138.
 Anodon, 19.
anodus, 235.
 anomalus, 46, 97.
Anomoderus, 18.
Anomocus, 83.
Anomognathus, 218.
Anomophaenus, 18.
anonymus, 233.
Anopleta, 218.
 ANOPOLOGENIUS, 115.
Anotylus, 259.
 antennatus, 243.
antennatus, 237.
 ANTHIA, 87.
 anthicoides, 193.
 anthicus, 195.
Anthicus, 199.
 anthioides, 86.
Anthracus, 114.
 antiquus, 46.
Antocarabus, 10.
 APATETICA, 174.
 aper, 140.
 APHANOCEPHALUS, 177.
 APHARINA, 204.
 APHILIA, 207.
 apicalis, 57, 62, 63, 98,
 114, 224.
apicalis, 77, 102.
 apicatum, 170.
apicipennis, 263.
Apimelia, 218.
Apiodera, 63.
Aploa, 94.
Aplocentrus, 118.
Aplothorax, 10.
 aplustrifer, 160.
Apotomopterus, 10.
 APOTOMUS, 96.
 appendiculata, 186, 223.
 ABRISTOMORPHUS, 76.
 ABRISTUS, 75.
Apsectra, 89.
Apteromimus, 34.
 aptinoides, 92.
Aptinus, 95.
Arachnoidius, 44.
archicarabus, 10.
 Architectus, 195.
arcticus, 233.
Arctodytes, 141.
arcuaticollis, 101.
 arcuatus, 37, 68.
 ARDISTOMIS, 27.
arenarius, 110.
Areus, 256.
 argentatus, 230.
Argutor, 44, 46.
Argutoroidius, 44.
 Aristidis, 137.
 arimatus, 191, 192.
Armiger, 188.
Armitagei, 214.
 ARNYLLIUM, 194.
 ARPEDIUM, 262.
Arrostus, 83.
Artubos, 111.
artensis, 150.
Arthmius, 195.
 ARTHROLIPS, 176.
 ARTICERUS, 190.
 articularis, 202.
 aruspex, 144.
arvernicus, 231.
Asbolus, 172.
 asemus, 234, 236.
 asiatica, 214.
asiaticus, 150.
aspericollis, 100.
 asperulus, 18.
 assamensis, 24, 92.
 assimilis, 92, 134.
assimilis, 231.
Astenus, 251.
 asteriscus, 86.
Astillus, 216.
astolicus, 231.
Astycops, 258.
Astygis, 46.
 ater, 45, 77, 92.
ater, 242.
Atherocolpus, 194.
Atheta, 218.
 atomarius, 37.

atomus, 138, 199, 208, 226.
 atramentaria, 219.
 atrata, 31, 87.
 atratus, 46.
 atratus, 92, 236.
 atriceps, 170, 218.
 atriceps, 39.
 atricolor, 137.
 atricornis, 219.
 atripennis, 94, 96.
 atripennis, 231.
 atripes, 98.
 attelaboides, 66.
 attelaboides, 87.
 attenuata, 24, 83.
 attenuatus, 167.
 Attiscurra, 174.
 Attumbra, 174.
 ATYCHODEA, 204.
 AULACOCOELIUS, 49.
 Aulacopterum, 14.
 AULONGOYRUS 153.
 aureus, 234.
 Aurifer, 183.
 auripennis, 78.
 auripennis, 235.
 aurita, 199.
 aurita, 200.
 aurita, 134.
 australasiae, var. 79.
 australis, 151.
 australis, 144.
 AUTALIA, 210.
 Azinocarabus, 10.

B

Baconii, 31, 57, 70, 89.
 Baconii, 163.
 badia, 214, 215.
 badiola, 50.
 BADISTER, 52.
 badius, 136, 245.
 badius, 236.
 Badura, 218.
 Baerii, 134, 146, 154.
 balteatus, 233.
 bamidunya, 50.
 Banksii, 145.
 barbarus, 20.
 barbatus, 256.
 Bargus, 258.
 Barymorphus, 97.
 Baryodma, 213, 239.

BARYSOMUS, 110.
 basalis, 70, 134, 143, 195, 236.
 basalis, var. 60, 79, 227.
 basicornis, 256.
 basifasciatus, 27.
 basifasciatus 28.
 batavianus, 179, 195, 206.
 batchianensis, 145.
 Batenus, 55.
 Batesii, 35.
 Bathrolium, 244.
 Batoscelis, 43.
 BATRAXIS, 201.
 Batrisodes, 195, 196, 197, 198.
 Batrisomorpha, 201.
 BATRISOSHEMA, 198.
 BATQISUS, 195.
 Batrisus, 188.
 Baudia, 52.
 Baumeisterii, 191.
 Baumeisteri, 200.
 Beauchenii, 64.
 Beccarii, 61.
 bellus, 238.
 Belonognatha, 72.
 BELONUCHUS, 241.
 Bemasus, 234.
 Bembididum, 34.
 BEMBIDION, 34.
 bengalensis, 20, 24, 57, 98, 148, 260.
 Bensonii, 86, 160.
 BERLARA, 198.
 BEROSUS, 167.
 Berus, 83.
 Bessobia, 218.
 Bessopora, 217.
 Biblopectus, 208.
 bibloporus, 208.
 bhamoensis, var. 42.
 bicincta, 72.
 bicinctus, 233.
 bicolon, 251.
 bicolor, 72, 98, 161, 241, 260.
 bicolor, 41, 95, 112, 197, 231.
 bicornis, 202.
 bicornutus, 26.
 bicuspis, 248.
 Bidessini, 138.
 BIDESSUS, 138.
 Bidessus, 141.

bifasciatum, 175.
 bifasciatus, 160, 133.
 bifasciatus, 28.
 bififormis, 198.
 bifoveolata, 213.
 bifoveolatus, 202.
 biguttata, 63.
 biguttatus, 49, 98, 117, 142, 228.
 biguttatus, var. 99.
 bigutticeps, 94.
 bihamatus, 99, 145.
 bilineatus, 165.
 bilunatus, 182.
 bimaculata, 63.
 bimaculata, 63.
 bimaculatum, 67.
 bimaculatus, 86, 92, 99, 176.
 bimaculatus, 87, 229.
 binodosus, 22, 168.
 binotata, 83.
 binotatus, 99.
 binotulatus, 102.
 biocellatus, 203.
 bioculatus, 37, 99.
 bioderus, 111.
 bipars, 57.
 bipartitus, 154.
 biplagiatus, 49, 114, 251.
 bipunctatus, 46.
 bipunctatus, 48, 146.
 bipunctulus, 195.
 birmanensis, 191.
 birmanicus, 99, 139, 183.
 birmanus, 45, 110, 192, 195.
 bisignatus, 47.
 bisignatus, 149.
 Bisnius, 236, 240.
 bispinus, 57, 71, 193, 251, 256, 258.
 bisquadrupunctatus, 19.
 bisulcatus, 140.
 bithariophorus, var. 12.
 bituberculatus, 224.
 bivestitus, 203.
 bivittis, 132.
 bivulneratus, 256.
 blaptoides, 13.
 Blaptosoma, 14.
 blattoides, 67.
 BLECHRUS, 75.
 BLEDIUS, 258.

Blemus, 40.
Blennidus, 49.
Blitophaga, 173.
Boisdualii, 82.
Boglena, 217.
Boletobius, 229.
 BOLITOBIVS, 229.
 BOLITOCARA, 212.
Bomius, 75.
Bonfilsii, 82.
 BORNEANA, 198.
 Bonvouloirii, 137.
 borneensis, 29, 116.
 borneensis, var. 68.
Bothriopterus, 44.
 BOTHYOPTERA, 82.
 Bowringii, 62, 145, 162, 177.
 Boysii, 20, 70, 84, 162.
Boysii, 13.
 BRACHICHLA, 76.
 BRACHIDA, 224.
 BRACHIDIUS, 89.
Brachinus, 96.
 brachycera, 251.
 BRACHYCTIS, 74.
Brachygluta, 199, 200.
 BRACHYGASTER, 167.
 BRACHYNUS, 94.
 BRACHYONYCHUS, 27.
Brachypalpus, 166.
Brachyptera, 210.
 brachypterus, 78, 235, 254, 256.
Brachystylus, 44, 49.
 brachyurus, 208.
 BRADYBAENUS, 110.
 BRADYCELLUS, 115.
 bradypodus, 179.
Bradytus, 50.
 bramina, 224.
 braminus, 99, 229.
 Brandtii, 142.
Brennus, 9.
 Brettinghamae, 9.
 brevicollis, 22.
 brevicornis, 203, 264.
brevicornis, 188, 200, 237, 249.
 breviar, 24, 33.
 brevipennis, 228.
brevirostris, 152.
 brevis, 195, 254.
brevis, 87.

brevitarse, 187.
 breviuscula, 249.
 breviusculus, 208.
breviusculus, 179.
broscomorplus, 20.
 BROSCOSOMA, 97.
 BROSCUS, 96.
 bruchiformis, 205.
 brunnea, 62, 64.
 brunneiventris, 214.
 brunnescens, 24, 218.
 brunneum, 247.
 brunneus, 57, 76, 82, 53, 227
brunniceps, 250.
 brunnicollis, 226.
brunnilabris, 89
 brunnipennis, 258.
brunnipennis, 181.
 brunnipes, 174.
 BRYAXIS, 198.
Bryaxis, 188, 189.
Bryaxoides, 183.
Bryobius, 44.
Bryocharus, 229.
bucephatus, 183.
 Buchananii, 57.
Buchanani, 58.
 bullatus, 168.
 Buquetii, 40.
Byraxis, 199.
 BYTHINODERES, 202.
 BYTHINOMORPHA, 202.
 BYTHINOPHANAX, 202.
Bythinus, 208.

C

Caccoporus, 259.
 CAFIUS, 240.
Calamata, 14.
 CALATHOMIMUS, 116.
 CALATHUS, 53.
 caligatus, 94.
 CALEIDA, 81.
 callichloris, 99.
callida, 81.
 CALLIDERMA, 247.
callipora, 14.
 callipygum, 35.
Callisphaena, 14.
Callisthenes, 14.
Callistoidea, 97.
Callistomimus, 107.
Callistrata, 14.
Callistriga, 14.
 CALLISTUS, 107.
Callithorax, 202.
Callitropa, 14.
Calocarabus, 10.
Calodrepa, 14.
Calodromus, 110.
Calopterus, 44.
Calopachys, 14.
 calopygaeus, 202.
 CALOSOMA, 14.
Calpusa, 222.
 calyciphora, 70.
 CAMACOPALPUS, 224.
Camacopelaphus, 224.
Camaldus, 193.
Camaragnathus, 15.
Camelula, 14.
 Camillae, 99.
Caminara, 14.
Campa, 34.
Campalita, 14.
 canaliculatus, 203.
 CANTHYDRUS, 132.
 capense, 169.
 CAPHORA, 59.
 capillaris, 183.
 capitata, 24.
 capitatus, 195.
 capito, 20.
capito, 112.
Carabosoma, 14.
 CARABUS, 10.
Carabus, 39, 68.
Caranistes, 232.
 carbonarius, 137.
carbonarius, 239.
Caroliola, 211.
 cardiophorus, 154.
Carenostylus, 49.
 CARICUS, 113.
 cariniceps, 26.
 carinicollis, 250.
 carinifrons, 47.
 cariniger, 256.
 cariniiventris, 204.
 carinulata, 201.
 carafex, 231.
 caschmirensis, 12, 164.
Caswoidea, 64.
 CASNONIA, 63.
caspium, var. 15.
 castanea, 24, 214, 223.
Castanea, 26.

- castaneipennis*, 241.
castaneipennis, 227.
castaneus, 32, 36, 137, 207, 236.
castanoptera, 188.
Castelnaudii, 68, 160.
castelnaudii, 28.
Castetsii, 154.
Castrida, 14.
CATADROMUS, 44.
catascopium, 141.
CATASCOPUS, 78.
catenata, 76.
Catopomorphus, 174.
cathaicus, 53.
Cathaicus, 10.
Cathoplus, 14.
Catoirei, 92.
CATOPSIMORPHUS, 174.
CATOPTYX, 177.
cavifer, 196.
Cechenes, 10.
Cechenochilus, 10.
CELAENEPHES, 84.
celebensis, 63, 196, 260.
celebensis, var. 79, 99.
celer, 99.
Celia, 50.
Ceneus, 44.
Centroglossa, 224.
centromaculatus, 101.
CENTROPTHALMUS, 193.
Centrophthalmus, 189.
Centrotoma, 192.
centurionis, 183.
CEPHALOCHETUS, 246.
cephalotes, 62, 112.
cephalotes, 96.
Cephennarium, 178.
CEPHENNIUM, 178.
Cephennium, 179.
CEPHENNODES, 179.
Cepholochaetus, 246.
Ceranota, 213.
CERAPTERINI, 159.
CERAPTERUS, 159.
Ceratoderus, 159, 168.
Ceratopterus, 159.
CEROYON, 169.
cereus, 29.
Cerilaza, 218.
Ceroglossus, 10, 106.
ceylanense, 246.
ceylanensis, 222, 228, 254.
ceylanensis, 240.
ceylanicum, 51.
ceylanicus, 37, 62, 183.
ceylanicus, 106.
ceylonensis, 247.
ceylonica, 212.
ceylonicus, 20, 43, 55, 88, 153, 154, 198.
ceylonicus, 78, 88.
Chetida, 218.
Chatocarabus, 10.
Chatomelus, 10.
chalceipennis, 239.
chalceola, 42.
chalceolus, 47.
chalceus, 108, 114.
chalceutus, 112.
chalcocephalus, 107.
chalcoderus, 99.
chalcothorax, 40, 99.
Charnosta, 14.
Charon, 179.
Charopterus, 75.
Chaslii, 16.
Chasoliom, 263.
Chaudoirii, 51, 63, 88.
Chaudoirii, 150.
Cheporus, 44.
Chevrolatii, 146.
chilensis, 252.
chinense, 14, 244.
chinensis, 17, 55, 70, 94, 110, 134, 140, 148.
chinensis, 21.
CHLAEMINUS, 48.
chlaenioides, 104.
Chlaenites, 97.
CHLAENIUS, 97.
Chlaenius, 108.
Chlaenioidius, 49.
chlamydophorus, 206.
chlorocephalus, 107.
Chlorodium, 34.
chlorodius, 99.
chlorophanus, 231.
chloroptera, 81.
chloroptera, 173.
chloroticus, 134.
chloroticus, 228.
Cholerus, 182.
CHOLEVA, 174.
chrSYMELINUS, 228.
Chrysocarabus, 10.
chrysopyga, 223.
Chrysostigma, 14.
CHYDAEUS, 119.
cicatricosa, 223, 241.
cicatricosus, 251.
cicindela, 256.
cicindeloides, 80.
CILEA, 225.
Cilea, 226.
ciliaris, 233.
ciliatus, 151.
cillenus, 34.
cinctella, 31.
cinctellus, 94.
cinctipennis, 37, 56, 236.
cinctulus, 236.
cinotus, 99, 228, 241.
cinctus, 233.
cinerarius, 233.
cingalensis, 78.
cinnamomea, 225.
cinnamomeus, 180.
cinnamoptera, 249.
circellaris, 220.
circulatus, 138.
circumcinctus, 115.
circumdata, 70.
circumdatus, 99.
Clanvillei, 145.
CLAMBUS, 174.
clara, 199.
Clarkii, 134.
clavata, 188.
clavicornis, 216.
claviger, 196.
Claviger, 189.
CLAVIGERINI, 190.
clavigeroides, 180.
Clementis, 193.
Clibanarius, 55.
CLIDICUS, 186.
CLIVINA, 23.
clivinoidea, 25.
Clypeaster, 175.
Clypeastres, 175.
Clypeastrides, 175.
Cnemidotus, 130, 131.
coarctatus, 107.
coarcticollis, 265.
COELAMBUS, 140.
coelestinus, 108.
coelestinus, 56, 66.
coelestis, var. 13.
coelestis, 173.
Coeloprosoopus, 80.
coelopterus, 57.
Coelostoma, 169

- Coelostomus*, 46.
 COENONICA, 213.
coeruleatus, 112.
cognatus, 135, 148, 162.
cohaerens, 183.
collaris, 119.
collutum, 35.
colombensis, 116.
 COLPODES, 56.
Colpodota, 218
Colymbetes, 142, 144, 145.
 OOLYMBETINI, 141, 144.
 COMPATOPSELAPHUS, 201.
comma, 151.
Commatocerus, 190.
Comotii, 160.
comottoii, 42.
compactus, 50, 257.
complanata, 87.
complanatus, 254.
complicati, 136.
compositus, 118.
compsolepis, 115
concinna, 42.
concinatus, 183.
concinna, 102, 237.
concolor, 145, 236, 251.
confertus, 137.
Confucius, 94.
confusus, 145, 149.
congestus, 147.
congruus, 235.
conicicollis, 204.
conicicollis, 243, 252.
conicollis, 147.
conicus, 111.
conifer, 183.
connotatus, 114.
 OONOSOMA, 228.
consanguineus, 137.
consanguineus, 142.
consimilis, 220.
consors, 116.
conspersus, 144.
conspicuus, 154.
consularis, 92.
consularis 94.
contigua, 220.
contractus, 100.
conuriformis, 264.
Conurus, 228.
convexa, 17.
convexicollis, 61, 77.
convexinsculum, 175.
convexinsculus, 153.
convexus, 40, 100, 148, 183.
 COPELATINI, 143.
 COPELATUS, 143.
Copiata, 213
Coprochara, 213.
Coproporus, 226, 227.
Coprothassa, 218.
 COPTODERA, 72.
cophosus, 44.
Coptodera, 73.
 COPTOLABRUS, 17.
 COPTOLOBUS, 19
coracinus, 37.
cordata, 200.
cordatus, 154.
cordicollis, 24, 33, 47, 53, 257.
cordiger, 207.
coriaceipennis, 12.
corpulentus, 89, 154.
corpulentus, 189.
corrosa, 116.
corruscus, 237.
corsicus, 253.
corvinus, var. 12.
 CORYLOPHIDAE, 175.
Corylophides, 175.
 CORYLOPHODES, 177.
 CORYZA, 26.
coscinini, 32.
coscinopterus, 44.
cosmoplata, 14.
 COSCINIA, 32.
costatus, 18.
costatus, 46.
costiger, 100.
costulatus, 80, 189.
 CRASPEDONOTUS, 97.
Craspedophorus, 27, 29,
crassiceps, 180.
crassicornis, 89, 205, 259.
crassicornis, 183, 188.
crassicrus, 89
crassipalpis, 189.
crassipes, 154.
crassiuscula, 65, 224.
crassus, 148, 247.
Crataraca, 217.
crates, 112.
Cratocephalus, 10.
Cratoцерides, 110.
 CREAGRIS, 85.
crebrepunctatus, 100.
crenata, 22, 42.
crenaticrus, 89.
crenatus, 54.
crenicollis, 212.
Crepophilus, 232.
 CREPIDOGASTER, 95.
Crepidostoma, 96.
cribellatus, 154, 256.
cribriceps, 43.
cribricollis, 69, 255.
croceipennis, 214.
croceus, 176.
Croesus, 192.
 GROSSOGLOSSA, 82.
crossonychus, 75.
cruciatu, 49.
crucifer, 86.
cruralis, 57.
cruentus, 231.
Cryniphilus, 166.
Cryobius, 44.
 CRYPTOCEPHALOMORPHA, 119.
 CRYPTOPLEURUM, 170.
 CRYPTOPORUS, 245.
Cryptorhinula, 199.
Cryptotrichus, 54.
Cryptozenus, 54
Cryptusa, 218.
 CRYTOBIUM, 246.
Ctenipes, 54.
 CTENISTES, 191.
Ctenistes, 189.
Ctenocarabus, 10.
Ctenosta, 14.
cucupoides, 33.
culminatus, 100.
culminatus, 102.
cupreicollis, 78.
cupreolineatus, 100.
cupreomicans, 81.
cupreus, 49.
cupricollis, 100.
cupripennis, 79.
 CURPINELLUS, 203.
Curpalinus, 261.
cursor, 69.
cursor, 220.
cursoria, 220.
curta, 249.
curtatus, 45.
curticollis, 265.
curtonotus, 50.

curtula, 42, 223.
 custos, 196.
 cyanea, 30.
 cyaneiventris, 173.
 cyanellus, 79.
 cyanelytrius, 237.
 cyaneocincta, 173
 cyaneonitens, 100.
 cyanescens, 112.
cyanescens, 30.
cyaneus, var. 79.
 cyaniceps, 100.
cyanicornis, 236.
 cyanipennis, 71, 79.
 cyanocephala, 64.
 cyanocephalus, 252.
cyanocephalus, 252.
cyanostola, 14.
 CYATHIGER, 191.
 cyathoderus, 47.
 CYBISTER, 148.
 CYBISTRINI, 148.
Cychocephalus, 14
 CYCHRUS, 9.
Cyclinus, 151.
 cyclodera, 54.
 cycloderus, 20.
Cyclomus, 49.
 CYCLONOTUM, 169.
 CYCLOSOMUS, 68.
 cylindricollis, 256.
 cylindricus, 154.
Cylindrocephalus, 243.
Cymbionotum, 32.
 cymbularia, 199.
 CYMINDIS, 83.
cymindoidea, 83.
Cypha, 225.
Cyphea, 222.
cyphosoma, 78.
 cyrtocerus, 184.
cyrtopterus, 73.
Cyrtoscelis, 172.
Cyrtoscydmus, 184, 185.
 CYRTHORAX, 231.

D

DACCA, 22.
Dacila, 218.
 DACTYLOSTERNUM, 169.
Dadolia, 218.
 daimellus, 23.
 Daimio, 55.
 DAMASTER, 13.

darjelingensis, 50.
Datonicra, 218.
dauricum, var. 15.
 Davidii, 90, 131.
 Davidis, 10, 12, 16, 71,
 131, 160.
Davidis, var. 15.
Davidis, 172.
 debilicornis, 249.
 debilis, 23.
debilis, 23.
 decempunctatus, 142.
 decipiens, 235, 248.
 declinatus, 184.
 decora, 70.
decorata, 188 214.
 decoratus, 135.
 decrescens, 167.
 degener, 47.
degener, 55.
 DeHaanii, 148.
Deinopsis, 225.
 Dejeanii, 47, 71, 146, 148,
 153.
Dejeanii, 148.
 deletus, 90.
 Delevayii, 12, 54.
 delicatulus, 237.
Demosoma, 217.
Dendroxena, 173
Dennyi, 188.
 DENDROCELLUS, 65.
dentatus, 151.
 denticollis, 30, 208.
denticollis, 30.
 denticornis, 161.
denticornis, 161
 denticulata, 214.
 denticulatus, 90, 162.
dentipennis, 152.
 dentipes, 119.
 dentiventris, 205.
 deplanatum, 187.
 depressa, 31.
depressa, 31.
 depressus, 254.
 derasus, 135.
 derogatus, 114.
 DERONECTES, 141.
 DEROVATELLUS, 134.
Derus, 49.
Desera, 65.
 Desgodinsii, 17, 154.
 designans, 18.
Diamesus, 172.
Diaphoropsophus, 97.
Dicaelindus, 46.
 dicaelus, 19.
Dicerona, 202.
Diceronerus, 15.
Dicheirus, 118.
 DICHIROTRIGHUS, 116.
Dichodytes, 141
 dichrous, 95, 142, 180
 Dicksonii, 107.
 DICRANONCUS, 56.
 DICRASPEDA, 60.
Dicrobia, 199.
 DIGTYA, 69.
Didetus, 84.
 difficilis, 112, 135.
diffinis, 101.
dilatata, 188.
 dilatatus, 69, 100, 154.
 204.
 dilatipennis, 220.
Dilobochilus, 97.
 dilutipennis, 220, 259.
 dilutipes, 47.
dilutipes, var. 31.
 dilutus, 139, 228, 248, 255.
 dimidiata, 65.
Dimetrota, 218.
 dimidiata, 211, 249.
 dimidiatum, 170.
 dimidiatus, 240.
dimidiatus, 239.
Dinaraea, 218.
 DINARDA, 215.
 DINEUTES, 151.
 dineutoides, 145.
Dinodes, 97.
 DINOPSIS, 225.
Dinothenarus, 234.
 DIOCHUS, 243.
Dionyx, 191.
 DIORYCHE, 116.
Diplocheila, 51.
 DIROPTRUS, 198.
 DIROTUS, 52.
 discedens, 140, 180.
Discerota, 218.
 DISCHISSUS, 29.
 discicollis, 93.
discicollis, 144.
 discifer, 155.
discindens, 145.
 discipennis, 43.
Discocephalus, 234.
 discoguttata, 72.

discolor, 66.
discophora, 83.
 discophorus, 69, 115.
 discopunctatus, 69.
 discus, 155.
Disochara, 217.
Disopora, 219.
dispar, 150 228.
 dispellens, 118.
 dispersus, 135.
 DISPHERICUS, 43.
 dispilus, 241.
 dissimilis, 142, 150. 177,
 230.
 distactus, 86.
 DISTICHUS, 19.
 distigma, 63, 83, 100.
distigma, 228.
 distinctus, 132, 237.
distinctus, 132.
Distrigus, 46, 48.
Ditomides, 110.
 divaricata, 24.
 divergens, 208.
 diversepilosus, 184.
 diversipalpis, 192.
 diversus, 45.
 divisus, 193.
 Dohrnii, 22, 42, 57, 71,
 196, 206.
Dohrni, 203.
 dolens, 24.
 DOLICAON, 245.
 DOLICHOCTIS, 73.
Dolichodes, 55.
 dolosus, 180.
 Doriae, 23, 33, 34, 100,
 143, 184, 201.
Doriae, 90, 179, 186.
dorsalis, 31.
 dorsalis, 37, 47, 75, 86.
 dorsigera, 82.
Dracica, 219.
 drimostoides, 109.
 DRIMOSTOMA, 51.
 DROMIUS, 75.
Dromius, 73.
Dromoceryx, 75.
Drusilla, 216.
 DRYPTA, 65.
 dubia, 220.
dubia, 214.
dubius, 253.
 ducalis, 100.

duplex, 146.
duplicata, 91.
 duplicatus, 90, 264.
duplicatus, 91.
 Duvaucelii, 100.
Dyschara, 213.
Dyschiridium, 43.
 DYSCHIRIUS, 22.
 dyschromus, 20.
Dyscolus, 56.
Dysidius, 44.
Dyticidae, 131.
 Dytisci, 136.
 DYTISCIDÆ, 127.
 Dytiscifragmentati, 132.
 DYTISCINI, 131, 144.
Dysmathes, 131.
 dytiscoides, 68.
Dytiscus, 141, 142, 144,
 146, 147, 148.

E

Earota, 219.
ebeninus, 38.
 ebeninus, 237.
 ECCOPTOGENIA, 212.
 ECCOPTOGENIUS, 52.
Echiaster, 249.
Echimuthus, 70.
 EDAPHUS, 255.
Ediquus, 231.
Egadroma, 114.
 ELACATAPHORA, 182.
Elaphropus, 36.
 ELAPHRUS, 16.
 elatus, 244.
 elegans, 79, 86, 247, 135,
 140. 207.
elegans, 28, 78, 79, 189.
 elegantula, 72.
 elegantulus, 96.
 ELEUSIS, 263.
 elevata, 70.
 elevatus, 79, 115, 140.
elevatus, 137.
Elliotia, 84.
 elliptica, 88.
 ellipticus, 111, 135.
 elongatula, 24.
 elongatus, 22, 52.
elongatus, 189, 242,
 Elysi, 13.
Elytrolæus, 254.

emarginatus, 37, 93.
Emphanes, 34.
 EMUS, 232.
Enalodroma, 219.
 ENANTIUS, 193.
Encephalus, 223.
 ENHYDRINI, 151.
Enhydrus, 167.
Enochrus, 166.
Enoplurus, 167.
 ENOPTOSTOMIS, 191.
 ensipes, 194.
Entelocarabus, 10.
Epactius, 9.
Epaphius, 40.
Epicaris, 193.
 EPICOSMUS, 27.
Epicosmus, 27, 30.
 EPIMETOPUS, 169.
Epomis, 98.
Epomotylus, 259.
 epopsimus, 184.
 ERCHOMUS, 226.
 ERETES, 147.
 ERETINI, 147.
 Erichsonii, 85. 186.
Erichsonii, 85.
Erichsonius, 240.
Eriglenus, 141.
Erineus, 187.
Erpeius, 111.
 erythrocephalum, 67.
 erythrocephalus, 233.
erythrogaster, 232.
 erythroptera, 249.
erythropterus, 231.
 erythropus, 237.
 erythrostickus, 237.
 Eschschoitzii, 71.
 estriatus, 20.
 esuriens, 166.
Etheothassa, 263.
Eucarabus, 10.
 EUCIBDELUS, 234.
 EUCONNUS, 179.
 EUDEMA, 28.
Eudema, 27.
Eudomatium, 34.
Eudromus, 34.
 EUDYNO MENA, 82.
 euides, 37.
 EULEPTUS, 53.
Eulissus, 241.
 eumicroides, 180, 186.

EUMICRUS, 182.
Eumicrus, 178, 182, 183.
Eumectes, 147.
Eupachys, 10.
Eupalamus, 23.
EUPIESTUS, 262.
Eupines, 201.
EUPLECTOMORPHUS, 207.
Euplectops, 208.
EUPLECTUS, 207.
Euplectus, 189.
EUPLYNES, 71.
euproctoides, 76.
Europaea, 31.
Europhilus, 55.
europs, 35.
Eurycarabus, 10.
Eurydactylus, 98.
eurydesa, 83.
Euryglossa, 225.
EURYPORUS, 230.
Eurytrachelus, 34.
Eurytrichus, 118.
EUSCHIZOMERUS, 30.
Eustumus 182.
eustilbus, 238.
EUSTRA, 32.
Eutelodontum, 14.
Euthysoma, 159.
evanescens, 228.
exanguis, 70.
exasperata, 220.
exasperatus, 260.
excavatus, 188.
excisa, 216.
excisus, 79, 196.
exigua, 220.
exiguus, 196, 243, 262.
exilis, 75, 202.
exilis, 240.
eximius, 140.
exornatus, 111.
expanda, 199.
exsculpta, 202.
extensa, 188.
extensicollis, 24.
extensicornis, 180.
extensionis, 184.
extenuans, 148.
externus, 206.
extraneus, 252.
extremus, 100.
extremus, 39.
extuscurvata, 199.

F

faber, 227.
Fabricii, 145.
facialis, 79.
facialis, 78, 79.
Fairmairei, 155.
FALAGRIA, 211.
fallax, 180.
falsatus, 180.
falsicolor, 54.
fasciatum, 29.
fasciatus, 40, 60, 146.
fasciatus 146, 233.
fascigera, 33.
fasciola, 73.
fasciipennis, 226.
fustidiosa, 250.
favorabilis, 180.
Fesæ, 12, 28, 59, 143, 155.
FEANUS, 53.
felspathicus, 47.
femineus, 184.
femoralis, 47, 56, 81, 90,
 117, 184, 193.
femorialis, 188.
femorata, 207.
femoratus, 90, 100.
fenestratus, 82.
Feronides, 40.
ferreus, 118.
ferrugatus, 137, 241.
ferruginea, 50.
ferrugineus, 49, 260.
ferrugineus, 215.
festivum, 179.
festivum, 111, 133, 146.
Fichtelii, 162.
fiduciarius, 12.
fiduciarius, 12.
figuloides, 21.
figuratus, 95.
filicornis, 184.
filiforme, 263.
filiformis 143, 208.
FILIGER, 204.
filum, 242, 246.
fimbriatus, 69.
fimbriatus, var. 93.
fimicola, 61.
fimicola, 61.
finitimus 37.
Fissilabres, 229.
flammulatus, 133, 139

flavescens, 135, 249.
flavicauda, 63.
flavicollis, 176, 230.
flavicornis, 174, 224, 226,
 227.
flavivulus, 37, 139.
flavidulus, 180.
flaviguttatus, 99.
flavipennis, 260.
flavipes, 40, 65, 117, 230,
 237, 245, 261.
flavipes, 47, 66, 211.
flaviventris, 94.
flavocincta, 211.
flavocinctum, 225.
flavocinctus, 237.
flavofemoratus, 100.
flavoguttatus, 49.
flavopilosus, 29.
flavus, 133, 252.
flesus, 31.
flexuosa, 72.
flexuosus, 68, 135, 136.
floralis, 211, 232.
foliolosus, 115.
fonensis, 201.
fontinalis, 142.
forcipata, 22.
formicarius, 186.
formosa, 173.
formosana, 65.
formosus, 102.
forticornis, 193.
Fortunei, 14.
fossigerum, 246.
fossulatus, 264.
fossulatus, 188.
fossulipennis, 140.
foveicollis, 24, 201, 262.
foveicollis, 188.
Foveiger, 18.
foveolatus, 194, 264.
fracticornis, 242.
fractifer, 145.
fractionis, 180.
fractus, 137.
fragilis, 143.
frater, 100.
fraternus, 155.
fricatoris, 186.
frivola, 50.
frontalis, 133, 184.
Fuchsii, 232.
fugax, 90, 101.

- fulgidicollis, 42.
 fulgidus, 151, 231, 241.
fulgidus, 231.
 fuliginosus, 244.
 fulva, 199.
fulvago, 233.
 fulvaster, 24.
 fulvescens, 133, 137, 143,
 243, 248, 256.
 fulvicollis, 244.
 fulvicornis, 253.
 fulvipennis, 63.
 fulvipes, 165, 226.
 fulvitaris, 237.
 fulvus, 162, 224, 265.
fulvus, 227.
 fumator, 258.
 fumatus, 30, 148.
 fumigatus, 37, 93.
fumosus, 238.
 fundæbraccatus, 196.
 fungi, 220.
 furcata, 223.
 furcatus, 230.
 fusca, 76.
 fuscatus, 166, 237.
 fuscescens, 117.
 fusciceps, 95, 263.
 fuscicollis, 93.
fuscicornis, 238.
 fuscipennis, 60, 63, 139,
 204, 208, 212, 249.
fuscipennis, 232, 249.
 fuscipes, 95, 253.
 fusciventris, 145.
 fuscosenus, 79.
 fuscolaterus, 237.
 fuscomarginatus, 101.
 fuscula, 70, 37, 137, 248,
 254.
 fuscus, 96, 229.
Fustiger, 190.
 fusus, 25.
- G**
- Gabrius*, 236, 237, 238.
 gagates, 45.
 GALERITA, 66.
 gangeticus, 155.
Ganglbaueri, 186.
Gaurodytes, 141,
 Gaveri, 119.
gayndahensis, 149.
Gefyrobius, 236.
- gemellus, 237.
 gemina, 216.
 geminus, 237.
 gemmifer, 13.
 geniculatus, 66, 148.
geniculatus, 28.
Geodytes, 178.
Geostiba, 219.
 germana, 31.
 germanus, 101.
Gerstaeckeri, 110.
 Geryon, 20.
 Gestroi, 189.
 Gestroii, 101, 155.
gibbiodes, 189.
 gibbiventris, 191.
 gibbus, 168.
 gigantea, 199.
 gilvipes, 73.
 Girionerii, 93.
Girionerii, 93.
 glaber, 225.
glaber, 150.
 glabra, 83.
 glabella, 83.
glabricollis, 103.
 glabriculus, 19.
glabriculus, 178.
 GLANDULARIA, 186.
 glandulicornis, 180.
 glandulifer, 184.
 glanduliferus, 180.
Glaphya, 219.
 GLOBARIA, 167.
 globiceps, 180.
 globulipalpis, 192.
 GLOESOMA, 176.
 gloriosa, 18.
Glossacantha, 215.
Glossola, 219.
Glyptoderus, 98.
Glyptoma, 264.
Glyptomerus, 244, 246.
Glyptomorphus, 70.
Glyptopterus, 44.
Glyptosoma, 189, 191.
 GNATHAPHANUS, 113.
 Goebelli, 79.
Goniagnathus, 10.
 gonidius, 114.
Goniocarabus, 10.
 gonioderus, 74.
Gonoderus, 44.
Gonogenia, 87.
Goërtius, 235.
- Gorii, 160.
 Goryi, 235.
Goryi, 145.
Gotschii, 149.
 Grabowskyi, 200, 202.
 gracilentum, 244.
 gracilicornis, 259.
 gracilis, 37, 79, 148, 211,
 228, 234, 252.
gracilis, 227.
 gradatus, 37.
 graminicola, 180.
 graminica, 25.
 grandiceps, 241.
 grandis, 181, 186.
grandis, 60, 108, 187, 188.
Graniger, 33.
granulatus, 132.
granulifera, 223.
 granulum, 226.
Graptodytes, 141.
 gressoria, 71.
 griseipennis, 235.
 griseostriatus, 141.
 griseus, 112.
griseus, 147.
groenlandicus, 232.
 Gronveli, 196.
Gryphimus, 176.
 grypochirus, 196.
 Guerinii, 21, 43, 148.
Guerinii, 84.
 guttatus, 81, 117.
guttatus, var. 99.
 guttiferus, 29.
 guttiger, 77.
 guttula, 47, 101, 114.
 Gyllenhalii, 110.
Gynandromorphus, 118.
Gynandrotarsus, 118.
Gyretes, 154.
 GYRINIDÆ, 150, 151.
 GYRININI, 152.
 GYRINUS, 153.
Gyrinus, 151, 152, 153,
 155.
Gyrophypnus, 241.
 GYROPHAENA, 223.
- H**
- Haagii, 133.
Haagii, 149.
Hadrocarabus, 10.
 haematopgya, 214.

haemopterus, 232.
haemorrhoidalis, 64.
haemorrhous, 231.
Hagenbachii, 68.
Hagenii, 90, 94.
Hagensi, 189.
halensis, 141.
Halipidae, 180.
Halipides, 130.
 HALIPLINI, 130.
HALIPLUS, 130.
hamatus, 74, 101.
hamatus, 150.
hamifer, 99, 102.
hamotoides, 193.
Hapalaraea, 263.
Haplocoelus, 44.
 HAPLOGASTER, 18.
Haplopiethus, 89.
Haptoderus, 44.
Hardwickii, 57, 162.
Hardwickii, 79.
Harmophorus, 189.
Harpalides, 110.
Harpalidium, 111.
Harpalites, 70.
Harpalodes, 111.
HARPALUS, 111.
Harpalus, 33.
Harpoglossus, 106.
hastatus, 151.
hastatus, 165.
Hearseyanus, 162.
Helferii, 25, 33.
Helferii, 188.
 HELLUODES, 88.
Helobia, 16.
Helobius, 165.
Helophorides, 168.
 HELPHORINI, 168.
helvotus, 147.
Hemicarabus, 11.
Hemistenus, 256.
Hemitropia, 219.
Heplognathus, 32.
herculanea, 17.
Hesperophilus, 258.
heterocerus, 194, 196.
Heteroglossa, 86.
Heterognathus, 182.
Heteronoma, 219.
Heteronychus, 142.
Heteropausus, 159.
Heterophaena, 219.
Heterota, 219.

HETEROBOTHOS, 230.
 HEXAGONIA, 62.
 hexagonus, 28.
 hexagrammus, 94.
 HEXACHAETUS, 91.
 Hienfoungii, 12.
Hilara, 219.
 hilaris, 72.
 hilaris, 28, 93.
 HILETUS, 15.
 himalaica, 50.
 himalayanum, 14.
 himalayicus, 40.
 hindustana, 214.
 hindustanus, 39.
hindustanus, 189.
 hipposideros, 208.
 hirmocoelus, 47, 58.
 hirsutus, 72.
 hirta, 87, 216, 251.
 hirtus, 90.
hispalis, 117.
hispanicus, 109.
 hispidulus, 23.
 histrio, 96, 145, 194.
 hloream (chloream), 35.
 HOLOCOOLEUS, 109.
 HOLODERUS, 78.
 HOLOCONOTUS, 49.
Holisomorphus, 240.
Holobus, 222.
Hololeius, 106.
 HOLOLIUS, 106.
Holoscelis, 17.
 holosericeus, 69, 196.
 HOLOSUS, 264.
Holosus, 111.
 HOLOTROCHUS, 258.
Holotrochus, 264.
Homaeotarsus, 246.
 HOMALINI, 262.
 HOMALIUM, 262.
Homalolachnus, 98.
Homalops, 70.
 HOMALOTA, 218.
Homalota, 224.
Homoeochara, 213.
Homophron, 9.
 Hongkongensis, 242.
 Hopei, 90.
 HOPLANDRIA, 212.
 hoplites, 259.
 Hoplitus, 130.
 hoplonota, 216.
Hoplomotus, 214.

HORAEOMORP 186.
Horsfieldii, 1HUS,
Horsfieldii, 159.
hospes, 103, 89.
Hugelii, 106.
 humerale, 245.
 humeralis, 18, 25, 250.
humeralis, 223.
 humeratus, 27, 96.
 humerosa, 215.
 humilis, 25, 59.
Hunterii, 146.
 HYBOCEPHALUS, 205.
Hydatiini, 144.
hydaticoides, 135.
 HYDATICUS, 144.
Hydaticus, 146, 147.
 HYDROCHNA, 131.
 HYDROCHNINI, 131.
Hydrium, 34.
Hydrobiides, 166.
 HYDROBII, 166.
 HYDROBIUS, 166.
Hydrocanthares, 131.
 HYDROCANTHINI, 132.
Hydrocanthus, 133, 134.
 HYDROCANTHUS, 134.
 HYDROCASSIS, 166.
Hydrochares, 165.
 HYDROCHARIS, 165.
 HYDROCHUS, 168.
 HYDROOPTINI, 132.
 HYDROOPTUS, 132.
Hydrodema, 164.
Hydroglyphus, 138, 139.
 HYDROPHILIDÆ, 164.
Hydrophilides, 164.
 HYDROPHILINI, 164.
 hydrophiloides, 169, 170.
 HYDROPHILUS, 164.
Hydrophilus, 164, 165,
 166, 167, 168.
 hydroptica, 25.
 HYDROPOBINI, 136, 140.
 HYDROPOBUS, 141.
Hydroporus, 132, 133, 135,
 137, 138, 139, 140, 141.
Hydrostoma, 164.
Hydrosmechta, 219.
 HYDROVATINI, 136.
 HYDROVATUS, 136.
Hydrous, 164, 165.
Hygraecia, 219.
Hygriobia, 131.
Hygrobia, 131.

Hygrocarabus, 11.
 HYGROPTERA, 223.
 HYPHAEAEON, 119.
 HYPHARPAX, 119.
Hypherpes, 44.
Hyphidrus, 138, 140, 141.
 HYPHOPORUS, 140.
Hyphoporus, 140.
 HYPHYDRINI, 139.
 HYPHYDRUS, 139.
Hyphydrus, 131, 140.
Hypnota, 219.
 hypocrita, 76, 90.
Hypocyptus, 225.
 HYPOCYPTUS, 225.
Hypocyptus, 225.
 HYPOLITHUS, 111.
Hypopycna, 263.
 HYPSPINEPHUS, 111.
 hystrix, 162.

I

Idae, 253.
Idiocheila, 174.
 idiocerus, 237.
 IDIOMORPHUS, 43.
 illocatus, 55.
 illotus, 94
illustris, 78.
imbecillus, 233.
 immaculatus, 73, 86.
 immatura, 223.
 imperatrix, 200.
 impictus, 86.
impressa, 189
 impressicollis, 47, 101,
 216, 222, 265.
 impresipennis, 37.
 impressus, 37, 52, 77.
impressus, 262.
 impunctatus, 23, 46.
 IMTEMPUS, 205.
inaequalis, 194.
 incertus, 58, 145, 196.
 incisus, 260.
incisus, 260.
 inclinans, 242.
 inconspicua, 200.
 inconspicuum, 67.
 inconspicuum, 70, 75, 165.
incrassatus, 178.
inderiensis, 105.

indica, 25, 42, 51, 66, 84,
 88, 167, 213, 222, 223,
 263.
indica, 213, 222, 223.
 indicans, 152.
 indicola, 112.
 indicum, 15, 176.
indicum, 246.
 indicus, 12, 16, 23, 34, 38,
 40, 49, 50, 107, 118, 134,
 139, 141, 143, 151, 153,
 155, 167, 208, 235, 242,
 244, 245, 247, 249, 252,
 254, 262.
indicus, 149, 243, 244, 252
indistincta, 188.
 indus, 20, 53, 152, 196.
 induta, 31.
 inefficiens, 135.
 inermis, 202.
 infans, 38.
 infixus, 111.
 informis, 205.
 infuscata, 71.
infuscata, 220.
 infuscatus, 176, 208.
 ingens, 41.
 ingrata, 200.
 ingrum, 15.
Iniopachys, 11.
 inops, 101.
 inornata, 220.
 inornatus, 114.
inguinatus, 239.
 insignis, 41, 146.
 insulare, 169.
 insularis, 90, 233
 insulicola, 12.
 interclusus, 144.
 intergrostriata, 200.
 intermedia, 76.
 intermedius, 33, 90, 161,
 184, 253.
intermedius, 242.
 intermixtus, 139.
 interpulsus, 140.
 interpunctata, 117.
interpunctatus, 23
 interrupta, 72, 186.
 interruptus, 141, 207.
interruptus, var. 93.
 interstitialis, 64.
intricatus, 150.
 intuscurvata, 200.

intutila, 220.
 invalida, 200.
 investigator, 15.
 ioptera, 173.
iracundus, 232.
Irichrous, 9.
 iridens, 55.
 IRIDESSUS, 113.
 iridicolor, 114.
 irregularis, 161.
irregularis, 237.
Ischnocarabus, 11.
Ischnosoma, 229.
 ISOCHILUS, 253.
Isomalus, 260.
Isopleurus, 50.
Isotarsus, 27, 29, 30.
 ITAMUS, 32.
 iteratus, 58.

J

Jansonianus, 61.
 janthinus, 41, 106.
japonica, 214.
 japonicus, 58, 109, 139,
 148, 172.
japonicus, 113.
 javanica, 25.
 javanicus, 194.
 javanus, 77, 93, 101, 111,
 118, 119, 133, 143, 148,
 155, 192, 196, 253, 255.
 Jerdanii, 162.
 Jessoensis, 93.
Jordanis, 150.
 Jousselinii, 162.
Jousselinii, 163.

K

Kaempferii, 12.
 Kirbyi, 62.
 klugii, 38.
 kollarii, 54.
Kolmannii, 152.
 Kraazii, 220, 263.
 kuenlunensis, 51.

L

laborator, 184.
 labrosus, 85.
 LACONECTES, 143.

LACONECTINI, 143.
 LACOPHILINI, 134.
 laccophiloides, 137.
 LACOPHILUS, 134.
 lacertoïdes, 257.
 LACHNOCREPIS, 109.
 LACHNODERMA, 72.
Lachnothorax, 63.
 lacustris, 168.
 ladakensis, 55.
Læmostenus, 54.
Læmosthenes, 54.
 laetabilis, 133.
 laeticolor, 115.
 laeticulus, 139.
 laetiussculus, 101.
 laetus, 55, 81.
laetus, 232.
 laevicollis, 203, 244.
laevicollis, 104.
 laevigata, 17, 216.
 laevigatus, 226, 265.
 laevipennis, 27, 101, 265.
 laevissimus, 92, 101.
 laevistriatus, 112.
 laeviuscula, 226.
 Lafertei, 101.
 Lafossei 13.
 LAGARUS, 46.
 lamellicornis, 200.
 laminata, 215.
laminata, 223.
 laminidens, 196.
Lamprias, 70.
Lamprinus, 227.
 lamproides, 58.
Lamprocarabus, 11
 LAMPROPHONUS, 119.
Lamprostus, 11.
 lamprus, 116.
lanuginosus, 184.
 LASIOCERA, 61.
 lata, 25.
lata, 188.
 latebrosus, 202.
 latecincta, 82.
 latecosta, 45.
 lateralis, 18, 92, 119, 149.
lateralis, 79, 119.
 lateridens, 196.
 lateridentata, 198.
 laterita, 225.
 lateritius, 54.
 LATHROBIUM, 244.
Lathrobismorphus, 245.

Lathrobomorphus, 245.
 laticeps, 117, 242.
laticeps, 236.
 laticollis, 28.
laticollis, 60.
 latifascia, 64.
 latifrons, 52.
latipennis, 179.
 latipes, 143, 159.
 latissimus, 38.
 latitans, 169.
 latus, 227.
 latiusculus, 260.
 lativentris, 203, 238.
lativentris, 189.
 lativittis, 81.
latus, 109.
 Leachii, 167.
 Leander, 145.
 LEBIA, 70.
Lebida, 70.
Lebiides, 68.
 LEBIODERUS, 160.
 lebioides, 174.
Lebistina, 70.
Lecontei, 188.
 Lefebvrei, 254.
Leiocnemis, 50.
Leirus, 50.
 LEISTOTROPHUS, 233.
 LEISTUS, 16.
Leja, 34.
 lenticornis, 204.
 lepida, 81.
lepidus, 150.
 LEPTACINUS, 242.
Lepithrix, 115.
Leptocarabus, 11.
Leptocharis, 179
Leptodactyla, 77.
leptodera, 66.
leptophyllum, 15.
Leptorus, 247.
 LEPTUSA, 213.
 LESTICUS, 41.
 LEUCITUS, 240.
 leucocnemis, 243.
 LEUCOCRASPEDUM, 225.
 leucomus, 234.
Leucoparyphus, 226.
leucopoda, 151.
 leucops, 101, 102.
 leucopus, 255.
 leucopygus, 238.
 leucotelus, 47.

leucotus, 238
Leveillei, 146.
 Lewisianus, 148.
 Lewisii, 42.
Lewisii, 12, 14.
Liana, 44.
libens, 227.
 limbaticollis, 55.
 limbatum, 246.
 limbatus, 148, 155, 248.
limbatus, 55, 97, 100,
 151.
 limbellus, 94.
 limbicollis, 94, 101.
 limbifer, 227.
 Limbipennis, 78.
Limnocarabus, 11.
Limodromus, 55.
 linea, 108.
linearis, 84, 244.
 lineatocollis, 216.
 lineatus, 67, 142, 235.
lineifrons, 92.
 lineipennis 265.
 lineola, 65, 218.
 LINGLOSSA, 213.
 lineolatus, 170.
Liocellus, 115.
 LIODAPTUS, 110.
 loderes, 47.
 lodes, 112.
Liogluta, 219.
Lionedya, 70.
 LIONYCHUS, 76.
Lionychus, 69.
 liopleurus, 49.
 LIOPTERA, 73.
 liopterus, 20.
Liopteris, 143.
Liota, 219.
Lipaster, 11.
 liseopterus, 55.
 LISPINUS, 264.
Lissauchenius, 98.
 lissoderus, 93.
Listriophorus, 198.
 LITHOCHARIS 249.
litigiosus, 145.
littoralis, 107.
 litura, 64.
 lituratus, 135.
 livens, 61.
 livida, 224.
livida, 220.
 lividipes, 17.

- lividus, 260.
 lobata, 25.
 Lobius, 75.
 Lobrathium, 244.
 Logiota, 222.
 Lonchosternus, 108.
 longiceps, 238.
 longicollis, 66, 81.
 longicornis, 30, 90, 184,
 189, 211, 226, 238.
 longinquus, 45.
 longipalpis, 94.
 longipalpis, 178.
 longipennis, 197, 235, 254.
 longipennis, 253.
 longipilis, 181.
 longithorax, 63.
 longiusculum, 67.
 longiusculus, 21.
 longulus, 207, 238, 240.
 Lophia, 34.
 Lordithon, 229.
 LOROSTEMMA, 29.
 Lorostema, 29.
 Loxocrepis, 56, 57.
 Lozoncus, 115.
 Lóyolae, 18.
 lucens, 119.
 lucidulus, 19.
 lucidus, 109, 114, 155,
 259.
 luctuosus, 133.
 lucutus, 181.
 luczonicus, 145.
 Ludekingii, 162.
 lugens, 15, 65, 220.
 lugubre, 15.
 lugubris, 142.
 lunatus, 261.
 lunigerum, 170.
 lunulatus, 170.
 LUPERCA, 17.
 luridipenne, 35.
 luridum, 176.
 luridus, 74.
 lusitanicus, 150.
 luteicauda, 101.
 luteipennis, 247.
 luzonica, 42, 61.
 luzonicus, 33, 58, 90, 94,
 101, 235, 238.
 Lymnaeum, 34.
 lynx, 101.
 Lyporopherus, 44.
 Lyporosomus, 44.
 Lyporus, 44.
 Lyprocorrhe, 219.
 lyratus, 140.
 Lyropedius, 44.
 Lyrothorax, 44.
- ME**
- Macracanthus, 59.
 macrocerus, 188.
 Macrocheilus, 85.
 MACROCHILUS, 85
 Macrogenus, 11.
 macropus, 101.
 Macrothorax, 11, 18.
 maculata, 26.
 maculata, 26.
 maculatus, 102, 116, 137,
 147.
 maculatus, 137.
 maculifer, 99.
 maculipennis, 130, 214,
 252.
 maculipennis, 101.
 macculipes, 48.
 maculosus, 9.
 magnus, 55.
 Maiyasanus, 12.
 major, 252.
 major, 243.
 Malabarensis, 90.
 malacca, 136.
 magachimus, 104.
 maleolens, 102.
 Malisus, 83.
 mamilla, 200.
 mancus, 21.
 mandarinus, 28.
 mandibularis, 65, 236, 118.
 manicellus, 114.
 Mannerheimii, 84, 220.
 mantcioranus, 184.
 Maraga, 89.
 marcida 220.
 marcidus, 237.
 margaritifer, 197.
 marginale, 115.
 marginale, 51.
 marginalis, 55, 93.
 marginata, 85.
 marginatum, 246.
 marginatus, 68, 152.
 marginatus, 102, 119.
 marginellus, 76.
 marginicollis, 25, 43, 48,
 93, 226.
 marginicollis, 74.
 marginifer, 74, 102.
 marginipennis, 155.
 maritimus, 240.
 marmoratus, 234.
 masoreides, 112.
 Masoreus, 59, 60.
 massiliensis, 70.
 MASTAX, 96.
 Masterii, 142.
 Mastiger, 190.
 Mastus, 83.
 maxillaris, 46.
 maxillosus, 233.
 MEGHANICUS, 206.
 Mechelia, 189.
 Mecognathus, 251.
 Mecorhopalus, 214.
 medialis, 135.
 medialis, 233.
 medioguttatus, 102.
 megacephala, 32.
 Megacronus, 229.
 Megaladerus, 179.
 Megalinus, 241.
 MEGALOPS, 257.
 megamelas, 181.
 megaristerus, 117.
 Megista, 219.
 Megodontus, 11.
 Megrammus, 114.
 Meladroma, 85.
 melampus, 253.
 melanaria, 24.
 melanaria, 117.
 melanarius, 90, 227.
 Melancarabus, 11.
 melancholicus, 93.
 melaneus, 112.
 Melanius, 44.
 melanocephalus, 255.
 melanocephalus, 228.
 MELANODES, 109.
 melanomerus, 255.
 melanopterus, 102.
 MELANOSPILUS, 159.
 melanura, 173.
 melas, 142.
 mellea, 76.
 Mellei, 161.
 Mellyi, 90, 152.
 Mellyi, 102.
 Mellii, 161.

memnonia, 25.
Menas, 83.
 MENERA, 56.
Meotica, 219.
merdarius, 228.
mergus, 165.
meridionalis, 150.
Merismoderus, 159, 160.
Mesocanthicus, 164.
Mesocarabus, 11.
mesomelinus, 232.
 Messii, 107.
 MESTOGASTER, 205.
 METABLETUS, 75.
metallicus, 30.
metallica, 64.
metallicus, 155, 208.
metallicus, 236.
Metallina, 34.
Metallonus, 57.
 METAPONCUS, 243.
Metaagodonta, 249.
Metaxis, 189, 199.
Metaxoides, 205.
Metawya, 219.
micans, 102, 217, 260,
micantiventris, 238.
microcephala, 220.
Microcera, 222.
 MICROCOSMUS, 29.
Microdema, 179.
Microdota, 219.
microgonus, 115.
Microlestes, 75.
Microlestia, 87.
Microptera, 210.
micros, 248.
Microsaurus, 231.
microscopica, 37.
Microstemma, 182.
Microstoma, 183.
Midas, 18.
Mimocarabus, 11.
minimus, 114, 205, 227,
 262.
minimus, 227.
minor, 19.
minor, 61.
minusculus, 258, 259.
minuta, 173.
minutissima, 214.
minutus, 230.
 MISCELUS, 77.
mitis, 191.

MITOMORPHUS, 242.
mixtus, 253.
mixtus, 146.
Mniszechii, 90.
 MNUPHORUS, 69.
 MOOTHERUS, 73.
modesta, 83.
modestum, 67.
modestus, 19, 94, 107.
moerens, 25.
moestus, 52, 96.
 MOLOPS, 50.
Molosoma, 257.
moluccarum, 145.
monstrosus, 187.
Monstrousierii, 144.
mordax, 25.
 MORIO, 33.
morio, 30.
morio, 241, 254.
 MORIOIDIUS, 34.
 MORMOLYCE, 67.
Morronillus, 176.
Morphocarabus, 11.
Morsbachii, 133.
morulus, 197.
Motschulskyi, 188.
 MOUHOTIA, 17.
Mouhotii, 28, 41, 65, 90,
 102, 109.
mucronata, 22.
mucronatus, 188.
Muellerii, 168.
multistriatus, 12.
multangulus, 203.
mutans, 238.
mutata, 214.
mutator, 241.
mutatus, 102.
mutillarius, 232.
Mycetodrepa, 217.
mycetoporiformis, 264.
 MYCETOPORUS, 229.
Mycota, 219.
 MYLLAENA, 224.
Myosodus, 44.
Myrmecocephalus, 211.
Myrmecochara, 217.
Myrmedonia, 216.
Myrmedonia, 215.
Myrmelia, 216.
Myrmoecia, 216.
Myterocis, 229.

25

NADDIA, 232.
naeviger, 102.
nana, 221.
Nanophthalmus, 179.
Napochus, 179, 180, 181.
nauceras, 162.
nauticus, 147.
Nauzielii, 145.
 NEBRIA, 16.
nebulosus, 93.
nebulosus, 233.
Necrobora, 173.
 NECRODES, 172.
 NECROPHORUS, 172.
Necrophorus, 172.
Necticus, 142.
neelgheriensis, 102.
neglectus, 166.
negligens, 200.
Neitnerii, 26.
Nefa, 34.
 NEMATOPEZA, 70.
 NEODEUTERUS, 206.
 NEOGNATHUS, 251.
Neoplectes, 11.
nepalensis, 66, 97, 102,
 172.
Nepha, 35.
Nestra, 61.
nicanus, 105.
nicobaricus, 189.
nicotianus, 197.
 NIOPHORUS, 172.
Nietnerii, 38, 48, 216.
Nietnerii, 180.
nigerrima, 250.
nigerrimus, 242.
nigra, 84, 214, 294.
nigra, 223.
nigrescens, 216.
nigricauda, 218.
nigricans, 102.
nigriceps, 58, 61, 109, 164,
 167, 216, 250, 260.
nigriceps, 170, 220.
nigricollis, 61.
nigricollis, 142.
nigricornis, 232.
nigricoxis, 103.
nigrifrons, 61.
nigrinus, 30.
nigripalpis, 181.

nigripennis, 66, 103.
nigripes, 149.
nigrita, 137.
nigritulus, 181.
nigroaeneus, 242.
nigrocephala, 200.
nigrofasciata, 64.
nigrolineata, 82.
nigronotatus, 140
nigropiceus, 167.
nigrovittatum, 170.
nilgherriensis, 58.
niloticum, 35.
nipalensis, 108.
niponensis, 25.
Nisa, 199.
Nisacis, 199.
nitens, 23, 51, 114, 238.
nitens, 153, 211.
nitidicellis, 42, 103, 205.
nitidissima, 200.
nitidula, 225.
nitiduloides, 174.
nitidulus, 106, 153, 183,
 206, 248, 260.
nitidulus, 79, 153, 188, 227,
nitidum, 169.
nitidus, 174, 229.
nitidus, 19, 242, 227,
 237.
nobilis, 97.
nodifrons, 188.
nodosus, 188.
NODYNUS, 174.
Noguchii, 45.
notabilis, 238.
notaphoides, 38, 69.
Notaphus, 35.
NOTIOPHILUS, 16.
notasicus, 149.
notatus, 144.
NOTERIDES, 132.
NOTERINI, 132.
noteroides, 139.
NOTERUS, 132.
Notobium, 244.
NOTOMICRINI, 132.
NOTOMICRUS, 132.
notulatus, 28.
Noxæ Caledoniæ, 150.
nubifer, 34.
nubila, 200.
nuceus, 56.

O

Oberleitneri, 31.
Oberthurii, 155.
obfuscata, 220.
obliquus, 153, 252.
obliterans, 19.
oblitus, 143.
oblongiusculus, 155.
oblongus, 43.
obscura, 32, 65, 211, 216.
obscuripes, 31.
obscuritarsis, 58.
obscuriventris, 173.
obscurum, 263.
obscurus, 41, 119, 137.
obscurus, 242.
obtusus, 135, 138, 184.
OCALKA, 213.
occidentalis, 147.
occipitalis, 93.
ocellata, 72.
occutus, 232.
oceanicus, 130, 153.
ocellatus, 172.
ochracea, 250.
ochraceus, 215.
ochraceus, 249.
ochripennis, 232.
ochropus, 237.
Ochthedromus, 35.
Ochthephilum, 246.
OCTHEPHILUS, 62.
octodecimmaculatus, 142.
OCTOMICRUS, 207.
ocularis, 184.
oculata, 63.
oculatus, 252.
Ocybatus, 98.
Ocydromus, 35, 98.
OCYPUS, 235.
Ocys, 35.
ODONTALGUS, 192.
Odontium, 35.
Odontonyx, 53.
ORDIHIRUS, 254.
Oiceoptoma, 173.
Ooistus, 111.
olens, 67.
OLIGOTA, 222.
olisthaeriformis, 264.
olivaceus, 165.
olivaceus, 149.
olivius, 58.
Omala, 35.
Omalides, 362.
Omalius, 262, 263.
Omalomorpha, 70.
Omalotrichus, 98.
Omascus, 40, 44,
Omiastus, 57.
Omodon, 19.
OMOPHRON, 9.
OMPRA, 87.
ONYCHOLABIS, 53.
onypterygoides, 81.
ooderus, 53.
OODES, 108.
Oodes, 107, 108, 109, 109.
Oodinus, 107.
Oosoma, 110.
opaca, 32, 217
opacicolis, 201.
opacicolis, 211.
opacipennis, 64, 103.
opaculus, 60, 84, 114.
opacus, 21, 52, 77, 91, 106,
 169, 192, 206.
OPHIONEA, 64.
Ophionea, 63.
OPISTHIUS, 16.
Ophryodactylus, 57.
opulentum 35.
orbicollis, 56, 103, 197, 189.
ordinatus, 23.
ORECTOCHILINI, 154.
ORECTOCHILUS, 154.
Oreincorabus, 11.
Oreocarabus, 11.
Oreodytes, 141.
Oreophilus, 44.
orientale, 15, 176.
orientalis, 16, 23, 32, 33,
 38, 51, 60, 62, 66, 88,
 111, 134, 138, 139, 140,
 153, 176.
orientalis, 39, 104, 133,
 135, 233, 244.
ornatissima, 200.
ornatus, 38, 81, 96, 147.
ornatus, 111.
Orthidus, 240.
ORTHOGONINI, 89.
orthogonioides, 75.
ORTHOGONIUS, 89.
orthomous, 21.
Orthomus, 44.
Orthopterus, 159.
osculans, 172.
OSORIUS, 257.

Ocorius, 259.
Ouchemus, 234.
Ouralia, 219.
Ousipalia, 213.
 ovaliceps, 58.
 ovatum, 179.
 ovatus, 18, 38.
 ovicollis, 23, 43, 185.
Ovarthrius, 195.
ocuroides, 14.
 OXYCENTRUS, 116.
 OXYGNATHUS, 22.
oxygonus, 78.
 OXYLOBUS, 18.
Oxyoptilus, 136
 OXYPODA, 217.
Oxyporus, 227.
Oxypselaphus, 55.
Oxytelides, 257.
 OXYTELINI, 257.
oxyteloides, 224.
 OXYTELUS, 259.
Oxaena, 32.

P

Pachnida, 219.
 PACHYCORIMUS, 240.
Pachycranion, 11.
Pachycranius, 11.
Pachygluta, 213.
Pachymorpha, 87.
 pachysomus, 103.
 PACHYSTERNUM, 170.
Pachites, 139.
pachystus, 11.
 PACHYTRACHELUS, 43.
 pacificus, 21, 163.
pacificus, 145.
 PAEDERIDUS 252.
 PAEDERINI, 244.
 paederoides, 238.
Paederomorphus, 252.
 PÆDERUS, 252.
Paelobius, 131.
 paeninsularia, 186.
Pagocarabus, 11.
 PALESTRINUS, 232.
 PALAMINUS, 253.
 pallens, 82, 167, 262.
pallens, 245.
 palfeola, 218.
 pallescens, 212.
 pallida, 250.
 pallidipalpis, 165.

pallidipennis, 243.
 pallidulus, 248.
 pallidus, 197.
 pallipes, 48, 85, 118, 224,
 255, 261.
pallipes, 46, 65.
Palpicornes, 164.
 pamirense, 35.
 pamirensis, 51, 238.
 panagaenoides, 103.
Panagaenus, 27, 29, 29.
Panaphantus, 205.
pandurus, 14.
 PANGUS, 111.
Pantophyrtus, 11.
Paracymus, 166.
 paradoxus, 202, 77.
 paradoxa, 27.
Parallelomorphus, 20.
 parallelum, 15.
 parallelus, 21, 88, 58, 66,
 84, 91, 103, 108, 116,
 240.
parallelus, 141.
Paramecomorphus, 20.
Paranomus, 57.
Parapedius, 44.
Paraphaea, 83.
Paraplesius, 11.
Parasilpha, 173.
 parasitus, 260.
 PARENA, 72.
 Paria, 193.
 Parryi, 25.
 parva, 211.
 parviceps, 194, 238.
 parvicollis, 74.
 parvipalpis, 203.
 parvulus, 135.
parvulus, 136.
 parvus, 91.
parvus, 21.
Pasilia, 213.
 PATELLUS, 109.
 PATROBUS, 39.
Patrus, 154, 155.
Paulinae, 189.
pauper, 80.
 PAUSSIDÆ, 156, 159.
Paussiles, 159.
Paussili, 159.
 PAUSSINI, 159.
 PAUSSUS, 161.
Pausus, 161.
 pectinatum, 195.

pectiniger, 54.
 pectoralis, 149, 232, 234.
 pedestris, 238.
 pedinoides, 107.
Pedius, 44.
Peleciphorus, 230.
 PELIOCYPAS, 74.
 peliomerus, 238.
 PELIOPTERA, 217.
 pelioptera, 221.
 PELIUSA, 212.
Pella, 216.
 pellucidus, 135.
Pelobida, 131.
Pelobius, 131.
 Pelor, 110.
Pelorosomus, 110.
 PELTINUS, 176.
Peltis, 173.
 PELTODYTES, 131.
Pelurga, 219.
Pemphus, 9.
 PENTAGONICA, 84.
 PENTHIMUS, 106.
peranzius, 232.
 Percheranii, 160.
 peregrina, 66, 221.
peregrinus, 253.
 perforatus, 139.
Pericalides, 68.
 PERICALUS, 80.
 pericallus, 103.
Pericallus, 80.
Percosia, 50.
 PERIGONA, 60.
Perileptus, 62.
 PERIPRISTUS, 77.
 perlucens, 111.
 pernitidus, 109.
 PERONOMERUS, 30.
Peronoscelis, 68.
persicus, 39.
 peryphinus, 38.
Peryphus, 35.
 Peteli, 42.
Petrophilus, 44.
 pexus, 188.
 phaenoderus, 103.
Phaenogyra, 223.
phaeopus, 239.
 PHEROPSOPHUS, 92.
Phuginus, 111.
Phila, 35.
Philhydrus, 166.
Philhygra, 219.

- philippensis, 91.
 philippinensis, 146.
philippinensis, 65.
Philochthys, 35.
Philodes, 114.
 PHILONTHUS, 235.
Philonthus, 240, 241.
Philorhizus, 75.
Philoticnus, 83.
 PHILYDRUS, 166.
Phloeonomus, 263.
 PHLOEPORA, 222.
Phloeopora, 213.
Phloeostiba, 263.
Phonias, 44.
Phosphuga, 173.
Phreoryctes, 22.
Phrygora, 219.
 phyllodes, 68.
Phyllodrepa, 263.
 PHYSOCROTAPHUS, 88.
 PHYSODERA, 71.
 physoderea, 197.
 picea, 83.
 piceolus, 108.
 piceum, 67.
 picens, 54, 91, 94, 108
 229.
picens, 85, 260.
 picicollis, 93.
 picicornis, 19, 165.
pic labris, 90.
 picipenne 176.
 picipennis, 91, 138.
 picipes, 49.
picipes, 24, 46.
Picrus, 32.
 Pictetii, 161.
 picticornis, 48, 255.
 pictipennis, 228.
 pictus, 9, 95, 103, 104, 144,
 229, 257.
pictus, 105.
Piestides, 265.
 PIESTINI, 263.
 pilicollis, 181, 200, 203,
 255.
 pilicornis, 163, 186.
 pilifera, 64, 200.
 piliferus, 50, 253, 257.
piliferus, 188.
 piligera, 73.
 pilipalpis, 203.
 pilipennis, 185.
 pilosa, 87.
pilosus, 189.
Pinobius, 243.
Pinophilides, 244.
 PINOPHLLUS, 254.
 FIRANTILLUS, 59.
 piscescens, 45, 54.
 Pischardii, 141.
Pisalia, 213.
 pisiformis, 168.
Pityophilus, 254.
 placidulus, 56.
 PLACUSA, 222.
 plagiata, 31, 32, 218
plagiatipennis, 172.
 plagiatus, 172
 plagioderus, 58.
Plagioporus, 201, 202.
Plagiorhynchus, 63.
 plana, 31, 250.
 PLANETES, 86.
 planaticollis, 216.
 planicollis, 41.
planicornis, 102.
 planiger, 91.
 planiusculus, 248.
 planus, 19, 255.
planus, 237.
Plataphus, 35.
Plataraea, 219.
 Plato, 73.
Platus, 111.
 platycephalus, 168.
Platycrus, 11.
Platydacus, 234.
 platygaster, 221.
Platymetopus, 116.
 PLATYNEOTES, 142.
Platynomerus, 54.
 PLATYNUS, 54.
Platyola, 219.
 PLATYPROSOPUS, 244.
Platypterus, 45.
 PLATYRHOPALUS, 160.
Platysma, 45.
 platysthetoides, 221.
 PLATYSTETHUS, 259.
Platysthetus, 259.
 PLATYTARUS, 84.
Plectes, 11.
Pledarus, 45.
 pleuroderus, 103.
 pleuronectus, 60.
 PLEUROPTERUS, 159.
Pleurocoma, 57.
 plicatulus, 255.
 plicatus, 91.
plicatus, 196.
olicipennis, 147
 PLOCHIONUS, 82.
 ploiochorus; 163.
 pluridentata, 25.
 plutus, 185.
Podocya, 217.
poeciloides, 106.
Poecilostus, 98.
 poecilopterus, 38.
 POECILUS, 49.
 poecilus, 96.
 POGONOGLOSSUS, 88.
Pogonophorus, 16.
 POGONUS, 39.
Polistoma, 214
 polita, 217.
 politissimus, 56
 politocollis, 43.
 politulus, 48.
 politus, 38, 43, 48, 52, 91,
 133, 152, 183.
volitus, 137, 150, 189, 23.
Polychara, 214.
 polygenus, 114
Polyodontus, 247.
Polyota, 219.
Polysitus, 110.
 ponticus, 135.
Poroderus, 131.
 porosus, 23, 43.
 PORRORHYNCHUS, 152.
 PORUS, 215.
 postica, 214, 140.
 posticalis, 103.
 posticus, 103, 135.
 postscriptus, 103.
postscriptus, 100.
 potior, 185.
 Pradierii, 82.
 praedator, 21.
praelongus, 240.
 praemorsus, 78.
praemorsus, 152.
 praestans, 41.
 pratensis, 104.
 pretiosus, 104.
 primus, 204.
 princeps, 42, 71, 142.
princeps, 98.
Princidium, 35.
principulus, 186.
Pristodactyla, 53.
 PRISTOMACHAEUS, 167.

PRISTONYCHUS, 54.
Pristosia, 53.
 procer, 185.
 proceræ, 216.
 proceræ, 142, 155, 248.
Procerus, 11.
PROCIRREUS, 254.
Procrustes, 11.
Procrusticus, 11.
PRODATICUS, 144.
 prodigus, 12.
 productus, 156, 239, 260.
 profunderstriatus, 91.
Prognatha, 263.
 prolatum, 245.
 proluxus, 149.
Proreceptera, 55.
 promptus, 48.
 prona, 221.
PRONOMARA, 224.
 propinqua, 81.
 proportionis, 197.
 prostenus, 104.
 proteus, 136.
 protensus, 56.
 proximus, 104, 114, 193, 239.
proximus, 144.
Psammastus, 83.
PSELAPHIDÆ, 187, 190.
PSELAPHINI, 191.
 pselaphoides, 185.
PSELAPHODES, 194.
PSELAPHUS, 202.
Pselaphus, 189.
Pseudidus, 236, 240.
Pseudocryobius, 45.
Pseudocypis, 96.
Pseudocypus, 235.
Pseudoderus, 45.
 pseudogeminus, 139.
Pseudohellus, 85.
Pseudomicrus, 183, 185.
Pseudoophonus, 111.
Pseudopedius, 45.
Pseudopelta, 178.
Pseudophilochthrus, 35.
Pseudoplectus, 208.
Pseudosteropus, 45.
Pseud. tribax, 11.
PSILOTRACHELUS, 247.
PSILUS, 27.
Psychobius, 45.
PTEROSTICHUS, 44.

PTHARTOMIORUS, 206.
Ptomaphila, 173.
PTOMASCOPIUS, 172.
 puberula, 214.
 puberulus, 248, 253.
 pubescens, 31, 67, 156, 167, 181, 192, 197.
 pubifer, 197.
 pubiger, 28.
pubipennis, 99.
 pudicus, 104, 138, 185.
 pugni, 104.
 pulchellum, 225, 245.
 pulchellus, 96, 130, 156, 167, 239, 251, 259.
pulchellus, 140.
 pulcher, 257, 260.
pulcher, 99, 103, 109, 189.
 pulcherrima, 17.
 pullicarius, 136.
 pullulus, 38.
pulverosus, 144.
 pumilio, 185, 208.
pumilio, 231.
 pumilus, 138, 174.
 punctata, 64.
 punctatissima, 31, 217.
 punctatissimus, 205.
punctatissimus, 194.
 punctatostriatum, 104.
punctatostriatum, 19.
 punctatosulcatus, 18.
 punctatus, 69, 97, 144.
punctatus, 99, 147.
 puncticeps, 248, 260.
puncticeps, 99.
 puncticollis, 19, 22, 91, 95, 104, 213, 240.
puncticollis, 188, 236, 258.
 punctiger, 202.
 punctilabris, 112.
 punctilinea, 235.
 punctipenne, 35.
 punctipennis, 27, 79, 138, 193, 194, 243.
punctipennis, 147, 226, 240.
 punctithorax, 200.
 punctiventris, 215.
 punctulata, 31.
 punctulatus, 91, 112, 156, 242, 258.
punctulatus, 109, 150.
 punctum, 21.
punctum, 21.
 pusillimus, 243.

pusillimus, 261.
 pusillus, 138, 156.
pusillus, 23, 143, 228.
 pustulifer, 13.
 putridula, 221.
 Putzeysii, 41.
Pycnaræa, 217.
Pycnocærus, 259.
Pycnota, 219.
pygiale, 246.
 pygmaea, 211, 222, 250.
pygmaea, 224.
 pygmaeus, 181, 207, 247, 261.
pygmaeus, 227, 240.
Pylophilus, 166.
 pyriformis, 181.
pyriformis, 181.
pyropterus, 242.
pyrrhoceras, 228.
PYXIDICERUS; 206.

●

quadratus, 241.
 quadricollis, 18, 48, 111.
quadricollis, 239
 quadricolor, 98, 104, 107.
 quadricostatus, 141.
 quadridens, 56.
 quadrifossulatum, 263.
 quadrifoveolata, 186.
quadrifoveolata, 178.
 quadrifoveolatus, 204.
 quadriguttata, 73.
 quadriguttatus, 48, 107, 118.
 quadrimaculata, 84, 117.
 quadrimaculatus, 48, 60, 81, 159, 177.
quadrimaculatus, 86, 172.
 quadrinotatus, 30, 48, 69, 73.
 quadriplagiata, 74.
 quadriplagiatus, 49.
 quadripunctatus, 75.
 quadripunctula, 230.
quadripustulatus, 93.
 quadriscopulatus, 191.
 quadrisignatus, 69, 143.
quadrisignatus, 81.
quadrispinus, 152.
quadristriatus, 141, 194.
quadrivittatus, 146.
 quaestus, 197.

QUEDRUS, 231.
 quinquefoveolatus, 181.
 quinquemaculatum, 170.
quinquemaculatus, 106.
 quinquepustulatus, 114.
 quisquiliarius, 239.

R

Rabigus, 236.
 Raffrayi, 204.
 Raffrayii, 179, 192, 197.
 Rajah, 207.
 Rantus, 144.
 Raphirus, 231.
 Raphitreus, 192.
 Rathymus, 45.
 recta, 26.
 rectangulum, 51.
 rectangulus, 41, 146.
 reductus, 80.
 reflexus, 48, 119.
 regalia, 80.
 Regimbartii, 143.
 regularis, 185.
 Reichia, 22.
 Reichi, 112.
 Reichenbachia, 199, 200,
 201.
 Reichenbachii, 188.
 Reitterii, 185.
 relinquens, 46.
 relucens, 112, 113.
 Rembus, 51.
 Remus, 236.
 renitens, 115.
 repandens, 76.
 replatus, 58.
 retinens, 52.
 retractus, 225.
 retractus, 73.
 retusus, 58.
 Rhabdotocarabus, 11.
 Rhadine, 55.
 Rhagadus, 45.
 RHANTATICUS, 147.
 rhanthoides, 146.
 RHANTUS, 144.
 RHATHYMUS, 45.
 Rhegmatocerus, 243.
 RHEMBUS, 51.
 Rheochara, 213.
 Rhinotheila, 72.
 Rhombodera, 84.
 rhombophorus, 69.

RHOPALISTES, 106.
 Rhopalopalpus, 106.
 Rhymacera, 230.
 RHYNCHOCHELOS, 234.
 Rhyppobius, 176.
 Rhyssotrachelus, 98.
 rhyssoptera, 221.
 Rhytiderus, 55.
 Ribbeii, 97.
 rigida, 224.
 riparia, 211.
 riparius, 22.
 riparius, 253.
 Ritsemæ, 62, 136, 144,
 156, 197.
 Ritsemæ, 133.
 rivularis, 156.
 robusta, 182.
 robustus, 246.
 Rochasii, 147.
 Roeselii, 150.
 rostratus, 193.
 rotundatus, 58, 74, 176.
 rotundicollis, 87, 239, 255.
 Roussetii, 169.
 rubescens, 132.
 rubescens, 132.
 rubidicollis, 52.
 rubiolus, 239.
 rubiginosus, 227.
 rubricata, 82.
 rubricollis, 217, 239.
 rubricollis, 250.
 rubripes, 169.
 rubrotestaceus, 248.
 rudesculptus, 104.
 rudis, 261.
 rufa, 200, 212, 251.
 rufescens, 238, 181, 240.
 rufescens, 220.
 ruficeps, 58, 66, 87, 95,
 254, 255.
 ruficeps, 56.
 ruficollis, 61, 85, 87, 87,
 230.
 ruficollis, 85, 145.
 ruficornis, 112.
 ruficornis, 165.
 ruficoxis, 253.
 rufiferus, 260.
 rufifemoratus, 104.
 rufifrons, 67.
 rufimanus, 144.
 rufipalpis, 28.
 rufipenne, 246.

rufipennis, 255, 258.
 rufipes, 26, 80, 87, 166,
 258.
 rufipes, 51, 97.
 rufitarsis, 58, 163.
 rufitarsis, 232.
 rufithorax, 104, 173.
 rufithorax, 231.
 rufiventris, 78, 165.
 rufomarginatus, 239.
 rufoniger, 138.
 rufopiceus, 48.
 rufopiceus, 47.
 rufotestaceus, 48, 170.
 rufula, 250.
 rufulus, 132, 136.
 rufulus, 47, 132, 145, 249
 rufus, 140, 227, 228, 261
 rugatipennis, 221.
 rugiceps, 258.
 rugicollis, 113, 257, 258.
 rugicollis, 66, 103.
 rugifer, 23.
 rugifrons, 256.
 Rugilus, 247.
 rugipennis, 21.
 rugipennis, 253.
 rugithorax, 203.
 rugosa, 117.
 rugosifrons, 25.
 rugosus, 149.
 rugulosa, 74.
 rugulosum, 15.
 rugulosus, 104, 149.
 rugulosus, 260.
 rugulus, 185.
 russicum, 115.
 rusticus, 188.
 rutilipennis, 215.
 Rybaxis, 199, 200, 201.
 RYXABIS, 193.

S

sabulosa, 26.
 SADIUM, 175
 sadium, 177.
 Sagroemerus, 119.
 SANDRACOTTUS, 146.
 sanguinipennis, 214.
 sanguinolentum, 246.
 sanguinolentus, 227.
 sanguinolentus, 226.
 saphyrinus, 59.
 saphyripennis, 56.

sarawakensis, 197, 201.
 BATHYTES, 201.
 saundersii, 28, 163.
saunderii, 27.
Sauridus, 231.
Saurellus, 249.
scabrigenne, 15.
scabrosus, 262.
scalaris, 156.
 SCALIDION, 72.
Scallophorites, 20.
Scaphiodactylus, 57.
Scaphonotus, 9.
 SCAPTERUS, 21.
scapularis, 86, 104.
scapulata, 166.
 SCABITES, 20.
Scarites, 19.
 SCARITODERUS, 18.
schaufussii, 191, 201.
Schatmii, 80, 91.
schiodeli, 163.
 SCHISTOGENIA, 212.
schmidtgoebelii, 91.
Schmidti, 23.
Schmidti, 71.
Schonherrii, 104.
Schonherrii, 103.
 SCIMBALIUM, 245.
scintillans, 56.
Sciodrepa, 174.
scitulus, 95.
 SOLEROCHITON, 249.
Scolytus, 9.
 SCOPAEUS; 247.
scopæodera, 247.
scoponeus, 247, 248.
scotomedes, 95.
scriptus, 145.
scrobicollis, 221.
sculpticollis, 262.
sculpticollis, 188.
sculptifrons, 206.
sculptilis, 18.
sculptilis, 18.
sculptipennis, 251.
sculptipennis, 247.
sculpturatus, 156, 197.
sculptus, 265.
scutatus, 239.
scutellaris, 228.
scutellatus, 95.
scybalarius, 238.
scydaenoides, 38.
scydaenoides, 37.

scydaenus, 178, 179, 180,
 181, 182, 183, 184, 185.
 SCYDMENIDÆ, 177, 178.
Scytodytes, 142.
secernendus, 87.
Selena, 20.
Selenidia, 45.
 SELINA, 62.
sellata, 71.
semiaenus, 59.
semibrunnea, 223.
semicarina, 26.
semicircularis, 21.
semicupreus, 56.
semifuscus, 248.
semilucidus, 34.
seminarius, 138.
seminigrum, 245.
seminudus, 181.
semiopacus, 203.
semipunctatus, 176.
semipurpureus, 235.
semipurpureus, 103.
semirugosus, 21.
semistriatus, 59, 166.
semisulcatus, 181, 197.
semisulcatus, 197.
semiviolaceus, 41.
semivittatus, 110.
semivestitus, 156.
Semperii, 105, 133.
senilis, 117.
Sepidulum, 168.
septemdentatus, 197.
septemfoveolatus, 197.
sericans, 60.
sericeicollis, 185, 239.
sericeipennis, 60.
sericeolimbatus, 153.
sericeum, 15.
sericeum, 15.
sericeus, 38, 247.
sericeus, 60.
sericimicans, 105.
SERRODERUS, 176.
serpentarius, 243.
serraticollis, 41.
serraticornis, 217.
serricornis, 215.
SERRIMARGO, 77.
sesquivittatus, 146.
setosus, 62.
sexguttata, 88.
sexmaculatus, 95.
sexpunctatus, 76, 134.

sexpunctatus, 19.
sexstriatus, 203.
 Sharpii, 130, 132, 136.
 SIAGONA, 31.
siamense, 67.
siamensis, 48, 60, 93, 108,
 136, 149, 192, 262.
siamensis, 201.
siamica, 26.
sibiricum, 15.
signatipennis, 147.
signatus, 118.
signifer, 74.
signifera, 83.
sileniacus, 142.
 SILPHA, 172.
Silphidæ, 171.
 SILPHIDÆ, 171.
silpica, 61.
 SILUSA, 212.
similis, 21, 42, 185, 197.
similia, 135, 236.
simillimus, 45.
 SIMOUS, 109.
 Simoniana, 204.
 Simonis, 161, 179, 191,
 205.
simplex, 60, 80, 87, 169,
 261, 262.
simplex, 189.
simplicifrons, 206.
simplicipes, 119.
simulator, 181.
simulus, 185.
Sinechostictus, 35.
sinensis, 53, 105, 130.
singalanensis, 182.
singularis, 263.
singularis, 204.
sinicus, 113, 115, 163.
Sintectes, 192.
 SINTECTODES, 192.
Sintectodes, 192.
sinuaticollis, 61.
sinuatus, 105.
sinuosipennis, 152.
 SINURUS, 77.
 SIOPELUS, 118.
Sipalia, 213.
sirmahiranus, 232.
smaragdinus, 153.
smaragdipennis, 59.
smaragdulus, 80, 115.
sobrinus, 105.
sobrinus, 93.

sogines, 49.
Sognorus, 191.
Solemia, 219.
solidus, 239.
Solierii, 140.
Solekyi, 208.
solutus, 136.
solutus, 135.
Somatipion, 195.
sordida, 217.
sororcula, 250.
Spanus, 43.
sparsiventris, 246.
SPAROTES, 22.
sparsulus, 182.
sparsus, 261.
Spathinus, 81.
spathulifer, 105.
spectabile, 246.
spectabilis, 232, 259.
spectabilis, 227, 249.
Spelasodytes, 22.
Spencei, 165.
SPEROHEINI, 168.
SPERCHEDUS, 168.
Sperchopis, 166.
sphaerica, 201.
SPHAERIDIUM, 169.
SPHAERIDIUM, 170.
Sphaeridium, 169.
Sphaeroderus, 10.
Sphenocia, 217.
Spheroides, 167.
Sphodristocarabus, 11.
Sphodristus, 11.
SPHODRUS, 53.
Spilopterus, 142.
spilotus, 38.
spiniacollis, 165, 198.
spinicoxis, 194.
spinidens, 198.
spinifer, 54.
spiniger, 156.
spinigera, 222.
spinipennis, 53.
spinipennis, 174.
spiniventris, 198.
spinosus, 152, 198.
SPIROSOMA, 243.
splendens, 57.
splendida, 115, 221.
splendicula, 82.
splendichus, 86.
spoliatus, 105.
Spongopus, 118.

squamiceps, 205.
squamigerum, 15.
squamosus, 210.
Staphylini, 210.
STAPHYLINIDÆ, 209.
Staphylinides, 210, 229.
staphylini, 229.
staphylinoides, 250.
STAPHYLINUS, 234.
Staphylinus, 231, 233, 234,
 241, 242.
Steleodara, 62.
STENAESTETHUS, 256.
Stenichnus, 183.
STENINI, 255.
steno, 75.
Stenocnemus, 57.
Stenocrepis, 108.
stenoderus, 23, 94.
stenoidea, 240.
stenolophoides, 118.
STENOLOPHUS, 113.
stenoristus, 105.
Stenous, 108.
STENUS, 256.
Stenusa, 212.
STEPHANA, 71.
STERNOLOPHUS, 165.
Sternuchus, 174.
Steropus, 45.
Stethoxus, 164.
Stevensianus, 163.
sticticus, 147.
stigma, 46.
Stigmapterus, 20.
stigmula, 84.
Stilicoides, 211.
STILICOOPSIS, 251.
Stilicopsis, 215.
STILICUS, 247.
Stiliderus, 251.
Stoliczkae, 239.
Stoliczkanus, 12.
stolidus, 115.
Stomides, 40.
STOMONAXUS, 51.
striata, 26, 74.
striaticeps, 19, 96.
striaticollis, 51.
striatopunctata, 166.
striatulus, 22.
striatus, 13.
striatus, 12.
stricta, 26.
stricticollis, 59.

Strigia, 45.
strigiventris, 265.
stultus, 166.
STYLIDERUS, 251.
Styloxya, 259.
STYPHLOMERUS, 95.
Styphromerus, 95.
subangulosus, 178.
subapicalis, 64.
subcaudata, 173.
subconvexus, 33.
subcordatus, 94.
subcoriaceus, 108.
subcoriaceus, 147.
subcoastatus, 113.
subdepressus, 227.
subdiaphanus, 147.
subelongatus, 109.
subfasciatus, 248.
subfasciatus, 235.
subhamatus, 105.
subhamatus, 98.
subiridescens, 52.
subirideus, 235, 239.
subjecta, 215.
sublaeve, 245.
sublaevis, 27, 32.
sublineatus, 156.
submarginatus, 33, 105.
submetallicus, 46.
subnitens, 21.
subnitidus, 264.
subcaneus, 110.
subolivaceus, 110.
subolivaceus, 108.
subopacus, 265.
subproductus, 21.
subpubescens, 83.
subpunctulatus, 227.
Subquadratus, 80.
subrotundatus, 138.
subrufa, 224.
subrugosa, 211.
subsericatus, 59.
subsignans, 19.
subsimilis, 185.
subspinosus, 152.
subsulcatus, 155.
subtilis, 138.
subtilis, 203.
subtransparens, 76.
subuliformis, 230, 231.
SUBULIPALPUS, 194.
subvalida, 201.
subvittatus, 33.

- succicola*, 239.
succinctus, 147.
suffusa, 61.
suffusus, 176.
sugillatus, 149.
sulcatum, 170.
sulcatus, 21, 22, 39, 91, 108.
sulcatus, 46.
sulcatulus, 109.
sulcigera, 26.
sulculatus, 39.
sumatrae, 140.
sumatrensis, 16, 88, 131, 138, 149, 186, 201, 255
sundaicum, 29,
sunides, 251
sunioidea, 256.
SUNIUS, 251.
sunius, 251.
suberba, 173.
superbus, 198.
suspicioea, 221.
suturale, 246.
suturalis, 39, 74, 85, 91, 107, 248.
suturalis, 68, 144, 160.
sutarella, 189.
sutrellus, 95.
swinhoei, 102.
sycophanta, 59.
Sylvestri, 105, 232.
Symphysus, 51.
SYNDICUS, 186
Syrbatus, 195, 197, 198.
SYSTOLOCRANIUS, 108.
Systemognathus, 43.
- T
- tachiniformis*, 264.
TACHINODERUS, 226.
Tachinomorphus, 226.
Tachinus, 226.
TACHYCELLUS, 116.
TACHYNOTUS, 36.
Tachyporidae, 225.
tachyporiformis, 264.
TACHYPORINI, 225.
tachyporoides, 227.
TACHYPORUS, 227.
TACHYPUS, 34.
TACHYS, 36.
Tachyusida, 217.
Tadunus, 256.
- Taeniolobus*, 19, 20.
taeniatum, 35.
Taenosoma, 261.
Talanes, 35.
taliensis, 13.
tamulus, 244, 253.
tau, 71.
TANTILLUS, 76.
tantillus, 227.
Tanyraerus, 259.
TANYGNATHUS, 229.
Tanystola, 55
taphrocephalus, 187.
TAPHROSTETHUS, 193,
taprobanae, 19, 88, 262.
TARIDIUS, 84.
tarsalis, 198
Tarostinus, 83.
tartareus, 75.
tartariae, 51.
Tarus, 83.
Tasgius, 235.
tataricus, 150.
Taxicera, 219.
telangensis, 182, 201, 205,
Temnenkii, 150.
Temnopterus, 164.
tenebrioidea, 44.
tenebrosus, 143.
tenella, 37.
tenellus, 39, 132.
tenuicornis, 185, 221, 234, 265.
tenuicornis, 214.
tenuilimbata, 74.
tenuipes, 257.
tenuirostris, 152.
tenuis, 261.
tenuis, 263.
tenuistriatus, 153.
TERMIDONIA, 215.
terminata, 63.
termiticola, 217
termitis, 233.
termitophila, 221.
Termitopora, 217.
Teropalpus, 258, 261.
testacea, 82, 212, 223.
testaceipennis, 221, 251.
testaceipes, 118, 235.
testaceum, 245, 246.
testaceus, 228.
testaceus, 134, 204, 229, 248, 259, 265.
- Tettedium*, 35.
testis, 207.
Tetracanthus, 164.
tetracolon, 74, 95.
TETRAGONICA, 76.
Tetragonoderini, 68.
TETRAGONODERUS, 68.
tetragonoderus, 105.
tetragrammus, 95.
Tetramelus, 179, 182.
tetrasemus, 73.
tetraspilota, 64.
tetraspilota, 173.
tetraspilotus, 73.
tetrastigma, 73, 81,
Tetratarsus, 255.
tetratoma, 182.
TETRASTICTA, 217.
Tetropla, 219.
Thalassophilus, 40.
Thanatophilus, 173.
thermafum, 239.
THERMONECTINI, 146.
Thermophila, 87.
thibetanum, 15.
Thinobaena, 219.
THINŌCHARIS, 250.
THINODROMUS, 261.
Thinoecia, 219.
THLİBOPS, 22.
Thliboptera, 217.
thoracicus, 52, 163, 248, 261.
thoracicus, 189, 228.
THORACOPHORUS, 264.
Thorazophorus, 264.
Throbalium, 244.
Thunbergii, 117.
THYREOPTERUS, 77.
Thyreopterus, 73, 77.
Thysanotus, 77.
tibialis, 97, 163,
Tienteii, 13.
TILIUS, 69.
timendus, 185.
tinctulus, 113.
tinotus, 138.
Tmesiphoroidea, 152.
TMESIPHORUS, 192.
Tmesiphorus, 192,
tomentosum, 29.
Tomochilus, 98.
torta, 117.
Trachycarabus, 12.
tranquebaricus, 26.

transfuga, 39.
translata, 215.
transparipes, 85.
transversa, 26, 72.
transversalis, 136.
transversicornis, 182.
transversum, 29.
transversus, 136, 139.
 TRAPEZIDEBUS, 241.
Traumocia, 219.
Trechicus, 61.
trechoides, 113.
 TRECHUS, 40.
Trepans, 35.
Triaena, 50.
triangularis, 39.
trianguliger, 156.
Tribax, 12.
tricarinatus, 257.
 TRICHISIA, 80.
trichocerus, 182.
Trichochlaenius, 98.
 TRICHOOSMETES, 234.
Trichoderma, 234.
 TRICHONYX, 208.
Trichopoda, 169, 170.
Trichopygus, 230.
Trichothorax, 84.
tricolor, 110, 170.
tricolor, 243.
tricornis, 259.
tricuspidata, 216.
tricostatus, 41.
tridens, 113.
tridentata, 221.
trifasciatus, 69.
trifida, 224.
trigonocephalus, 243.
trigonocornis, 163.
Trigonodactyla, 62.
 TRIGONOGNATHA, 42.
 TRIGONOMINA, 43.
Trigonothops, 81.
 TRIGONOTOMA, 42.
Trigonotoma, 40.
Trigonotomides, 40.
trimaculatus, 86.
Trimium, 189.
Trimorphus, 52.
trinodis, 182.
trinotatus, 105, 252.
triophthalmus, 207.
Triplectrus, 118.
 TRIPLOGENIUS, 40.
Triplogenys, 43.

tripunctatus, 149.
tripustulatus, 86.
Trirammatus, 49.
tristis, 65.
Tritonus, 166.
trivialis, 215.
trivittatus, 145.
Trochalus, 149.
trogodytes, 19.
 TROGOPHLOEUS, 261.
Trogophloeus, 261.
trogositoides, 33.
Trogus, 148.
tropica, 221.
tropicus, 39.
 TROPIDOCERUS, 50.
Tropisternus, 165.
trossellus, 203.
truncatus, 39.
Trychina, 33.
tuberculata, 221.
tuberculatus, 259.
tuberculiollis, 221.
tuberiventris, 215.
turbidus, 240.
turculus, 113.
 TYCHUS, 204.
Tychus, 203.
Typhlobium, 244.
 TYRAPHUS, 203.
 TYRUS, 194.
tythus, 207.

U

umbrosus, 39, 192.
umbrosus, 192.
uncinatus, 185.
undatus, 81.
undulifer, 136.
unicolor, 26, 52, 78, 177,
 245.
unicolor, 161.
unidentatus, 66, 152.
unifasciata, 70.
unifasciatum, 176.
uniformis, 74, 136.
unipunctatus, 203.
ursula, 201.
ustulatus, 67.
utilans, 115.
uvida, 250.

vaga, 214.
validicornis, 88.
variabilis, 130.
variabilis, 231.
varians, 108.
varians, 137, 238.
variopea, 253.
varicornis, 213.
varicornis, 105.
varipennis, 239.
varipes, 105.
varipennis, 261.
varius, 145.
variventris, 222.
 VATELLINI, 134.
Velleius, 231.
velocipes, 105, 257.
veluticollis, 211.
velutinus, 248.
ventralis, 150.
ventralis, 188.
venustus, 207.
vicaria, 222.
vicina, 250.
vicinalis, 170.
vicinum, 170.
vicinus, 246.
vigilans, 95.
vilis, 211, 218, 250, 257.
vilis, 108.
villipennis, 233.
villosus, 182, 194.
villosus, 233.
violaceomicans, 169.
verrucifer, 77.
versicolor, 80.
versutus, 29.
Vertagus, 98.
verticalis, 23, 207.
vestigifer, 198.
vestita, 174, 211.
vestitus, 192.
vestitus, 101.
vexillifer, 161.
vibicollis, 144.
violaceus, 80.
virens, 150.
virens, 232.
virescens, 150.
virgata, 65.
virgulifera, 64.
virgulifer, 105.
virens, 80, 108.

viridanus, 105.
viridicollis, 41, 165.
viridicollis, 42.
viridifossulatus, 13.
viridimaculatus, 154.
viridipennis, 71.
viridipennis, 14.
viridis, 173.
vitreus, 177.
vittatus, 9, 76, 132, 146,
 185.
vittatus, 226.
vitticollis, 74, 95.
vittigerum, 67.
viduus, 106.
vixstriatus, 39.
Vollenhovenii, 80.
Volvulus, 167.
vulgivaga, 25.
vulneratus, 106, 231.
vulneratus, 115.
vulneripennis, 113.
vulneripennis, 113.

W

Wagae, 13.
Wakefieldia, 84.
Walkerii, 34.

Wallichii, 13.
Waterhousei, 41, 163.
Wehnckeii, 156.
Wehnckianus 150.
Weisei, 134.
Westermannii, 62, 109,
 159, 232.
Westwoodii, 26, 88, 107,
 161, 206.
Westwoodii, 189.
Whithillii, 80.

X

xanthacra, 17.
xanthacrum, 35.
xanthacrus, 106.
xanthocephalus, 235.
Xanthodytes, 142.
XANTHOLINUS, 241.
xanthomelas, 140.
xanthomerus, 240.
XANTHOPHYUS, 243.
xanthoptera, 220.
xanthopus, 75.
xanthomerus, 91.
xanthopleurus, 106.
xanthopus, 81.
xanthospilus, 106.

xanthotelus, 96.
XENEDUS, 225.
Xenochara, 214.
Xenos, 59.
Xenothorax, 84.
Xenota, 219.
XEROPHYGUS, 261.
Xestonotus, 118.
Xylodrepa, 173.
Xylochromus, 263.

Y

yanellus (*cyanellus*), 114.
Yola, 141.
Yunnanus, 10, 13, 40, 45.

Z

ZABRUS, 110.
zeelandicus, 52.
Zetostomus, 243.
ZETHOPSUS, 206.
Zethus, 206.
zeylanicus, 149.
Zoosetha, 219.
Zophium, 67.
ZUPHIUM, 67.
Zyras, 216.

INDEX.

Names of New Genera and Species have an asterisk (*) prefixed.

- Abies Smithiana*, 104
Abrus precatorius, 275, 279, 286
Acacia arabica, 262
 „ *Farnesiana*, 289
Acanthaceæ, 283
Achyranthes aspera, 252
Acræinsæ, 266
Aotinidia, 186, 196, 197
 * „ *Miquelii*, 196
 * *Adelonychia*, 269
 * „ *nigrostriata*, 269
Adenostemma viscosum, 251, 274, 286
 „ „ *var. parviflora*,
 280
Adiantum lunulatum, 275, 285, 287
Adinandra, 186, 187
 „ *acuminata*, 188, 189, 195
 „ *cyrtopoda*, 188
 „ *dumosa*, 188
 „ *glabra*, 188
 * „ *Hullettii*, 191
 „ *integerrima*, 190
 „ *Jackiana*, 188
 „ *macrantha*, 191
 „ *maculosa*, 189
 „ *Mannii*, 188
 „ *Miquelii*, 192
 „ *stylosa*, 188
 „ *trichocoryna*, 188
 „ *villosa*, 190
Aecidium, 76, 79, 100, 101, 102, 103, 104,
 105, 108
 * „ *brevius*, 102, 110, 111
 * „ *Cedri*, 104, 111
 * „ *Complanatum*, 100, 101, 110
 „ *Compositarum*, 111
 * „ *infrequens*, 105, 111
 * „ *Jasmini*, 111
 „ *leucospermum*, 111
 * „ *Piceæ*, 104, 111
 „ *Pini*, 102
 * „ *Plectranthi*, 104, 111
 * „ *Saniculæ*, 111
 * „ *Strobilanthis*, 111
 „ *Thalictri flavi*, 111
 „ *Thomsoni*, 104, 111
 „ *Urticæ*, 111
Aerua lanata, 252
- Æthiopia*, 302
Agave vivipara, 245
Ageratum conyzoides, 248, 274, 280, 286
Albizia procera, 275, 279, 286
Algæ, 285
Allamanda cathartica, 240
Allium Cepa, 243
 „ *sativum*, 243
Alternanthera sessilis, 249
Alysicarpus vaginalis, 251
Amarantus, 242
 „ *caudatus*, 242
 „ *paniculatus*, 242
 „ *spinosus*, 249
 „ *viridis*, 249
Amherstia nobilis, 244
Ammannia baccifera, 251
Ampelideæ, 278
Ampelisca australis, 67
 * „ *daleyi*, 66, 74
 „ *lepta*, 66
 „ *propinqua*, 68
Ampittia maro, 268
Ananas sativa, 242
Ancistrolobus, 145, 146
 „ *brevipes*, 146
 „ *glaucescens*, 146
 „ *ligustrinus*, 146
Andropogon contortum, 250
 „ *pseudischæmum*, 250
Angelonia salicariaefolia, 243
Anisognathus, 221, 222
Anisomeles ovata, 275, 283, 287
Anneslea, 186, 187
 „ *crassipes*, 187
 „ „ *var. obovata*, 187
Anona reticulata, 244
 „ *squamosa*, 238
 * *Anonyx indicus*, 69, 74
Antheischima excelsa, 203
Anthistina scandens, 253
Antiaris toxicaria, 274, 284, 287
Aphnæus elima, 267
Apion rufirostre, 216
 * „ *strobilanthis*, 216
Apluda aristata, 99
Apocynææ, 281
 * *Apoderus flaviceps*, 213

- Apoterium, 172
 " Sulatri, 176
 Appias libythea, 268
 Aprostoma, 221
 " filum, 221
 Archytaa, 187, 206
 " Vahlil, 206
 Areca Catechu, 243
 Aroidæ, 284
 Artocarpus Chaplasha, 274, 284, 287
 " integrifolia, 242
 Asclapiadaeæ, 281
 Astictopterus salsala, 268
 " stellifer, 268
 Atella phalantha, 266
 Avicennia officinalis, 272, 283, 287
 Babula, 262
 " grotei, 262
 Badamia exlamationis, 268
 Bambusa Brandisii, 245
 Barclaya, 252
 " longifolia, 252
 Bauhinia acuminata, 244, 246
 Belamcanda sinensis, 242
 Belenoidis mesentina, 268
 Benincasia cerifera, 239
 Bergamia, 125
 " acuminata, 125
 " javanica, 125
 " Sumatrana, 125
 Bignoniaceæ, 283
 Bixa, 118, 114
 " Orellana, 114, 238, 246
 Bixineæ, 113, 125
 Blainvillea latifolia, 248
 Blumea amplexens, 248
 " glomerata, 251
 Boerhaavia repens, 252
 Bombax malabaricum, 275, 278, 286
 Bonnatieæ, 187
 Bonnaya veronicæfolia, 248
 Boraginaceæ, 281
 Bongainvillea glabra, 245
 * Brachyaspites subfasciatus, 211
 Brassica campestris, 238
 " oleracea, 238
 Brenthidæ, 211, 219, 221, 223, 223
 Bridelia tomentosa, 275, 283, 287
 Brownea, 244
 Bryophyllum calycinum, 247
 Bupleurum falcatum, 98
 Cæoma, 75, 95, 97
 * " Mori, 97, 110, 111
 * " Smilacis, 78, 95, 111
 Caesalpinia Bonducella, 274, 279, 286
 " pulcherrima, 239
 Cajanus indicus, 239, 246
 Calamus, 275, 284
 " tigrinus, 275, 284, 287
 Calodromus, 221
 Calophylleæ, 148
 Calophyllum, 148, 172
 " amœnum, 173, 176, 180
 " bancanum, 174
 " Bintagor, 178
 " Blumei, 178
 " canum, 173, 177
 * " Curtisii, 173, 176
 " cymosum, 176
 " Diepenhorstii, 176
 " Dongnaiense, 177
 " floribundum, 172, 173, 175
 " gracile, 174
 " Griffithii, 173, 179
 " hirtellum, 176
 * " Inopylloide, 173, 178
 " Inophyllum, 173, 178, 179
 * " Kunstleri, 172, 174
 " macrocarpum, 173, 179
 " mesnaefolium, 174
 " microphyllum, 172, 173
 * " molle, 173, 177
 " Moonii, 176
 " pisiferum, 176
 " plicipes, 174
 * " Prainianum, 172, 175
 " puloherrimnum, 173, 174,
 175
 " " var. oblongi-
 folium, 174
 " retusum, 173, 176
 " spectabile, 172, 175, 179
 " tetrapetalum, 176
 " Teysmannii, 175
 * " venustum, 173, 180
 " Wallichianum, 173, 178, 179
 " Wightianum, 179
 Calotropis, 256
 Camellia acuminata, 200
 " axillaris, 189
 " Scottiana, 188
 " theifera, 244
 Campanula colorata, 90
 Campanulaceæ, 280
 Cananga odorata, 238
 Canavalia ensiformis, 238, 273, 279, 286
 " gladiata, 238
 Canna indica, 242, 246
 Cannabis sativa, 242
 Capparidæ, 277
 Capparis, 275
 " sepiaria, 273, 278, 285
 " " var. grandifolia, 277,
 285
 " " var. incanescens, 277
 " " var. retusella, 277
 Capsicum, 241
 " frutescens, 241
 " grossum, 241
 " minimum, 241, 246, 275, 282,
 287
 Caroharias, 54

- Carcharias dussumieri*, 51, 58
 " *melanoteras*, 51, 52, 53, 54
Cardiospermum Halicacabum, 247
Carica Papaya, 239, 246, 260
Carissa Carandas, 245
Carum Roxburghianum, 240
Cassia alata, 247, 274, 279, 286
 " *Fistula*, 289
 " *occidentalis*, 251
 " *Tora*, 251
Castalinus rosomon, 267
Casuaria equisetifolia, 246
Casuarina " 242
Catochrysops contracta, 267
 " *corejus*, 267
 " *pandava*, 267
 " *strabo*, 267
Catophaga lankapura, 268
Catopsilia catilla, 267
 " *crocale*, 267
 " *gnoma*, 267
 " *pyranthe*, 267
Caulerpa clavifera, 272, 285, 287.
Celosia argentea, 249
 " *cristata*, 242
Centipeda orbicularis, 248
Centrisa salviani, 55
Cephalostachyum pergracile, 245
Ceratopteris, 252, 255, 275
 " *thalictroides*, 253, 274, 285,
 287
Cerens, 240
Chaillietia colonioides, 278
 " *gelonioides*, 275, 286
Chaillietiaceæ, 278
Chamaebuxus, 130
 " *venenosa*, 130
 " " *var. robusta*, 130
Chamaesphacos, 309
 " *brahnicus*, 309
Chapra mathias, 268
Charaxes fabrius, 266
Chaemonia, 311
Cheilanthes, 256
 " *tenuifolia*, 253
Chilades laius, 266
Chloris barbata, 253
Chrysomyxa, 75, 93, 95, 104
 " *Abietis*, 95
 " *Himalense*, 93, 104, 111
 " *Piceæ*, 94, 110, 111
 " *Rhododendri*, 93
Chrysomyxata, 95
Chrysopogon aciculatum, 250
Cicer arietinum, 238
Cinnamomum zeylanicum, 245
**Cionus indicus*, 216
Citrullus vulgaris, 239
Citrus Aurantium, 274
 " *decumana*, 238
 " *medica*, 238, 274, 278, 286
Clavicoracæ, 221, 232
Clematis, 109
 " *Buchananiana*, 89, 90
 " *puberula*, 109
 " *montana*, 89, 90, 110
Cleome viscosa, 247
Clerodendron inerme, 273, 283, 287
Clitoria Ternatea, 238, 246
Cnestis ramiflora, 275, 278, 286
Cocos nucifera, 248, 246, 260, 284, 287
Coffea arabica, 245
Coix Laachryma, 243, 246
Coleosporium, 75, 83, 84, 87, 89, 95, 100
 " *Campanulæ*, 90, 91, 110,
 111
 * " *Clematidis*, 89, 110, 111
 * " *Plectranthi*, 89, 110, 111
Calocasia antiquorum, 245, 246
Colubrina asiatica, 273, 274, 278, 286
Colydiides, 221
Combretaceæ, 279
Compositæ, 280
Concholestes dentalii, 63
 " *pallidus*, 64
Coniferae, 104
Connaraceæ, 278
Connarus gibbosus, 275, 278, 286
Convolvulaceæ, 282
Coreopsis, 240
Coriandrum sativum, 240
Cosmos sulphureus, 251
Cratoxylon, 145
 " *arborescens*, 146
 " " *var. Miquelii*, 146
 " *occineum*, 146
 " *cuneatum*, 146
 " *formosum*, 147
 " *lanceolatum*, 146
 " *Maingayi*, 147
 " *polyanthum*, 145.
 " " *var. Ligustri-*
num, 146
 " " *var. Wightii*, 146,
Crepis japonica, 251
Cronartium, 98
Crotalaria retusa, 250
Cucumis Melo, 239
 " *sativus*, 239
Cucurbita maxima, 240
Cucurbitaceæ, 259, 280
Cuminum Cyminum, 240
Cuphea, 239
Cupressus torulosa, 92
Curculionidæ, 211
Curcuma, 242
Curetis phædrus, 269
 " *thetis*, 266
Cyrtia peltata, 275, 277, 285
Cylas angustatus, 215
 " *brunneus*, 215
 " *formicarius*, 215

- Cylas lævicollis*, 215
 * " *submetallicus*, 214
 " *turcopennis*, 215
Cynodon Dactylon, 243, 246
Cynoglossum micranthum, 248
 Cyperaceæ, 284
Cyperus compressus, 249
 " *distans*, 249
 " *Iria*, 249
 " *pennatus*, 273, 284, 287
 " *polystachyus*, 249
Cyphagnus, 221
Cyrameis cardui, 266
 * *Cyrtophium andamanense*, 72, 74
 " *cristatum*, 73
 " *orientale*, 73
Dædalacanthus salaccensis, 245
Danaus chrysippus, 266
 " *genutia*, 266, 266
 " *limniace*, 266
 " *septentrionis*, 266
Datura, 241
 " *fastuosa*, 241, 246
Daucus Carota, 245
Deeringia celosioidea, 245, 246
Delias eucharis, 268
Dendorix epijarbas, 267
Dendrocalamus strictus, 245
Dentella repens, 247
Desmodium auricomum, 251, 252
 " *polycarpon*, 251
 " *triflorum*, 247, 251
 " *umbellatum*, 273, 279, 286
Deutsia corymbosa, 100
 * *Dilophus Graeciosus*, 265
 Dioscorea, 284
 " *glabra*, 275, 284, 287
 " *sativa*, 245
 Dioscoreaceæ, 284
Diospyros serrata, 195
 Dipterospemæ, 203
Discostigma rostratum, 152
Dolichos Lablab, 239
Dracocephalum, 306
 " *heterophyllum*, 306
 " *tanguticum*, 306
Dregea volubilis, 275, 281, 286, 289
Duranta Plumieri, 241
Durio Zibethinus, 244
Dysophylla, 298, 299
 " *Andersoni*, 298
 " *auricularia*, 299, 318
 " *communis*, 299, 318
 " *peguana*, 299
 " *rugosa*, 298
 " *salicifolia*, 298
 " *verticillata*, 299
 " " *var. gracilis*, 299
Echinocactus, 240
Eclipta alba, 243
Ectatorhinus, 217
Ehretia laevis, 275, 281, 287
Elephantopus scaber, 248
Eleusine aegyptiaca, 250
 " *indica*, 250, 274, 285, 287
Ellipanthus, 203
 " *calophyllus*, 209
 " *Griffithii*, 209
 " *Helferi*, 208
 * " *sterculisefolius*, 209, 275,
 276, 286, 290
 " *Thwaitesii*, 208
 " *tomentosus*, 209
Elodea, 146
 " *formosa*, 147
Elsholtzia, 299
 " *Griffithii*, *var. sacra*, 299
 " " *typica*, 299
Entada scandens, 277, 279, 286
Epiphyllum, 240
Epirhisanthes, 131, 132
Episomus proceratus, 212
 * " *quatuor-notatus*, 212
Eragrostis unioloides, 253
Eremostachys, 313
 " *thyrsiflora*, 313, 314
Ergolis ariadne, 266
Eriochloa annulata, 250
Erycibe paniculata, 275
 " " *var. peguensis*, 282,
 287
Erythrina indica, 273, 279, 286
Erythrochiton Wallichianum, 193
Erythrospermum, 113, 116
 * " *Soortechinii*, 116
Euchamæsphecos, 309
Eugenia Jambos, 245
Euphorbia antiquorum, 245
 " *pilulifera*, 249
 " *pulcherrima*, 243
 " *thymifolia*, 249, 274, 283, 287
 Euphorbiaceæ, 125, 283
 Euphorbiaceous, 125
Euphragmidium, 79
Euplœa core, 266
 " *coreoides*, 266
Euplœa, 266
Eurya, 186, 195
 " *acuminata*, 195, 196
 " " *var. cuprista*, 195
 " " *Wallichiana*, 196
 " *angustifolia*, 195
 " *bifaria*, 196
 " *chinensis*, 196
 " *fasciculata*, 196
 " *japonica*, *var. acuminata*, 196
 " *luoida*, 196
 " *membranacea*, 196
 " *multiflora*, 195
 " *salicifolia*, 196
 " *serrata*, 195
 * " *Wrayi*, 196

- Eusphace*, 301
Everes argiades, 267
Fagopyrum esculentum, 107
Fagraea dubia, 198
Faldermannia parviflora, 304
Ficus bengalensis, 245
 " *hispid*a, 275, 284, 287
 " *religiosa*, 245
 " *Rumphii*, 245, 273, 284, 287
Filices, 285
Fimbristylis diphylla, 250
 " *miliacea*, 250
Flacourtia, 113, 116
 " *cataphracta*, 117
 " *inermis*, 115, 117
 " *Jangomas*, 117
 " *Rukam*, 116, 117
 " *stigmatota*, 115
Flueggia microcarpa, 275, 283, 287
Fungus, 276, 285
Garcinia, 148, 150, 172, 238, 284
 " *acuminata*, 193
 " *affinis*, 154, 155
 " *Andamanica*, 170
 " " *var. pubescens*,
 170, 171
 " *Andersoni*, 169
 " *atro-viridis*, 149, 159
 " *Bancana*, 149, 162, 163
 " *brevirostris*, 150
 " *Cadelliana*, 154
 " *calycina*, 149, 160
 " *Choisyana*, 166
 " *cornea*, 155, 156, 168, 160, 274,
 278, 285
 " *costata*, 149, 161
 " *Cowa*, 163, 164, 165
 " *cuspidata*, 149, 152
 " *densiflora*, 171
 " *diversifolia*, 153
 " *dulcis*, 169, 170
 " *dumosa*, 167
 " *elliptica*, 170
 " *eugeniifolia*, 150, 167
 " *fascicularis*, 158
 " *Forbesii*, 149, 162
 " *fulva*, 151
 " *Griffithii*, 149, 161
 " *Hombroiana*, 155
 " *Hookeri*, 163
 " *Jelinekii*, 172
 " *Kunstleri*, 165
 " *Kurzii*, 155
 " *Kydiana*, 164, 165
 " *Lamponga*, 163
 " *leucandra*, 163
 " *linoceroides*, 166
 " *Maingayi*, 149, 158
 " " *var. stylosa*, 159
 " *Malaccensis*, 149, 158
 " *mangostana*, 156, 158, 244, 274
Garcinia Merguensis, 149, 150, 151, 153,
 167
 " *microstigma*, 157
 " *nervosa*, 169
 " " *var. pubescens*, 169
 " *nigro-lineata*, 164, 165
 " *opaca*, 149, 160
 " *oxyedra*, 163
 " *oxyphylla*, 163
 " *parvifolia*, 165
 " *Penangiana*, 157, 160
 " *Prainiana*, 171
 " *rostrata*, 149, 151, 152, 153, 167
 " *Roxburghii*, 163, 164
 " *Scortechinii*, 166
 " *speciosa*, 154, 155
 " *umbellifera*, 165
 " *uniflora*, 167
 " *urophylla*, 167
 " *Villersiana*, 171
 " *Wrayi*, 152
 " *Xanthoohymus*, 168, 171
Garcinæ, 148
Gentiana Kurroo, 108
Gentianaceæ, 281
Geranium nipalensis, 105
Glechoma, 306
Gomalia albofasciata, 269
Gomphostemma, 314
 " *Curtisii*, 315
 " *elatus*, 314
 " *Hemsleyanum*, 315
 " *Heyneanum*, 314
 " *insuave*, 310
 " *lucidum*, 315
 " *microcalyx*, 316
 " *nutans*, 314
 " *oblongum*, 315
 " *pedunculatum*, 315
 " *Scortechinii*, 315
 " *strobilinum*, 314
 " " *var. elatus*,
 314.
 " " *var. Heynea-*
 num, 314
 " " *var. typica*,
 314
 " *Thomsoni*, 316
 " *Wallichii*, 314
Gomphrena globosa, 97, 99, 242, 246
Goodenoviæ, 280
Gordonia, 186, 187, 202, 205
 " *acuminata*, 189, 200
 " *anomala*, 189
 " *excelsa*, 203
 " *floribunda*, 203
 " *grandis*, 203
 " *imbricata*, 204
 " *Maingayi*, 203, 204
 " *multinervis*, 205
 " *oblata*, 202

- Gordonia reticulata*, 190
 * " *Scortechinii*, 204
 " *singaporiana*, 203
 " (*Camellia*) *acuminata*, 200
Gordoniae, 186
Gossypium barbadense, 246
 " " *var. acuminatum*,
 " " 238
Gramineæ, 285
Graptophyllum hortense, 241
Guettarda speciosa, 273, 280, 286
Guttiferae, 147, 278.
Gymnosporangium, 75, 78, 92, 96.
 " *clavariæforme*, 92,
 " 111
 * " *Cunninghamianum*,
 " 92, 111
Hebomoia glaucippe, 269
Heliotropium indicum, 248
 " *peruvianum*, 240
Hemicoleosporium, 89
Hemigraphis latebrosa, 79
Hemimelampsora, 84
Hemiphragmidium, 81
Hemipuccinia, 105
Hemiuromyces, 76
Hesperia galba, 269
Hesperidiæ, 268
Heterophragma adenophyllum, 275, 283,
 287
Hexagonia similis, 285, 287
Heydotis minima, 251
Hiantia, 295
Hibiscus esculentus, 244
 " *rosa sinensis*, 238
 " *Sabdariffa*, 244
 " *tiliaceus*, 273, 278, 286
Hippeastrum, 242
Hirneola polytricha, 285, 287
Huphina phryne, 268
Hydnocarpus, 113, 118, 121, 122, 124, 125
 " *castanea*, 118
 * " *cucurbitina*, 120
 * " *Curtisii*, 119, 120
 " *heterophylla*, 124
 " *heterophyllus*, 122, 123,
 124
 * " *nana*, 118
 * " *var. pubescens*, 118,
 119
 * " *Scortechinii*, 120
 * " *Wrayi*, 121
Hydrocharidæ, 272
Hydrocotyle asiatica, 251
Hydrolea, 282
 " *Zeylanica*, 274, 281, 287
Hydrophyllaceæ, 281
Hygrophila, 255
 " *quadrivalvis*, 252
Hymenophyllum, 205
Hymenosphece, 301
Hypericineæ, 145
Hypericum, 83, 84
 " *alternifolium*, 206
 " *arborescens*, 146
 " *carneum*, 146
 " *cernuum*, 84
 " *coccineum*, 146
 " *horridum*, 146
 " *pulchellum*, 146
Hypogomphia, 305
Hypolimnas bolina, 266
 " *missippus*, 266
Hyptis, 297
 " *brevipes*, 252
 " *capitata*, 297
Ichnocarpus frutescens, 275, 281, 286
Illicium evenium, 194
Impatiens amphorata, 106
 " *Balsamina*, 238, 246
Imperata cylindrica, 252
Ipomœa aquatica, 251, 255.
 " *Batatas*, 240
 " *biloba*, 278, 282, 287
 " *Bona-nox*, 240
 " *coccinea*, 245, 246
 " *denticulata*, 273, 274, 282, 287,
 289, 290
 " *digitata*, 273, 275, 282, 287
 " *grandiflora*, 273, 282, 287.
 " *Quamoclit*, 240, 246
Iris florentina, 105
 " *pallida*, 105
Ischæmum ciliare, 253
 " *rugosum*, 253
Isodon, 296
Isopteris penangiana, 134
Ixias depulpoora, 267
 " *marianne*, 267
 " *meridionalis*, 267
 " *pyrene*, 267
Ixora coccinea, 245
 " *rugulosa*, 275, 280, 286
Jaaminum, 240
 " *grandiflorum*, 76
Jatropha multifida, 242
 " *purgans*, 242
Junonia almana, 266
 " *asteris*, 265, 266
 " *herta*, 266
 " *lemonias*, 266
 " *orithyia*, 266
Jussiaea, 252, 255
 " *suffruticosa*, 251
Justicia Gendarussa, 241
Kadoura, 197
 " *pubescens*, 197
Kayea, 143, 180, 182, 185
 * " *caudata*, 181, 183
 * " *elegans*, 181, 183
 * " *grandis*, 181, 182
 * " *Kunstleri*, 181, 182

- Kayea nervosa*, 181, 182, 183
 " *racemosa*, 180, 181, 182
 * " *Wrayi*, 180, 181
Kyllinga monocephala, 249
 " " *var. subtriiceps*,
 240
 " *triiceps*, 249
 Labiatae, 283, 294
Lagenaria vulgaris, 239
Lagerstroemia Flos-Reginae, 275, 280,
 286
 " *hypoleuca*, 245
Lagochilus, 311
 " *cabulicus*, 312
Lampides selianus, 267
Lantana camara, 241, 246
Launea nudicaulis, 251
Lawsonia alba, 239
Leea parallela, 275, 278, 286
Leguminosae, 259, 279
Leptochloa filiformis, 250
Leptochrysomyxa, 93
Leptodermis, 83
 " *lanceolata*, 86, 109
Leptosia xiphia, 267
Lepturomyces, 77
Leucæna glauca, 239
Leucas, 313
 " *Collettii*, 313
 " *collina*, 313
 " *lanata*, 313
 " *linifolia*, 249
 Liliaceae, 284
Limnanthemum aurantiacum, 281
 " *parvifolium*, 274, 281,
 286
Limnophila conferta, 274, 282, 287
Lippia geminata, 252
 " *nodiflora*, 249
Ludia spinosa, 115
Ludwigia, 251, 252, 255
 " *parviflora*, 247, 251
 " *prostrata*, 247, 251
Luffa ægyptiaca, 239, 246, 275, 280, 286
Lupinus, 238
 Lycenidae, 266
Lycopersicon esculentum, 240
Lygodium flexuosum, 275, 285, 287
 * *Lysianassa wood-masoni*, 68, 74
 Lythraceae, 280
Macaranga, 275
 " *Tanarius*, 275, 284, 287
Macronepeta, 305
 Malvaceae, 278
Mangifera indica, 288
 * *Marmarocheilus*, 217
 " *atkinsoni*, 217
Mazus rugosus, 248
Megacerus pogonocerus, 220
 * " *quatuor-dentulus*, 219
Melaleuca Leucodendron, 245
Melampora, 75, 83, 84, 100
 " *Hypericorum*, 86
 * " *Leptodermis*, 86, 109, 110,
 111
 " *Salicis Capree*, 88, 89, 110,
 111
 * " *Sancti-Johannis*, 84, 110,
 111
Melanitis ismene, 266
 " *leda*, 265, 266
 Melastomaceae, 279
Melita, 64
 * " *cotasi*, 64, 74
 " *formosa*, 64
 " *leonis*, 64
 " *megacheles*, 64
Melocactus, 240
Melochia cochorifolia, 250, 274, 278,
 286
 Menispermaceae, 277
Mesua, 148, 182, 184, 185
 " *coromandeliana*, 184, 185
 " *ferrea*, 184
 " " *var. angustifolia*, 185
 " *lepidota*, 185
 " *Nagana*, 185
 " *nervosa*, 188
 " *pedunculata*, 184
 " *pulchella*, 184, 185
 " *Roxburghii*, 184
 " *salicina*, 184, 185
 " *sclerophylla*, 185
 " *Singaporiana*, 181, 182
 " *speciosa*, 182, 184
 " *Walkeriana*, 184
Michelia Champaca, 238
 * *Microcalamus*, 207
 * " *Prainii*, 207, 208
Micropuccinia, 109
Microtona, 309
 " *cymosa*, 310
 " *Griffithii*, 310
Micromyces, 78
Mimosa pudica, 247
 * *Miolsipa ceylonica*, 222
Mirabilis Jalapa, 242, 246
Moffatia, 263
 " *plumicauda*, 264
Molucella, 311
 " *otostegiodes*, 311
 " *spinosa*, 311
Momordia Charantia, 289
 " *dioica*, 239
Monochoria, 252, 255
 " *vaginalis*, 252, 253
 * *Monosporidium Andrachnis*, 111
 * " *Euphorbiae*, 111
Moringa pterygosperma, 238, 246, 274,
 278, 286
Moringaceae, 278
Morus alba, *var. serrata*, 97

- Mucuna monosperma*, 275, 279, 286
Mukia scabrella, 247
Musa sapientum, 242, 284, 287
Mycalesis mineus, 265, 266
Mygalidæ, 269
Myliobatis nienhufii, 53, 54, 55, 56
 " *nootula*, 55
Myristica, 284
 " *glauca*, 274, 283, 287
Myristicaceæ, 283
Nelumbium speciosum, 274, 277, 285
Nepeta, 304, 305, 306
 " *bracteata*, 306
 " *campestris*, 304
 " *cœrulescens*, 304
 " *eriostachya*, 304
 " *glomerata*, 305
 " *glomerulosa*, 304, 305, 318
 " *Hemsleyana*, 305
 " *juncea*, 305
 " *lagopsis*, 305
 " *nervosa*, 304
 " *pharica*, 306
 " *podostachys*, 304
 " *prostrata*, 305
 " *Thomsoni*, 304
Nephelium Litchi, 244
Nepheronia ceylonica, 269
 " *fraterna*, 269
Neptis varmana, 266
Nerium odorum, 240
Nicotiana Tabacum, 241
Notochæte, 313
 " *hamosa*, 313
Nymphaea Lotus, 274, 277, 285
 " *Stellata*, 274
Nymphæaceæ, 277
Nymphalidæ, 266
Nymphaliniæ, 266
Ocimodon, 295
Ocimum, 283, 294, 295
 " *basilicum*, 274, 288, 287
 " *exsul*, 294
 " *filamentosum*, 295
 " *gratissimum*, 283
 " *obovatum*, 295
 " *sanctum*, 241, 246, 283
Oldenlandia, 251
 " *corymbosa*, 248, 251
 " *crystallina*, 251
 " *diffusa*, 251
 " *paniculata*, 251
Opuntia, 240
Ortholencaæ, 318
Orthosiphon, 295
 " *Parishii*, 295, 296
 " *scapiger*, 296
 " *stamineus*, 295
Oryza sativa, 243
Osbeckia chinensis, 275, 279, 286
Otostegia, 312
 " *Aucheri*, 311, 312
 " *limbata*, 312, 313
Oxalis corniculata, 247
Orycarpus Gangetica, 163
Pachyrhizus angulatus, 239
Padina pavonia, 272, 285, 287
Padouk, 245
Palmææ, 284
Pangiaæ, 113
Pangium, 114, 124
 " *edule*, 124
Panicum ciliare, 250
 " *Colonum*, 250
 " *erucæferme*, 252
 " *excurrrens*, 252
 " *jumentorum*, 243
 " *longipes*, 252
 " *mysaroides*, 252
 " *sanguinale*, 250
Papilio, 268
 " *agameimon*, 268
 " *aristolochis*, 268
 " *dissimilis*, 268
 " *dravidarum*, 268
 " *erithronius*, 268
 " *hector*, 268
 " *panape*, 268
 " *polymnestor*, 268
 " *polytes*, 268
Papilionidæ, 267
Papilioninæ, 268
Parapleustes, 70
 " *pictus*, 70, 74
Parata chromus, 268
Parnara bada, 268
 " *guttata*, 268
Paspalum distichum, 252
 " *filiculmum*, 250
 " *pedicellatum*, 252
 " *scrobiculatum*, 250
Passiflora laurifolia, 239
Pavetta indica, 275, 280, 286
Pennatula, 71
Pentas carnea, 240
Peridermium orientale, 104
Petunia violacea, 241
Peucedanum graveolens, 240
Phanerogamia, 101
Phaseolus, 239
 " *lunatus*, 239
 " *Mungo*, 239
 " *trilobus*, 244, 246
 " *vulgaris*, 239
Phaylopsis parviflora, 252
Phoberos acuminatus, 115
 " *Arnottianus*, 115
 " *orenatus*, 115
 " *Hookerianus*, 115
 " *lancoelatus*, 115
 " *macrophylla*, 115
 " *rhinantha*, 115

Phoberos Roxburghii, 115
 " *Wightianus*, 115
 * *Phoxus uncinistratus*, 65, 69, 74
Phragmidopsis, 82
Phragmidium, 75, 79, 81, 83
 " *Barnardi*, 82
 * " *incompletum*, 83, 111
 * " *quinqueloculare*, 82, 111
 " *Rubi*, 81, 82, 110, 111
 " *Rubi-Idaei*, 82
 " *subcorticium*, 79, 80, 110,
 111
 " *violaceum*, 82
Phyllanthus urinaria, 252
Physalis minima, 251
 " *peruviana*, 245
Picca Morinda, 94, 104
Pieris, 267
Pinus excelsa, 100, 102, 103, 104
 " *longifolia*, 100, 101, 103, 104
 " " *var. corticola*, 101
Piper Betle, 242
Pisum sativum, 238
Pithecolobium dulce, 244, 246
 " *Saman*, 244, 246
Pittosporæ, 128
Pittosporum, 128
 " *ferragineum*, 129
Plantago major, 242
Plectranthus, 296
 " *Brandisii*, 296, 318
 " *Coetsa*, 104
 " *excisus*, 297
 " *Gerardianus*, 89
 " *Kurzii*, 296
 " *melissoides*, 297
 " *Patohouli*, 310
 " *pharicus*, 297
 " *repens*, 296
 " *rugosus*, 297
 " *Stocksii*, 296, 318
 " *Stracheyi*, 296, 318
 " *striatus*, 296
 " *Walkerii*, 296, 318
Ploiarium elegans, 206
Plumbago rosea, 240
Plumeria acutifolia, 240
Pogostemon, 297
 " *paniculatus*, 298
 " *parviflorus*, 298
 " *purpurascens*, 297, 298
 " *Wattii*, 298
Poinciana regia, 244
Polium, 317
Polygala, 129, 130
 " *brachystachya*, 131
 " *buxiformis*, 131
 " *chinensis*, *var. brachystachya*,
 131
 " *discolor*, 131
 " *leptalea*, 131

Polygala oligophylla, 131
 " *serpyllifolia*, 131
 " *tephloides*, 131
 " *triphylla*, 130
 " " *var. glaucescens*, 130
 " *venosa*, 130
 " " *var. robusta*, 130
Polygalæ, 129
Polygonum, 107
 " *amplexicaule*, 107
 " *barbatum*, 249
Polyommatus bæticus, 267
Polyporus occidentalis, 265, 267
Polyspora axillaris, 189
Pongamia, 273
 " *glabra*, 278, 279, 286
Portulaca, 144
 " *anceps*, 145
 " *geniculata*, 145
 " *lævis*, 145
 " *meridiana*, 145
 " *oleracea*, 144, 247
 " *quadrifida*, 145, 247
 " *suffruticosa*, 145
Portulacæ, 144
Potentilla Kleinianra, 98
Precis iphita, 266
Premna integrifolia, 273, 283, 287
 * *Pseudocycphagonus*, 221
 * " *squamifer*, 222
Peidium Guyava, 239
Psychidæ, 262
Psychotria adenophylla, 275, 280, 286
Pterocarpus indicus, 245
Puccinia, 75, 79, 87, 96, 101, 106, 107,
 108, 109, 110
 " *Acetosæ*, 111
 " *Andropogi*, 111
 * " *Anthistiria*, 111
 * " *argentata*, 106, 110, 111
 * " *Arundinellæ*, 111
 " *Bistortæ*, 107
 " *Caricis*, 111
 * " *filicina*, 111
 * " *Chrysopogi*, 111
 " *Circaeæ*, 111
 * " *Collettiana*, 110, 111, 112
 " *coronata*, 112
 * " *Fagopyri*, 107, 110, 112
 " *foscucosorum*, 112
 * " *Fragaria*, 112
 " *Galii*, 112
 " *Gentiane*, 108, 112
 " *Geranii silvatici*, 112
 " *Graminis*, 112
 " *helvetica*, 110, 112
 " *insidiosa*, 109
 " *Iridis*, 105, 110, 112
 * " *Leptodermis*, 109, 110, 112
 " *mammillata*, 107
 " *Mentha*, 112

- * *Puccinia nitida*, 107, 110, 112
 " *Pimpinellae*, 112
 " *Pollinae*, 112
 " *Polygoni*, 107
 * *Rosae*, 112
 * *Roscoae*, 112
 * *Saxifragae ciliatae*, 112
 " *stromatica*, 109
 * *Urticae*, 112
 " *Violae*, 112
 * *Wattiana*, 109, 112
Pueraria phasecoloides, 273, 279, 286
Punica Granatum, 239
Pyenmah, 245
Pyrenaria, 186, 199, 205
 " *acuminata*, 200
 " *attenuata*, 205
 * *Kunstleri*, 200, 201
 * *Wrayi*, 201
Pyrus Pashia, 92
Quisqualis indica, 239
Rapala melampus, 267
Raphanus sativus, 238
Rasicota, 263
 " *albescens*, 263
Rathinda amas, 267
Ravenala madagascariensis, 245
Rhamnaceae, 278
 * *Rhina lineata*, 218
Rhinostigma parvifolium, 165
Rhododendron arboreum, 93, 104
Ricinus communis, 242, 246
Rondeletia speciosa, 240
Rosa, 239
 " *moschata*, 79
Rottboellia exaltata, 252
Roumea Jangomas, 118
Rubiaceae, 280
Rubus, 79, 80
 " *biflorus*, 82
 " *lasiocarpus*, 81
 " *paniculatus*, 83
Rudbeckia, 240
Rungia parviflora, var. *pectinata*, 249
Russelia juncea, 241
Rutaceae, 278
 * *Rhynchites flavirostris*, 213
Ryparia, 124, 125, 128
 " *caesia*, 125, 126, 128
Ryparosa, 113, 114, 124, 125
 " *caesia*, 125, 128
 * *fasciculata*, 127
 * *Hullettii*, 126
 * *Kunstleri*, 127
 " *Kurzii*, 125
 " *Scortechinii*, 126
 " *Wrayi*, 126
Saccharum officinarum, 243
Salix, 84, 88
Salomonias, 129, 131, 132
 " *aphylla*, 132
Salomonias canarana, 132
 " *cantoniensis*, 132
 " *Horneri*, 132
 " *oblongifolia*, 132
 " *obovata*, 132
 " *parasitica*, 132
 " *rigida*, 132
 " *sessiflora*, 132
 " *sessiliflora*, 132
 " *setosa-ciliata*, 132
 " *stricta*, 132
 " *subrotunda*, 132
 " *tenella*, 132
 " *uncinata*, 132
Salvia, 301
 " *cabulica*, 301
 " *coccinea*, 242, 301
 " *hydrangea*, 301, 302
 " *Kotschyi*, 302
 " *macrosiphon*, 302
 " *var. cabulica*, 302
 " *var. Kotschyi*, 302
 " *Solarea*, 302
 " *Sheilei*, 302
 " *spinosa*, 302
 " *utilis*, 301
 " *verbenaca*, 301
Saponaria Vaccaria, 247
Saraca indica, 244
Sargassa, 272
Satyrinae, 266
Saurauja, 186, 197, 199
 " *cauliflora*, 199
 " *var. calycina*, 199
 " *Noronhiana*, 198, 199
 " *nudiflora*, 198, 199
 " *tristyla*, 197, 198
Sauraujae, 186
Scævola Koenigii, 280, 286
Scapha Candollei, 198
 " *Pinangiana*, 198
Schima, 186, 201
 " *bancana*, 202
 " *crenata*, 202
 " *Khasiana*, 202
 " *Noronhae*, 201, 202
 " *Wallichii*, 191, 202
Scindapsus officinalis, 276, 284, 287
Scirpus articulatus, 274, 285, 287
Scitamineae, 284
Scolopia, 113, 114
 " *acuminata*, 115
 " *chinensis*, 115
 " *crassipes*, 115
 " *crenata*, 115
 " *lanceolata*, 115
 " *pseudo-crenata*, 115
 " *Rhinanthera*, 114, 115
 " *Boxburghii*, 115
 " *sæva*, 115
Scoparia dulcis, 249, 283, 287

- Scordium**, 317
Scorodonia, 316
Scropulariaceæ, 282
Scutellaria, 306
 " *andamanica*, 307, 318
 " *angulosa*, 308
 " *celtidifolia*, 308
 " *discolor*, 308
 " *Heydei*, 307
 " *Kingiana*, 308
 " *multicaulis*, 307
 " *nepetæfolia*, 307
 " *oblonga*, 308, 318
 " *petiolata*, 308
 " *prostrata*, 307
 " *scandens*, 308
 " *Stocksii*, 307
 " *violacea*, 308
Sebasius, 221
Securidaca, 129, 133
 " *bracteata*, 133
Selaginella, 256, 275
 " *proniflora*, 253
Sesamum indicum, 251
Sesbania grandiflora, 238
Sida, 274
 " *carpinifolia*, 247, 250
 " *rhombifolia*, 250
Siphonocetes, 63
 " *pallidus*, 63
Sladenia, 186
Smilax aspera, 95
 " *macrophylla*, 275, 284, 287
Smithia, 251
 " *sensitiva*, 251
Solanaceæ, 282
Solanum ferox, 241, 251
 " *indicum*, 241, 251
 " *Melongena*, 241, 246
 " *nigrum*, 248, 251
 " *torvum*, 241, 248, 251
 " *tuberosum*, 245
 " *xanthocarpum*, 248, 251
Solidago Virgaurea, 77
Sonchus arvensis, 251
Sphenoclea zeylanica, 274, 280, 286
Spilanthus oleracea, 248
Spina spinarum, 118
Sporobolus diander, 250
Stachys, 310
 " *cordifolia*, 310
Stachytarpheta indica, 241, 246
Stachyurus, 186
Stalagmites dulcis, 170
 " *nervosa*, 169
Stephegyne diversifolia, 273, 280, 286
Sterculiaceæ, 278
Stereum cyathiforme, 285, 287
Stigmarosa Jangomas, 118
Striga lutea, 251
Strobilanthes, 76
 " *Dalhousianus*, 78
 " *Strobilanthus*, 216
 " *Strongylodon ruber*, 290
 " *Suaetus gremius*, 268
 " *Swietenia macrophylla*, 244
 " *Mahogani*, 244
 " *Synedrella nodiflora*, 248
 " *Tabernæmontana criapa*, 273, 279, 281,
 286
 " *Tagetes*, 240, 246
 " *Tamarindus indica*, 244, 279, 286
 " *Tapeinanthus*, 309
 " *brahuicus*, 309
 " *Taphroderes*, 221
 " *Taractrocera mævinus*, 268
 " *Taraktogenos*, 113, 121, 122, 124
 " *Kunstleri*, 122
 " *Kurzii*, 123
 " *Scortechinii*, 122
 " *var. gracilipes*,
 122
 " *tomentosa*, 123
 " *Tarucus plinius*, 267
 " *Tectona grandis*, 245
 " *Telchinia violæ*, 266
 " *Telicota bambusæ*, 268
 " *Teracolus amata*, 268
 " *daneæ*, 268
 " *eucharis*, 268
 " *pseudevanthe*, 268
 " *Terias hecabe*, 267
 " *var. æsiopæ*, 267
 " *var. hecabeoides*, 267
 " *venata*, 267
 " *Terminalia Catappa*, 273, 279, 286
 " *Ternstrœmia*, 186, 187, 192, 193
 " *bancana*, 192
 " *bilocularis*, 198
 " *ooriacea*, 189, 194
 " *dasyantha*, 190
 " *dumosa*, 188
 " *integerrima*, 189, 190
 " *macrocarpa*, 193
 " *macrophylla*, 200
 " *Penangiana*, 193
 " *pentapetala*, 198
 " *Scortechinii*, 193
 " *sericea*, 191
 " *trilocularis*, 198
 " *villosa*, 190
 " *Ternstroemiaceæ*, 186, 186, 189
 " *Teucris*, 216
 " *Teucrium*, 316
 " *ouneifolium*, 318
 " *lencocladum*, 318
 " *orientalis*, 316
 " *parviflorum*, 316
 " *quadrifarium*, 317
 " *scindicum*, 316
 " *Scordium*, 317
 " *serratum*, 317

- Tenorium Stocksianum*, 317, 318
 " *Taylori*, 316
 " *Wattii*, 317
Thespesia populnea, 273, 278, 286
Thevetia nerifolia, 240
Thunbergia alata, 245, 246
 " *erecta*, 245
 " *laurifolia*, 275, 283, 287
Torenia, 245, 246
Trichosanthes anguina, 239
 " *encumerina*, 239, 246
Tridax procumbens, 251
Tridesmis, 146
 " *formosa*, 147
 " *ohnoides*, 147
Trigonistram, 129, 130, 133
 " *hypolenicum*, 133
Triumfetta rhomboidea, 250
Trygon, 54
 " *bleekeri*, 53, 54, 55
Udaspes folus, 269
Uredinæ, 75, 83, 100, 104
Uredo, 75, 97, 100
 * " *Apludæ*, 99, 112
 * " *Bupleuri*, 98, 112
 * " *Cronartiiformis*, 98, 110, 112
 * " *Deutzia*, 100, 112
 " *Eupatoria*, 98, 112
 * " *Gomphrenatis*, 99, 110, 112
 " *Hydranyææ*, 100
Urena lobata, 274, 278, 285
Uromyces, 75, 76, 106
 * " *Cunninghamianus*, 76, 112
 * " *McIntirianus*, 79, 112
 " *Solidaginis*, 77, 112
 * " *Strobilanthis*, 78, 112
 " *Valeriana*, 77, 112
 * " *Vossia*, 76, 110, 112
Uromycopsis, 76
Urticacææ, 284
Valeriana Wallichii, 77
Vandellia crustacea, 248, 274, 283, 287
Verbena Anbletia, 241
Verbenacææ, 283
Vernonia cinerea, 248, 274, 275, 280, 286
Vigna Catjang, 239
Vinca rosea, 240, 246
Virachola isocrates, 267
Vismia arborescens, 146
Vitex Negundo, 273, 283, 287, 289
 " *trifolia*, 241, 246
Vitis himalayana, 97, 98
Vossia speciosa, 76
Wedelia calendulacea, 251
Willughbeia edulis, 275, 281, 286
Xanthochymus, 150, 168
 " *dulcis*, 170
 " *Javensis*, 170
Xanthochymus pictorius, 168
 " *tinctorius*, 168
Xanthophyllum, 130, 134, 206
 " *adenotus*, 143
 " *affine*, 135, 138, 142
 * " *Andamanicum*, 134, 135
 * " *bullatum*, 135, 142
 " *cordatum*, 140
 * " *Curtisii*, 135, 138
 " *ellipticum*, 135, 140
 " *eurhynchum*, 134, 137, 138, 140
 " *glaucum*, 134, 136
 " *Griffithii*, 134, 136, 137
 * " *Hookerianum*, 135, 139
 " *insigne*, 135, 144
 * " *Kunstleri*, 135, 139
 " *Maingayi*, 134, 136, 137
 " *obscurum*, 135, 141
 " *Palembanicum*, 134, 137, 138, 140
 * " *pulchrum*, 135, 141
 " *rufum*, 135, 143
 * " *Scortechinii*, 135, 140, 206
 " *stipitatum*, 135, 140
 * " *sulphuratum*, 135
 * " *sulphureum*, 143
 * " *venosum*, 135, 139
 " *vitellinum*, 142
 * " *Wrayi*, 135, 138
Zataria, 300, 318
 " *bracteata*, 300
 " *humilis*, 306
 " *multiflora*, 300
 " *var. elatior*, 300
Zea Mays, 243, 246
Zemioses, 221
Zephyranthes, 242
Zinnia, 240
 " *elegans*, 246
Zizera gaika, 267
 " *lysimon*, 267
 " *otis*, 267
Ziziphora, 302
 " *canescens*, 306
 " *clinopodioides*, 303
 " " *var. Benthawi*, 303
 " " *var. canescens*, 303
 " " *var. rigida*, 303
 " " *var. serpyllacea*, 303
 " *persica*, 304
 " *tenuior*, 308
Zygaena, 54
 " *blochii*, 51, 52, 53, 54, 56

Am
4-1-1900
B. 10, 11, 12, 13, 14, 15, 16, 17, 18, 19, 20, 21, 22, 23, 24, 25, 26, 27, 28, 29, 30, 31, 32, 33, 34, 35, 36, 37, 38, 39, 40, 41, 42, 43, 44, 45, 46, 47, 48, 49, 50, 51, 52, 53, 54, 55, 56, 57, 58, 59, 60, 61, 62, 63, 64, 65, 66, 67, 68, 69, 70, 71, 72, 73, 74, 75, 76, 77, 78, 79, 80, 81, 82, 83, 84, 85, 86, 87, 88, 89, 90, 91, 92, 93, 94, 95, 96, 97, 98, 99, 100



